

# ANIMOVEL COLLECTIONS



**PLANUM**<sup>®</sup>  
FURNITURE

Swedesford Corporate Center  
619 B Swedesford Road  
Frazer, PA 19355

Email: [info@planumfurniture.com](mailto:info@planumfurniture.com)  
Website: [planumfurniture.com](http://planumfurniture.com)

Tel : 610/251-2120  
Tel : 800/343-0042  
Fax : 610/251-2290

# ANIMOVEL


## OAK FINISHES



oak  
c. ardoise  
BX-217



oak  
c. grège  
BX-210



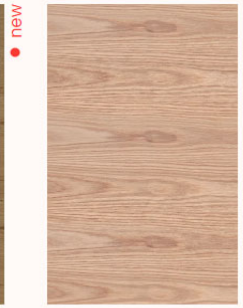
oak  
c. brut  
BX-259



oak  
c. brut  
EF-259



oak  
c. doré à noeuds  
BX-278



oak  
c. naturel  
BX-209



oak  
c. nat. noeuds  
BX-275



oak  
c. brûlé  
BX-281




oak  
c. forêt à noeuds  
BX-271



oak  
c. bosc  
BX-274



oak  
c. clair  
BX-246



oak  
c. mel  
BX-282




oak  
c. dorée à noeud  
TA-278



walnut  
walnut  
BX-280




## METAL FINISHES



noir  
LF-403




marron  
LF-416



anthracite  
LF-464



bronze  
LF-018




gris foncé  
LF-407



grisâtre  
LF-445

# ANIMOVEL

## METAL FINISHES



## LACQUER



# ANIMOVEL

## LACQUER



**matt**  
nacré métalisé  
LMM-539



**matt**  
blanc métalisé  
LMM-504



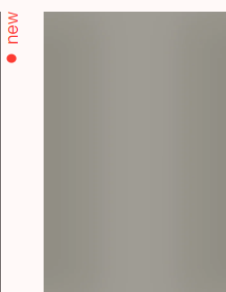
**gloss**  
aube  
LB-145



**gloss**  
café  
LB-129



**gloss**  
coal  
LB-179



**gloss**  
iris  
LB-156



**gloss**  
gris foncé  
LB-107



**gloss**  
tourterelle  
LB-138



**gloss**  
rêve  
LB-144



**gloss**  
warm  
LB-168



**gloss**  
nacré  
LB-139



**gloss**  
nuage  
LB-175



**gloss**  
blanc  
LB-104



**gloss**  
deepblue  
LB-176




**gloss**  
émeraude  
LB-178



**gloss**  
frost  
LB-170




**gloss**  
oliva  
LB-177



**gloss**  
blush  
LB-174



**gloss**  
nacré métalisé  
LBM-539



**gloss**  
blanc métalisé  
LBM-504

# ANIMOVEL

## CERAMIC



S-01 C508  
S-01 C508




S-01 C509  
S-01 C509



S-01 C510  
S-01 C510



S-01 C511  
S-01 C511



S-01 C517  
S-01 C517




S-01 C518  
S-01 C518




new

S-01 C521  
S-01 C521




new

S-01 C522  
S-01 C522



S-02 C514  
S-02 C514



S-02 C515  
S-02 C515



S-02 C516  
S-02 C516



S-03 iron frost  
S-03 iron frost



S-03 iron grey  
S-03 iron grey




S-03 iron copper  
S-03 iron copper




S-03 iron moss  
S-03 iron moss



S-03 béton  
S-03 béton



S-03 C524  
S-03 C524




new

S-01 C521  
S-01 C521




new

S-01 C521  
S-01 C521




new

S-01 C522  
S-01 C522



S-02 C514  
S-02 C514



S-02 C515  
S-02 C515




S-02 C516  
S-02 C516



S-03 iron frost  
S-03 iron frost



S-03 calacatta  
S-03 calacatta



S-03 basalt black  
S-03 basalt black




new

S-04 C519  
S-04 C519



S-04 C523  
S-04 C523



novo

S-05 calacatta luxe

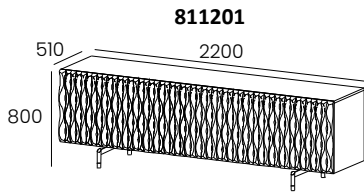
# TABLE OF CONTENTS

|                  | PAGE # |
|------------------|--------|
| SIDEBOARDS       | 3      |
| DINING TABLES    | 22     |
| DINING CHAIRS    | 87     |
| UPHOLSTERY       | 92     |
| TV UNITS         | 97     |
| SHOWCASE MODULES | 134    |
| COFFEE TABLES    | 155    |
| HALL CABINET     | 160    |
| CONSOLES         | 163    |
| DESKS            | 166    |
| MIRRORS          | 168    |
| HIGH MODULES     | 172    |
| BEDROOMS         | 181    |

# SIDEBOARDS

# NEWPORT/NEWTOWN

## Sideboard




811201

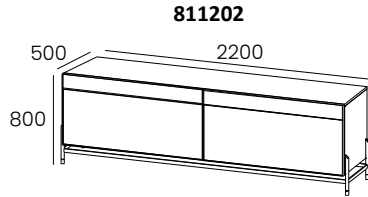
Sideboard NEWTOWN 2CD

W:86 5/8" H:31 1/2" D:20"

|     |       |     |             |
|-----|-------|-----|-------------|
| kg  | m3    | vol | eco         |
| 213 | 1,344 | 1   | 01017010320 |

- 2 Coplanar Doors
- 2 Removable Glass Shelves
- Foot in Metal always in LF and Brass Finish
- Fronts are always in BX or BX-280 Finish
- without Interior Drawer (available as add-on)
- Interior LEDs (optional)

| INFO SHEET |        |   |   |
|------------|--------|---|---|
| Case       | Fronts |   | <br>Interior<br>811901 |
| BX/LM      | BX     | 0 |   |
|            | BX-280 | 0 | 0   |




811202

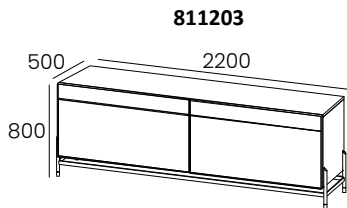
Sideboard NEWPORT 2CD

W:86 5/8" H:31 1/2" D:19 5/8"

|     |       |     |             |
|-----|-------|-----|-------------|
| kg  | m3    | vol | eco         |
| 211 | 1,375 | 1   | 01017010320 |

- 2 Coplanar Doors
- 2 Removable Glass Shelves
- Foot in Metal, always in LF and Brass Finish
- Metal Frame in LF Finish
- Fronts are always in LM, BX, BX-280, CM or Rattan
- without Interior Drawer (available as add-on)
- Interior LEDs (optional)

| INFO SHEET |                |   |   |
|------------|----------------|---|---|
| Case       | Fronts         |   | <br>Interior<br>811901 |
| BX/LM      | BX/LM+CM-S01   | 0 |   |
|            | BX/LM+CM-S03   |   |   |
|            | BX/LM+CM-S04   | 0 | 0   |
|            | BX/LM + RATTAN | 0 | 0   |




811203

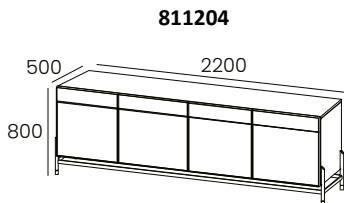
Sideboard NEWPORT 2SD

W:86 5/8" H:31 1/2" D:19 5/8"

|     |       |     |             |
|-----|-------|-----|-------------|
| kg  | m3    | vol | eco         |
| 211 | 1,375 | 1   | 01017010320 |

- 2 Sliding Doors
- 2 Removable Glass Shelves
- Foot in Metal, always in LF and Brass Finish
- Metal Frame in LF Finish
- Fronts are always in LM, BX, BX-280, CM or Rattan
- without Interior Drawer (available as add-on)
- Interior LEDs (optional)

| INFO SHEET |                |   |   |
|------------|----------------|---|---|
| Case       | Fronts         |   | <br>Interior<br>811901 |
| BX/LM      | BX/LM+CM-S01   | 0 |   |
|            | BX/LM+CM-S03   |   |   |
|            | BX/LM+CM-S04   | 0 | 0   |
|            | BX/LM + RATTAN | 0 | 0   |




811204

Sideboard NEWPORT 4P

W:86 5/8" H:31 1/2" D:19 5/8"

|     |       |     |             |
|-----|-------|-----|-------------|
| kg  | m3    | vol | eco         |
| 211 | 1,375 | 1   | 01017010320 |

- 4 Doors
- 2 Removable Glass Shelves
- Foot in Metal, always in LF and Brass Finish
- Metal Frame in LF Finish
- Fronts are always in LM, BX, BX-280, CM or Rattan
- without Interior Drawer (available as add-on)
- Interior LEDs (optional)

| INFO SHEET |                |   |   |
|------------|----------------|---|---|
| Case       | Fronts         |   | <br>Interior<br>811901 |
| BX/LM      | BX/LM+CM-S01   | 0 |   |
|            | BX/LM+CM-S03   |   |   |
|            | BX/LM+CM-S04   | 0 | 0   |
|            | BX/LM + RATTAN | 0 | 0   |

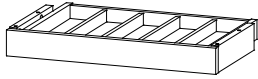


# NEWPORT/NEWTOWN

## Sideboard

**811990**

**Drawer with covered storage**



- Drawer Interior with covered storage
- Drawer for Sideboard 86 5/8"W
- this Drawer is sold separately from the Sideboard

|    |       |     |             |
|----|-------|-----|-------------|
| kg | m3    | vol | eco         |
| 8  | 0,064 | 1   | 01017010240 |

| INFO SHEET |
|------------|
| Front      |
| BX or LM   |
| 0          |

**811991**

**Drawer without covered storage**



- Drawer Interior without covered storage
- Drawer for Sideboard 86 5/8"W
- this Drawer is sold separately from the Sideboard

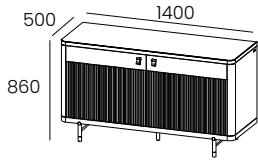
|    |       |     |             |
|----|-------|-----|-------------|
| kg | m3    | vol | eco         |
| 7  | 0,064 | 1   | 01017010240 |

| INFO SHEET |
|------------|
| Front      |
| BX or LM   |
| 0          |

Sideboard

**881201**

**Sideboard 2D**



- 2 Doors
- 2 Removable Glass Shelves
- Foot in Metal always in LF and Brass Finish
- Handles Noir PX-001 or Brown PX-002
- Top in Ceramic (optional)
- Without Inner Drawer (optional).

**W:55 1/8" H:33 7/8" D:19 5/8"**

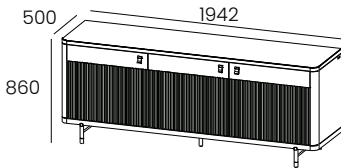
|    |       |     |             |
|----|-------|-----|-------------|
| kg | m3    | vol | eco         |
| 98 | 0,642 | 2   | 01017010290 |

| INFO SHEET    |         |   |
|---------------|---------|---|
| Case & Fronts | Slatted |   |
| BX/LM         | BX/LM   | 0 |
|               | BX-280  | 0 |
| BX-280        | LM      | 0 |
|               | BX-280  | 0 |

| Top - 881801 |   |  |
|--------------|---|--|
| CM - S01     | 0 |  |
| CM - S03     |   |  |

**881203**

**Sideboard 3D**



- 3 Doors
- 3 Removable Glass Shelves
- Foot in Metal always in LF and Brass Finish
- Handles Noir PX-001 or Brown PX-002.
- Top in Ceramic (optional)
- Without Inner Drawer (optional).

**W:76 1/2" H:33 7/8" D:19 5/8"**

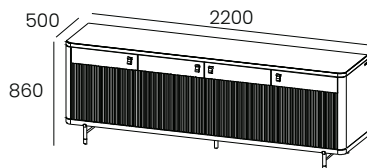
|     |       |     |             |
|-----|-------|-----|-------------|
| kg  | m3    | vol | eco         |
| 130 | 0,866 | 2   | 01017010300 |

| INFO SHEET    |         |   |
|---------------|---------|---|
| Case & Fronts | Slatted |   |
| BX/LM         | BX/LM   | 0 |
|               | BX-280  | 0 |
| BX-280        | LM      | 0 |
|               | BX-280  | 0 |

| Top - 881802 |   |  |
|--------------|---|--|
| CM - S01     | 0 |  |
| CM - S03     |   |  |

**881204**

**Sideboard 4D**



- 4 Doors
- 3 Removable Glass Shelves
- Foot in Metal always in LF and Brass Finish
- Handles Noir PX-001 or Brown PX-002.
- Top in Ceramic (optional)
- Without Inner Drawer (optional).

**W:86 5/8" H:33 7/8" D:19 5/8"**

|     |       |     |             |
|-----|-------|-----|-------------|
| kg  | m3    | vol | eco         |
| 139 | 0,972 | 2   | 01017010300 |

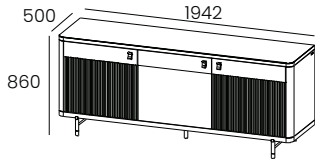
| INFO SHEET    |         |   |
|---------------|---------|---|
| Case & Fronts | Slatted |   |
| BX/LM         | BX/LM   | 0 |
|               | BX-280  | 0 |
| BX-280        | LM      | 0 |
|               | BX-280  | 0 |

| Top - 881803 |   |  |
|--------------|---|--|
| CM - S01     | 0 |  |
| CM - S03     |   |  |

Sideboard

**881205**

**Sideboard 3D**



- 3 Doors
- 3 Removable Glass Shelves
- Foot in Metal always in LF and Brass Finish
- Handles Noir PX-001 or Brown PX-002.
- Top in Ceramic (optional)
- Without Inner Drawer (optional).

**W:76 1/2" H:33 7/8" D:19 5/8"**

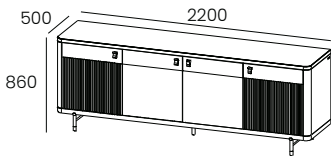
|     |       |     |             |
|-----|-------|-----|-------------|
| kg  | m3    | vol | eco         |
| 130 | 0,866 | 2   | 01017010300 |

| INFO SHEET    |         |   |
|---------------|---------|---|
| Case & Fronts | Slatted |   |
| BX/LM         | BX/LM   | 0 |
|               | BX-280  | 0 |
| BX-280        | LM      | 0 |
|               | BX-280  | 0 |

| Top - 881802 |   |  |
|--------------|---|--|
| CM - S01     | 0 |  |
| CM - S03     |   |  |

**881206**

**Sideboard 4D**



- 4 Doors
- 3 Removable Glass Shelves
- Foot in Metal always in LF and Brass Finish
- Handles Noir PX-001 or Brown PX-002
- Top in Ceramic (optional)
- Without Inner Drawer (optional).

**W:86 5/8" H:33 7/8" D:19 5/8"**

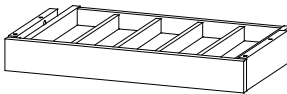
|     |       |     |             |
|-----|-------|-----|-------------|
| kg  | m3    | vol | eco         |
| 150 | 0,972 | 2   | 01017010310 |

| INFO SHEET    |         |   |
|---------------|---------|---|
| Case & Fronts | Slatted |   |
| BX/LM         | BX      | 0 |
|               | BX-280  | 0 |
| BX-280        | LM      | 0 |
|               | BX-280  | 0 |

| Top - 881803 |   |  |
|--------------|---|--|
| CM - S01     | 0 |  |
| CM - S03     |   |  |

**881290**

**Drawer with covered storage**



- Inner Drawer with Covered Storage
- Drawer for Sideboard 86 5/8"W
- This Drawer is only sold with a Sideboard.

|     |       |     |             |
|-----|-------|-----|-------------|
| kg  | m3    | vol | eco         |
| 6,5 | 0,082 | 1   | 01017010240 |

| INFO SHEET |   |  |
|------------|---|--|
| Front      |   |  |
| BX/LM      | 0 |  |
| BX-280     | 0 |  |

**881291**

**Drawer without covered storage**



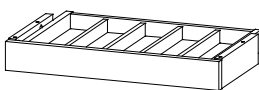
- Inner Drawer with Covered Storage
- Drawer for Sideboard 86 5/8"W
- This Drawer is only sold with a Sideboard.

|     |       |     |             |
|-----|-------|-----|-------------|
| kg  | m3    | vol | eco         |
| 5,5 | 0,082 | 1   | 01017010240 |

| INFO SHEET |   |  |
|------------|---|--|
| Front      |   |  |
| BX/LM      | 0 |  |
| BX-280     | 0 |  |

**881292**

**Drawer with covered storage**



- Inner Drawer with covered storage
- Drawer for Sideboard 55 1/8"W and 76 1/2"W
- This Drawer is only sold with a Sideboard.

|    |       |     |             |
|----|-------|-----|-------------|
| kg | m3    | vol | eco         |
| 4  | 0,040 | 1   | 01017010240 |

| INFO SHEET |   |  |
|------------|---|--|
| Front      |   |  |
| BX/LM      | 0 |  |
| BX-280     | 0 |  |

**881293**

**Drawer without covered storage**



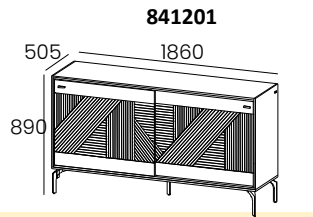
- Inner Drawer with covered storage
- Drawer for Sideboard 55 1/8"W and 76 1/2"W
- This Drawer is only sold with a Sideboard.

|    |       |     |             |
|----|-------|-----|-------------|
| kg | m3    | vol | eco         |
| 4  | 0,040 | 1   | 01017010240 |

| INFO SHEET |   |  |
|------------|---|--|
| Front      |   |  |
| BX/LM      | 0 |  |
| BX-280     | 0 |  |

# SANTANA

## Sideboard




**841201**

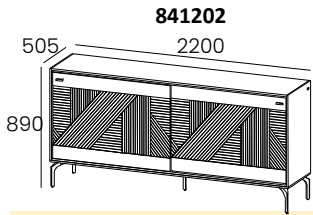
**Sideboard 2SD**

- 2 sliding Doors
- 2 Removable Glass Shelves
- Metal Foot and Handle always in LF Finish
- Without Inner Drawer (optional)
- Interior LEDs (optional)

**W:73 1/4" H:35" D:19 7/8"**

|    |       |     |             |
|----|-------|-----|-------------|
| kg | m3    | vol | eco         |
| 98 | 0,903 | 3   | 01017010290 |

| INFO SHEET     |   |  |
|----------------|---|--|
| Case + Fronts  |   | <br>Interior 841902 |
| BX /LM + BX/LM | 0 |  |
|                |   | 0  |




**841202**

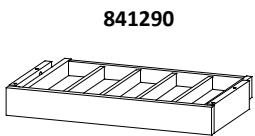
**Sideboard 2SD**

- 2 sliding Doors
- 2 Removable Glass Shelves
- Metal Foot and Handle always in LF Finish
- Without Inner Drawer (optional)
- Interior LEDs (optional)

**W:86 5/8" H:35" D:19 7/8"**

|     |       |     |             |
|-----|-------|-----|-------------|
| kg  | m3    | vol | eco         |
| 112 | 1,058 | 3   | 01017010300 |

| INFO SHEET     |   |  |
|----------------|---|--|
| Case + Fronts  |   | <br>Interior 841901 |
| BX /LM + BX/LM | 0 |  |
|                |   | 0  |



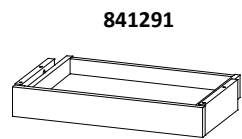
**841290**

**Drawer with covered storage**

- Inner Drawer with covered storage
- Drawer for Sideboard 86 5/8"W
- this Drawer is sold only with a Sideboard

|    |       |     |             |
|----|-------|-----|-------------|
| kg | m3    | vol | eco         |
| 7  | 0,060 | 1   | 01017010240 |

| INFO SHEET |  |
|------------|--|
| Front      |  |
| BX or LM   |  |
| 0          |  |



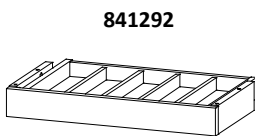
**841291**

**Drawer without covered storage**

- Inner Drawer without covered storage
- Drawer for Sideboard 86 5/8"W
- this Drawer is sold only with a Sideboard

|    |       |     |             |
|----|-------|-----|-------------|
| kg | m3    | vol | eco         |
| 7  | 0,060 | 1   | 01017010240 |

| INFO SHEET |  |
|------------|--|
| Front      |  |
| BX or LM   |  |
| 0          |  |



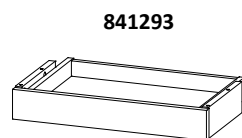
**841292**

**Drawer with covered storage**

- Inner Drawer with covered storage
- Drawer for Sideboard 73 1/4"W
- this Drawer is sold only with a Sideboard

|    |       |     |             |
|----|-------|-----|-------------|
| kg | m3    | vol | eco         |
| 7  | 0,050 | 1   | 01017010240 |

| INFO SHEET |  |
|------------|--|
| Front      |  |
| BX or LM   |  |
| 0          |  |



**841293**

**Drawer without covered storage**

- Inner Drawer without covered storage
- Drawer for Sideboard 73 1/4"W
- this Drawer is sold only with a Sideboard

|    |       |     |             |
|----|-------|-----|-------------|
| kg | m3    | vol | eco         |
| 6  | 0,050 | 1   | 01017010240 |

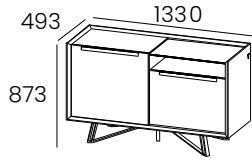
| INFO SHEET |  |
|------------|--|
| Front      |  |
| BX or LM   |  |
| 0          |  |

# TAIGA

## Sideboard

831201

Sideboard 2D + 1N




- Top in LM or BX Finish and Glass Niche Top
- 2 Doors and 1 Niche
- 2 Removable Glass Shelves
- Metal Foot and Handle always in LF Finish
- Without Inner Drawer (optional)
- Niche LEDs (optional)

W:52 3/8" H:34 3/8" D:19 1/2"

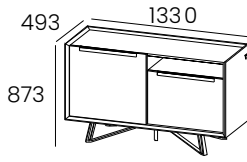
|     |     |     |             |
|-----|-----|-----|-------------|
| kg  | m3  | vol | eco         |
| 101 | 0,7 | 2   | 01017010300 |

### INFO SHEET

| Case | Fronts |   | <br>Niche<br>831902 |
|------|--------|---|--|
| LM   | BX/LM  | 0 |  |
|      | LB     | 0 |  |

831203

Sideboard 2D + 1N




- Top in LM or BX Finish
- 2 Doors and 1 Niche
- 2 Removable Glass Shelves
- Metal Foot and Handle always in LF Finish
- Without Inner Drawer (optional)
- Niche LEDs (optional)

W:52 3/8" H:34 3/8" D:19 1/2"

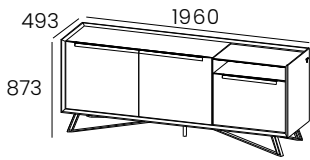
|    |     |     |             |
|----|-----|-----|-------------|
| kg | m3  | vol | eco         |
| 99 | 0,7 | 2   | 01017010290 |

### INFO SHEET

| Case | Fronts |   | <br>Niche<br>831902 |
|------|--------|---|--|
| LM   | BX/LM  | 0 |  |
|      | LB     | 0 |  |

831202

Sideboard 3D + 1N




- Top in LM or BX Finish and Glass Niche Top
- 3 Doors and 1 Niche
- 2 Removable Glass Shelves
- Metal Foot and Handle always in LF Finish
- Without Inner Drawer (optional)
- Niche LEDs (optional)

W:77 1/8" H:34 3/8" D:19 1/2"

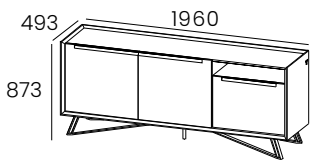
|     |       |     |             |
|-----|-------|-----|-------------|
| kg  | m3    | vol | eco         |
| 132 | 1,068 | 2   | 01017010300 |

### INFO SHEET

| Case | Fronts |   | <br>Niche<br>831903 |
|------|--------|---|--|
| LM   | BX/LM  | 0 |  |
|      | LB     | 0 |  |

831206

Sideboard 3D + 1N




- Top in LM or BX Finish
- 3 Doors and 1 Niche
- 2 Removable Glass Shelves
- Metal Foot and Handle always in LF Finish
- Without Inner Drawer (optional)
- Niche LEDs (optional)

W:77 1/8" H:34 3/8" D:19 1/2"

|     |       |     |             |
|-----|-------|-----|-------------|
| kg  | m3    | vol | eco         |
| 131 | 1,068 | 2   | 01017010300 |

### INFO SHEET

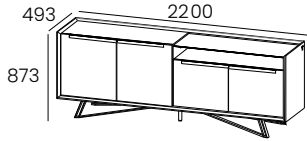
| Case | Fronts |   | <br>Niche<br>831903 |
|------|--------|---|--|
| LM   | BX/LM  | 0 |  |
|      | LB     | 0 |  |

# TAIGA

## Sideboard

**831204**

**Sideboard 4D + 1N**



- Top in LM or BX Finish and Glass Niche Top
- 4 Doors and 1 Niche
- 2 Removable Glass Shelves
- Metal Foot and Handle always in LF Finish
- Without Inner Drawer (optional)
- Niche LEDs (optional)

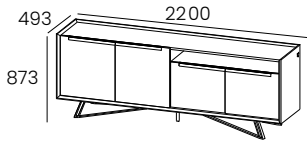
**W:86 5/8" H:34 3/8" D:19 1/2"**

|     |       |     |             |
|-----|-------|-----|-------------|
| kg  | m3    | vol | eco         |
| 143 | 1,167 | 2   | 01017010300 |

| INFO SHEET |        |   |                 |
|------------|--------|---|-----------------|
| Case       | Fronts |   | Niche<br>831901 |
| LM         | BX/LM  | 0 |                 |
|            | LB     | 0 |                 |

**831205**

**Sideboard 4D + 1N**



- Top in LM or BX Finish
- 4 Doors and 1 Niche
- 2 Removable Glass Shelves
- Metal Foot and Handle always in LF Finish
- Without Inner Drawer (optional)
- Niche LEDs (optional)

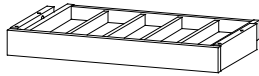
**W:86 5/8" H:34 3/8" D:19 1/2"**

|     |       |     |             |
|-----|-------|-----|-------------|
| kg  | m3    | vol | eco         |
| 141 | 1,167 | 2   | 01017010300 |

| INFO SHEET |        |   |                 |
|------------|--------|---|-----------------|
| Case       | Fronts |   | Niche<br>831901 |
| LM         | BX/LM  | 0 |                 |
|            | LB     | 0 |                 |

**831290**

**Drawer with covered storage**



- Inner Drawer with covered storage
- Drawer for Sideboard 86 5/8" W
- This Drawer is sold only with a Sideboard

|    |       |     |             |
|----|-------|-----|-------------|
| kg | m3    | vol | eco         |
| 7  | 0,063 | 1   | 01017010240 |

| INFO SHEET |  |
|------------|--|
| Front      |  |
| BX or LM   |  |
| 0          |  |

**831291**

**Drawer without covered storage**



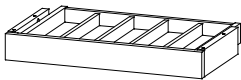
- Inner Drawer without covered storage
- Drawer for Sideboard 86 5/8" W
- this Drawer is sold only with a Sideboard

|    |       |     |             |
|----|-------|-----|-------------|
| kg | m3    | vol | eco         |
| 7  | 0,063 | 1   | 01017010240 |

| INFO SHEET |  |
|------------|--|
| Front      |  |
| BX or LM   |  |
| 0          |  |

**831292**

**Drawer with covered storage**



- Inner Drawer with covered storage
- Drawer for Sideboard 77 1/8"W and 52 3/8"W
- this Drawer is sold only with a Sideboard

|    |       |     |             |
|----|-------|-----|-------------|
| kg | m3    | vol | eco         |
| 5  | 0,038 | 1   | 01017010240 |

| INFO SHEET |  |
|------------|--|
| Front      |  |
| BX or LM   |  |
| 0          |  |

**831293**

**Drawer without covered storage**



- Inner Drawer without covered storage
- Drawer for Sideboard 77 1/8"W and 52 3/8"W
- this Drawer is sold only with a Sideboard

|    |       |     |             |
|----|-------|-----|-------------|
| kg | m3    | vol | eco         |
| 5  | 0,038 | 1   | 01017010240 |

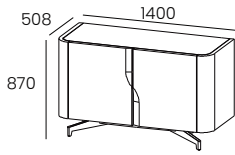
| INFO SHEET |  |
|------------|--|
| Front      |  |
| BX or LM   |  |
| 0          |  |

# WIND

## Sideboard

711203

Sideboard 2D



- 2 Doors
- 1 Removable Glass Shelf
- Foot and Handles always in LF Finish, except LF-018
- without Interior Drawer (available as add-on)
- you must Choose the Cabinet Top Finish, BX, LM, LF or CM

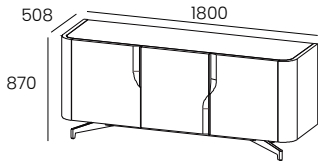
**W:55 1/8" H:34 1/4" D:20"**

| kg | m3    | vol | eco         |
|----|-------|-----|-------------|
| 81 | 0,654 | 3   | 01017010290 |

| INFO SHEET           |   |
|----------------------|---|
| Case + Fronts        |   |
| BX + BX              | 0 |
| LM + LM              | 0 |
| LB + LB              | 0 |
| LBM + LBM            | 0 |
| Cabinet Top - 711803 |   |
| BX                   | 0 |
| LM                   | 0 |
| LF                   | 0 |
| CM - S01             | 0 |
| CM - S03             |   |

711202

Sideboard 3D



- 3 Doors
- 2 Removable Glass Shelves
- Foot and Handles always in LF Finish, except LF-018
- without Interior Drawer (available as add-on)
- you must Choose the Finish of the Cabinet Top, BX, LM, LF or CM

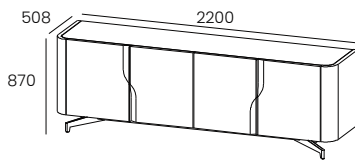
**W:70 7/8" H:34 1/4" D:20"**

| kg  | m3    | vol | eco         |
|-----|-------|-----|-------------|
| 101 | 0,839 | 3   | 01017010300 |

| INFO SHEET           |   |
|----------------------|---|
| Case + Fronts        |   |
| BX + BX              | 0 |
| LM + LM              | 0 |
| LB + LB              | 0 |
| LBM + LBM            | 0 |
| Cabinet Top - 711802 |   |
| BX                   | 0 |
| LM                   | 0 |
| LF                   | 0 |
| CM - S01             | 0 |
| CM - S03             |   |

711201

Sideboard 4D



- 4 Doors
- 2 Removable Glass Shelves
- Foot and Handles always in LF Finish, except LF-018
- without Interior Drawer (available as add-on)
- you must Choose the Finish of the Cabinet Top, BX, LM, LF or CM

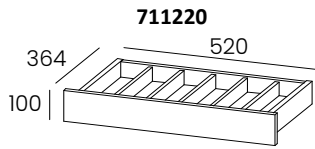
**W:86 5/8" H:34 1/4" D:20"**

| kg  | m3    | vol | eco         |
|-----|-------|-----|-------------|
| 119 | 1,024 | 3   | 01017010300 |

| INFO SHEET           |   |
|----------------------|---|
| Case + Fronts        |   |
| BX + BX              | 0 |
| LM + LM              | 0 |
| LB + LB              | 0 |
| LBM + LBM            | 0 |
| Cabinet Top - 711801 |   |
| BX                   | 0 |
| LM                   | 0 |
| LF                   | 0 |
| CM - S01             | 0 |
| CM - S03             |   |

# WIND

## Drawer



**711220**

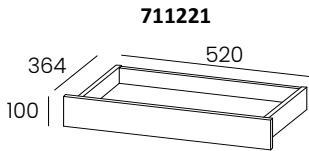
### Drawer with covered storage

**W:20 1/2" H:4" D:14 3/8"**

|    |       |     |             |
|----|-------|-----|-------------|
| kg | m3    | vol | eco         |
| 5  | 0,035 | 1   | 01017010230 |

- Interior Drawer with covered storage
- Sideboard Drawer 55 1/8"W
- the Drawer is always placed in the center
- this Drawer is only sold with a Sideboard

| INFO SHEET |
|------------|
| Front      |
| Melamine   |
| 0          |



**711221**

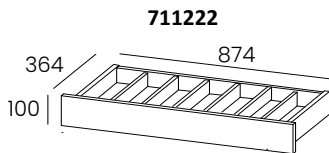
### Drawer without covered storage

**W:20 1/2" H:4" D:14 3/8"**

|    |       |     |             |
|----|-------|-----|-------------|
| kg | m3    | vol | eco         |
| 5  | 0,035 | 1   | 01017010230 |

- Interior Drawer without covered storage
- Sideboard Drawer 55 1/8"W
- the Drawer is always placed in the center
- this Drawer is only sold with a Sideboard

| INFO SHEET |
|------------|
| Front      |
| Melamine   |
| 0          |



**711222**

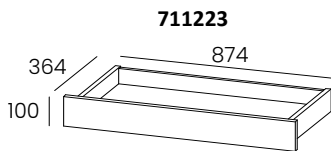
### Drawer with covered storage

**W:34 1/2" H:4" D:14 3/8"**

|    |       |     |             |
|----|-------|-----|-------------|
| kg | m3    | vol | eco         |
| 6  | 0,057 | 1   | 01017010240 |

- Interior Drawer with covered storage
- Drawer for Sideboard 70 7/8"W and 86 5/8"W
- the Drawer is always placed in the center
- this Drawer is only sold with a Sideboard

| INFO SHEET |
|------------|
| Front      |
| Melamine   |
| 0          |



**711223**

### Drawer without covered storage

**W:34 1/2" H:4" D:14 3/8"**

|    |       |     |             |
|----|-------|-----|-------------|
| kg | m3    | vol | eco         |
| 6  | 0,057 | 1   | 01017010240 |

- Interior Drawer without covered storage
- Drawer for Sideboard 70 7/8"W and 86 5/8"W
- the Drawer is always placed in the center
- this Drawer is only sold with a Sideboard

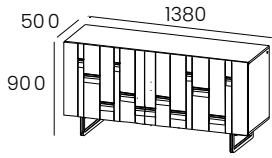
| INFO SHEET |
|------------|
| Front      |
| Melamine   |
| 0          |



# CARAT

## Sideboard

### 771203




**W:54 3/8" H:35 1/2" D:19 5/8"**

|    |      |     |             |
|----|------|-----|-------------|
| kg | m3   | vol | eco         |
| 73 | 0,69 | 3   | 01017010290 |

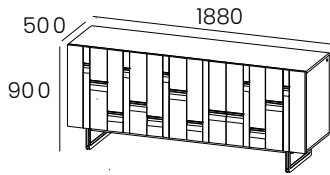
### Sideboard 2D

- 2 Doors
- 1 Removable Glass Shelf
- Handles always in LF Finish, except LF-018
- Feet always in LF Finish
- Front always in Lacquered Finish, LM or LB
- Front LEDs (optional)
- Choose between Foot P1 or P2

### INFO SHEET

| Case + Fronts |   | <br>Front<br>771903<br><br>0 |
|---------------|---|---|
| BX + LM       | 0 |   |
| BX + LB       | 0 |   |
| LM + LM       | 0 |   |
| LM + LB       | 0 |   |

### 771202




**W:74" H:35 1/2" D:19 5/8"**

|     |      |     |             |
|-----|------|-----|-------------|
| kg  | m3   | vol | eco         |
| 101 | 0,95 | 3   | 01017010300 |

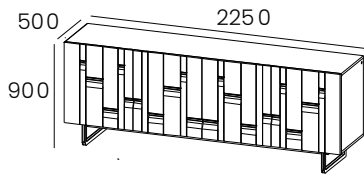
### Sideboard 3D

- 3 Doors
- 2 Removable Glass Shelves
- Handles always in LF Finish, except LF-018
- Feet always in LF Finish
- Front always in Lacquered Finish, LM or LB
- Front LEDs (optional)
- Choose between Foot P1 or P2

### INFO SHEET

| Case + Fronts |   | <br>Front<br>771902<br><br>0 |
|---------------|---|---|
| BX + LM       | 0 |   |
| BX + LB       | 0 |   |
| LM + LM       | 0 |   |
| LM + LB       | 0 |   |

### 771201




**W:88 5/8" H:35 1/2" D:19 5/8"**

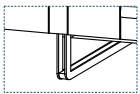
|     |      |     |             |
|-----|------|-----|-------------|
| kg  | m3   | vol | eco         |
| 114 | 1,21 | 3   | 01017010300 |

### Sideboard 4D

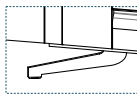
- 4 Doors
- 2 Removable Glass Shelves
- Handles always in LF Finish, except LF-018
- Feet always in LF Finish
- Front always in Lacquered Finish, LM or LB
- Front LEDs (optional)
- Choose between Foot P1 or P2

### INFO SHEET

| Case + Fronts |   | <br>Front<br>771901<br><br>0 |
|---------------|---|---|
| BX + LM       | 0 |   |
| BX + LB       | 0 |   |
| LM + LM       | 0 |   |
| LM + LB       | 0 |   |



P1

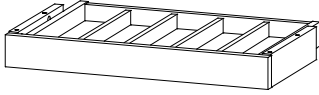


P2

# CARAT

## Drawer

**771212**



|    |       |     |             |
|----|-------|-----|-------------|
| kg | m3    | vol | eco         |
| 6  | 0,042 | 1   | 01017010240 |

**Drawer with covered storage**

- Interior Drawer with covered storage
- Drawer for Sideboards 74"W and 54 3/8"W
- this Drawer is sold only with a Sideboard

**INFO SHEET**

**Front**

Melamine

0

**771213**



|    |       |     |             |
|----|-------|-----|-------------|
| kg | m3    | vol | eco         |
| 6  | 0,042 | 1   | 01017010240 |

**Drawer without covered storage**

- Interior Drawer without covered storage
- Drawer for Sideboards 74"W and 54 3/8"W
- this Drawer is sold only with a Sideboard

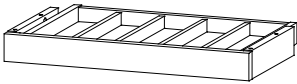
**INFO SHEET**

**Front**

Melamine

0

**771210**



|    |       |     |             |
|----|-------|-----|-------------|
| kg | m3    | vol | eco         |
| 6  | 0,042 | 1   | 01017010240 |

**Drawer with covered storage**

- Interior Drawer with covered storage
- Drawer for Sideboard 88 5/8"W
- this Drawer is sold only with a Sideboard

**INFO SHEET**

**Front**

Melamine

0

**771211**



|    |       |     |             |
|----|-------|-----|-------------|
| kg | m3    | vol | eco         |
| 6  | 0,042 | 1   | 01017010240 |

**Drawer without covered storage**

- Interior Drawer without covered storage
- Drawer for Sideboard 88 5/8"W
- this Drawer is sold only with a Sideboard

**INFO SHEET**

**Front**

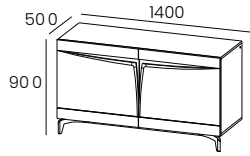
Melamine

0

# IRIS

## Sideboard

621201




Sideboard 2D

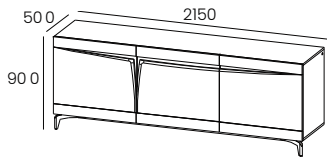
- 2 Doors
- 1 Removable Glass Shelf
- Foot and Motif in Metal always in LF Finish
- without Interior Drawer (available as add-on)
- Back LEDs (optional)

**W:55 1/8" H:35 1/2" D:19 5/8"**

|    |       |     |             |
|----|-------|-----|-------------|
| kg | m3    | vol | eco         |
| 82 | 0,916 | 3   | 01017010290 |

| INFO SHEET |        |   |   |
|------------|--------|---|---|
| Case       | Fronts |   | <br>Back<br>621903 |
| BX/LM      | LM     | 0 |   |
|            | LB     | 0 |   |

621202




Sideboard 3D

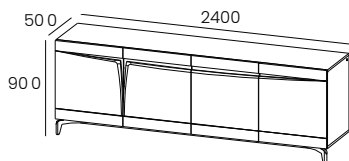
- 3 Doors
- 2 Removable Glass Shelves
- Foot and Motif in Metal always in LF Finish
- without Interior Drawer (available as add-on)
- Back LEDs (optional)

**W:84 5/8" H:35 1/2" D:19 5/8"**

|     |       |     |             |
|-----|-------|-----|-------------|
| kg  | m3    | vol | eco         |
| 121 | 1,294 | 3   | 01017010300 |

| INFO SHEET |        |   |   |
|------------|--------|---|---|
| Case       | Fronts |   | <br>Back<br>621901 |
| BX/LM      | LM     | 0 |   |
|            | LB     | 0 |   |

621203




Sideboard 4D

- 4 Doors
- 2 Removable Glass Shelves
- Foot and Motif in Metal always in LF Finish
- without Interior Drawer (available as add-on)
- Back LEDs (optional)

**W:94 1/2" H:35 1/2" D:19 5/8"**

|     |       |     |             |
|-----|-------|-----|-------------|
| kg  | m3    | vol | eco         |
| 130 | 1,381 | 3   | 01017010300 |

| INFO SHEET |        |   |   |
|------------|--------|---|---|
| Case       | Fronts |   | <br>Back<br>621902 |
| BX/LM      | LM     | 0 |   |
|            | LB     | 0 |   |

## Drawer

**621290**



|    |       |     |             |
|----|-------|-----|-------------|
| kg | m3    | vol | eco         |
| 5  | 0,017 | 1   | 01017010240 |

### Drawer without covered storage

- Interior Drawer without covered storage
- Drawer for Sideboard 55 1/8"W and 84 5/8"W
- this Drawer is only sold with a Sideboard

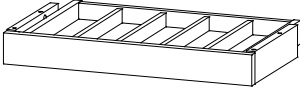
### INFO SHEET

Front

Melamine

0

**621291**



|    |       |     |             |
|----|-------|-----|-------------|
| kg | m3    | vol | eco         |
| 5  | 0,017 | 1   | 01017010240 |

### Drawer with covered storage

- Interior Drawer with covered storage
- Drawer for Sideboard 55 1/8"W and 84 5/8"W
- this Drawer is only sold with a Sideboard

### INFO SHEET

Front

Melamine

0

**621293**



|    |       |     |             |
|----|-------|-----|-------------|
| kg | m3    | vol | eco         |
| 6  | 0,024 | 1   | 01017010240 |

### Drawer without covered storage

- Interior Drawer without covered storage
- Drawer for Sideboard 94 1/2"W
- this Drawer is only sold with a Sideboard

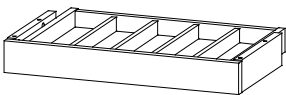
### INFO SHEET

Front

Melamine

0

**621294**



|    |       |     |             |
|----|-------|-----|-------------|
| kg | m3    | vol | eco         |
| 6  | 0,024 | 1   | 01017010240 |

### Drawer with covered storage

- Interior Drawer with covered storage
- Drawer for Sideboard 94 1/2"W
- this Drawer is only sold with a Sideboard

### INFO SHEET

Front

Melamine

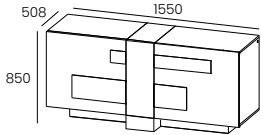
0

# BRISTOL

## Sideboard

801205

Sideboard 2D+1D



- 2 Doors and 1 Door
- 3 Removable Glass Shelves
- TA Finish only available on front Door Front and base vertical
- lighting base and Interior Small Door (optional)
- without Interior Drawer (available as add-on)
- Plinth in LF Finish

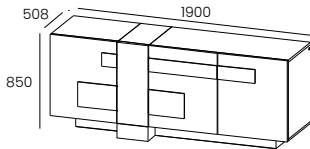
**W:61" H:33 1/2" D:20"**

|    |       |     |             |
|----|-------|-----|-------------|
| kg | m3    | vol | eco         |
| 90 | 0,803 | 1   | 01017010290 |

| INFO SHEET |        |                                       |   |                          |
|------------|--------|---------------------------------------|---|--------------------------|
| Case       | Fronts | Front Horizontal Accents & Top Accent |   | <br>Baseboard 801903     |
| BX/LM      | BX/LM  | BX/LM                                 | 0 |                          |
|            |        | LB                                    | 0 |                          |
| LB         | LB     | BX/LM                                 | 0 | Interior Small Door<br>0 |
|            |        | LB                                    | 0 |                          |

801202

Sideboard 3D+1D



- 3 Doors and 1 Door
- 3 Removable Glass Shelves
- TA Finish only available on front Door Front and base vertical
- lighting base and Interior Small Door (optional)
- Plinth in LF Finish
- without Interior Drawer (available as add-on)

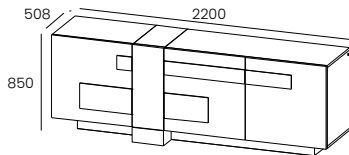
**W:74 7/8" H:33 1/2" D:20"**

|     |       |     |             |
|-----|-------|-----|-------------|
| kg  | m3    | vol | eco         |
| 118 | 1,013 | 1   | 01017010300 |

| INFO SHEET |        |                                       |   |                          |
|------------|--------|---------------------------------------|---|--------------------------|
| Case       | Fronts | Front Horizontal Accents & Top Accent |   | <br>Baseboard 801902     |
| BX/LM      | BX/LM  | BX/LM                                 | 0 |                          |
|            |        | LB                                    | 0 |                          |
| LB         | LB     | BX/LM                                 | 0 | Interior Small Door<br>0 |
|            |        | LB                                    | 0 |                          |

801201

Sideboard 3D+1D



- 3 Doors or 1 Door
- 3 Removable Glass Shelves
- TA Finish only available on front Door Front and base vertical
- lighting base and Interior Small Door (optional)
- Plinth in LF Finish
- without Interior Drawer (available as add-on)

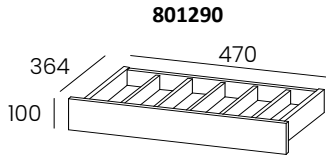
**W:86 5/8" H:33 1/2" D:20"**

|     |       |     |             |
|-----|-------|-----|-------------|
| kg  | m3    | vol | eco         |
| 133 | 1,168 | 1   | 01017010300 |

| INFO SHEET |        |                                       |   |                          |
|------------|--------|---------------------------------------|---|--------------------------|
| Case       | Fronts | Front Horizontal Accents & Top Accent |   | <br>Baseboard 801901     |
| BX/LM      | BX/LM  | BX/LM                                 | 0 |                          |
|            |        | LB                                    | 0 |                          |
| LB         | LB     | BX/LM                                 | 0 | Interior Small Door<br>0 |
|            |        | LB                                    | 0 |                          |

# BRISTOL

## Drawer



**801290**

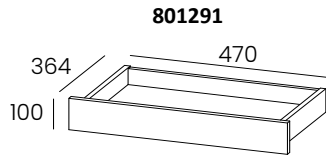
**Interior Drawer with covered storage**

**W:18 1/2" H:4" D:14 3/8"**

- Interior Drawer with covered storage
- Drawer of Sideboard 74 7/8"W
- this Drawer is sold only with the Sideboard

|    |       |     |             |
|----|-------|-----|-------------|
| kg | m3    | vol | eco         |
| 5  | 0,036 | 1   | 01017010240 |

| INFO SHEET |
|------------|
| Front      |
| Melamine   |
| 0          |



**801291**

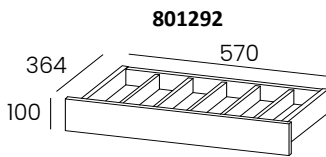
**Interior Drawer without covered storage**

**W:18 1/2" H:4" D:14 3/8"**

- Interior Drawer without covered storage
- Drawer of Sideboard 74 7/8"W
- this Drawer is sold only with the Sideboard

|    |       |     |             |
|----|-------|-----|-------------|
| kg | m3    | vol | eco         |
| 5  | 0,036 | 1   | 01017010240 |

| INFO SHEET |
|------------|
| Front      |
| Melamine   |
| 0          |



**801292**

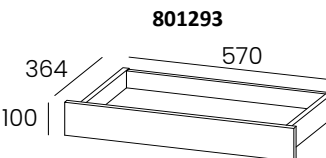
**Interior Drawer with covered storage**

**W:22 1/2" H:4" D:14 3/8"**

- Interior Drawer with covered storage
- Drawer of Sideboard 61"W or 86 5/8"W
- this Drawer is sold only with the Sideboard

|    |       |     |             |
|----|-------|-----|-------------|
| kg | m3    | vol | eco         |
| 6  | 0,042 | 1   | 01017010240 |

| INFO SHEET |
|------------|
| Front      |
| Melamine   |
| 0          |



**801293**

**Interior Drawer without covered storage**

**W:22 1/2" H:4" D:14 3/8"**

- Interior Drawer without covered storage
- Drawer of Sideboard 61"W or 86 5/8"W
- this Drawer is sold only with the Sideboard

|    |       |     |             |
|----|-------|-----|-------------|
| kg | m3    | vol | eco         |
| 6  | 0,042 | 1   | 01017010240 |

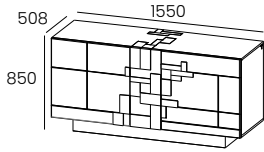
| INFO SHEET |
|------------|
| Front      |
| Melamine   |
| 0          |

# WEMBLEY

## Sideboard

851205


Sideboard 2D+1D



- 2 Doors and 1 Door
- 3 Removable Glass Shelves
- Front Accents always in BX or TA-278 Finish
- LEDs in Baseboard and Interior Small Door (optional)
- without inner Drawer(optional)

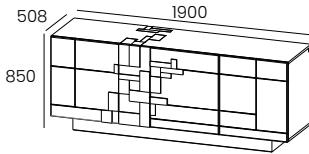
**W:61" H:33 1/2" D:20"**

|    |       |     |             |
|----|-------|-----|-------------|
| kg | m3    | vol | eco         |
| 87 | 0,792 | 1   | 01017010290 |

| INFO SHEET    |   |   |
|---------------|---|---|
| Case + Fronts |   | <br>Baseboard<br>851903<br>0 |
| BX/LM + LM    | 0 |   |
| BX/LM + LB    | 0 | Small Door<br>851904<br>0   |

851202


Sideboard 3D+1D



- 3 Doors and 1 Door
- 3 Removable Glass Shelves
- Front Accents always in BX or TA-278 Finish
- LEDs in Baseboard and Interior Small Door (optional)
- Without Inner Drawer(optional)

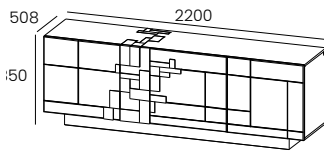
**W:74 7/8" H:33 1/2" D:20"**

|     |       |     |             |
|-----|-------|-----|-------------|
| kg  | m3    | vol | eco         |
| 114 | 0,965 | 1   | 01017010300 |

| INFO SHEET    |   |   |
|---------------|---|---|
| Case + Fronts |   | <br>Baseboard<br>851902<br>0 |
| BX/LM + LM    | 0 |   |
| BX/LM + LB    | 0 | Small Door<br>851904<br>0   |

851201


Sideboard 3D+1D



- 3 Doors and 1 Door
- 3 Removable Glass Shelves
- Front Accents always in BX or TA-278 Finish
- LEDs in Baseboard and Interior Small Door (optional)
- without inner Drawer(optional)

**W:86 5/8" H:33 1/2" D:20"**

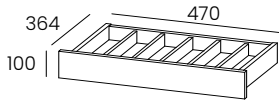
|     |       |     |             |
|-----|-------|-----|-------------|
| kg  | m3    | vol | eco         |
| 129 | 0,965 | 1   | 01017010300 |

| INFO SHEET    |   |   |
|---------------|---|---|
| Case + Fronts |   | <br>Baseboard<br>851901<br>0 |
| BX/LM + LM    | 0 |   |
| BX/LM + LB    | 0 | Small Door<br>851904<br>0   |

# WEMBLEY

## Drawer

**851290**



**Drawer with covered storage**

- inner Drawer with covered storage
- for Sideboard 74 7/8"W
- this Drawer is sold only with a Sideboard

**W:18 1/2" H:4" D:14 3/8"**

|    |       |     |             |
|----|-------|-----|-------------|
| kg | m3    | vol | eco         |
| 5  | 0,043 | 1   | 01017010300 |

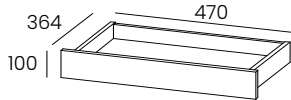
**INFO SHEET**

**Front**

Melamine

0

**851291**



**Drawer without covered storage**

- inner Drawer without covered storage
- for Sideboard 74 7/8"W
- this Drawer is sold only with a Sideboard

**W:18 1/2" H:4" D:14 3/8"**

|    |       |     |             |
|----|-------|-----|-------------|
| kg | m3    | vol | eco         |
| 5  | 0,043 | 1   | 01017010300 |

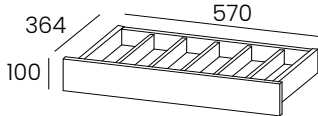
**INFO SHEET**

**Front**

Melamine

0

**851292**



**Drawer with covered storage**

- inner Drawer with covered storage
- for Sideboard 61"W and 86 5/8"W
- this Drawer is sold only with a Sideboard

**W:22 1/2" H:4" D:14 3/8"**

|    |       |     |             |
|----|-------|-----|-------------|
| kg | m3    | vol | eco         |
| 6  | 0,051 | 1   | 01017010300 |

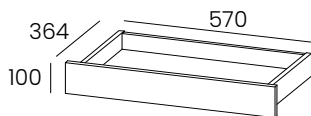
**INFO SHEET**

**Front**

Melamine

0

**851293**



**Drawer without covered storage**

- inner Drawer without covered storage
- for Sideboard 61"W and 86 5/8"W
- this Drawer is sold only with a Sideboard

**W:22 1/2" H:4" D:14 3/8"**

|    |       |     |             |
|----|-------|-----|-------------|
| kg | m3    | vol | eco         |
| 6  | 0,051 | 1   | 01017010300 |

**INFO SHEET**

**Front**

Melamine

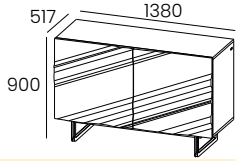
0



# MIRAGE

## Sideboard

861203



**W:54 3/8" H:35 1/2" D:20 3/8"**

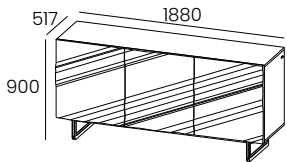
|    |      |     |             |
|----|------|-----|-------------|
| kg | m3   | vol | eco         |
| 85 | 0,76 | 2   | 01017010290 |

Sideboard 2D

- 2 Doors
- 1 Removable Glass Shelf
- Feet always in LF Finish
- Fronts always in Lacquer Finish, LM or LB

| INFO SHEET    |   |
|---------------|---|
| Case + Fronts |   |
| BX + LM       | 0 |
| BX + LB       | 0 |
| LM + LM       | 0 |
| LM + LB       | 0 |

861202



**W:74" H:35 1/2" D:20 3/8"**

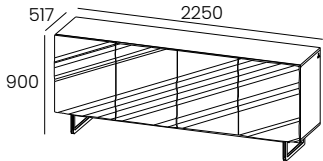
|     |       |     |             |
|-----|-------|-----|-------------|
| kg  | m3    | vol | eco         |
| 105 | 1,038 | 2   | 01017010300 |

Sideboard 3D

- 3 Doors
- 2 Removable Glass Shelves
- Feet always in LF Finish
- Fronts always in Lacquer Finish, LM or LB

| INFO SHEET    |   |
|---------------|---|
| Case + Fronts |   |
| BX + LM       | 0 |
| BX + LB       | 0 |
| LM + LM       | 0 |
| LM + LB       | 0 |

861201



**W:88 5/8" H:35 1/2" D:20 3/8"**

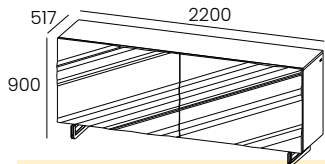
|     |       |     |             |
|-----|-------|-----|-------------|
| kg  | m3    | vol | eco         |
| 118 | 1,244 | 2   | 01017010300 |

Sideboard 4D

- 4 Doors
- 2 Removable Glass Shelves
- Feet always in LF Finish
- Fronts always in Lacquer Finish, LM or LB

| INFO SHEET    |   |
|---------------|---|
| Case + Fronts |   |
| BX + LM       | 0 |
| BX + LB       | 0 |
| LM + LM       | 0 |
| LM + LB       | 0 |

861204




**W:86 5/8" H:35 1/2" D:20 3/8"**

|     |       |     |             |
|-----|-------|-----|-------------|
| kg  | m3    | vol | eco         |
| 132 | 1,223 | 2   | 01017010300 |

Sideboard 2CD

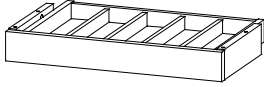
- 2 Coplanar Doors
- 2 Removable Glass Shelves
- Feet always in LF Finish
- Fronts always in Lacquer Finish, LM or LB
- Interior LEDs (optional)

| INFO SHEET    |   |   |
|---------------|---|---|
| Case + Fronts |   | <br>Interior LEDs<br>861901<br><br>0 |
| BX + LM       | 0 |   |
| BX + LB       | 0 |   |
| LM + LM       | 0 |   |
| LM + LB       | 0 |   |

# MIRAGE

## Drawer

**861212**



kg m3 vol eco  
5 0,041 1 01017010240

**Drawer with covered storage**

- Interior Drawer with covered storage
- Drawer for Sideboard 74"W and 54 3/8"W
- this Drawer is only sold with a Sideboard

| INFO SHEET |
|------------|
| Front      |
| Melamine   |
| 0          |

**861213**



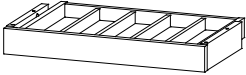
kg m3 vol eco  
5 0,041 1 01017010240

**Drawer without covered storage**

- Interior Drawer without covered storage
- Drawer for Sideboard 74"W and 54 3/8"W
- this Drawer is only sold with a Sideboard

| INFO SHEET |
|------------|
| Front      |
| Melamine   |
| 0          |

**861210**



kg m3 vol eco  
8 0,066 1 01017010240

**Drawer with covered storage**

- Interior Drawer with covered storage
- Drawer for Sideboard 88 5/8"W
- this Drawer is only sold with a Sideboard

| INFO SHEET |
|------------|
| Front      |
| Melamine   |
| 0          |

**861211**



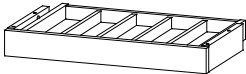
kg m3 vol eco  
7 0,066 1 01017010240

**Drawer without covered storage**

- Interior Drawer without covered storage
- Drawer for Sideboard 88 5/8"W
- this Drawer is only sold with a Sideboard

| INFO SHEET |
|------------|
| Front      |
| Melamine   |
| 0          |

**861214**



kg m3 vol eco  
8 0,066 1 01017010240

**Drawer with covered storage**

- Interior Drawer with covered storage
- Drawer for Sideboard 86 5/8"W
- this Drawer is only sold with a Sideboard

| INFO SHEET |
|------------|
| Front      |
| Melamine   |
| 0          |

**861215**



kg m3 vol eco  
7 0,066 1 01017010240

**Drawer without covered storage**

- Interior Drawer without covered storage
- Drawer for Sideboard 86 5/8"W
- this Drawer is only sold with a Sideboard

| INFO SHEET |
|------------|
| Front      |
| Melamine   |
| 0          |

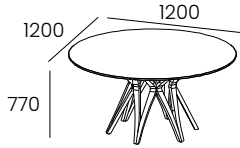
# DINING TABLES

# NEWTOWN

## Fixed Dining Table

**811228**

**Fixed Glass Top Dining Table**



- Top in Wood or Glass of 5/8"
- Foot always in BX or BX-280 Finishes

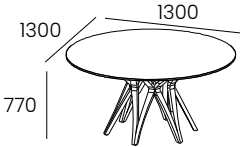
**DIA:47 1/4" H:30 3/8"**

| kg     | m3    | vol | eco            |
|--------|-------|-----|----------------|
| BX 104 |       |     | BX 01019010300 |
| VR 127 | 1.090 | 2   | VR 01019070300 |

| INFO SHEET     |      |        |
|----------------|------|--------|
| Table Top      | Foot |        |
|                | BX   | BX-280 |
| BX             | 0    | 0      |
| VR TRANSP      | 0    | 0      |
| VR GRIS/Bronze | 0    | 0      |

**811229**

**Fixed Glass Top Dining Table**



- Top in Wood or Glass of 5/8"
- Foot always in BX or BX-280 Finishes

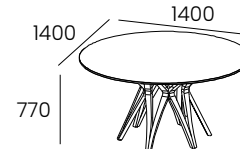
**DIA:51 1/4" H:30 3/8"**

| kg     | m3    | vol | eco            |
|--------|-------|-----|----------------|
| BX 113 |       |     | BX 01019010300 |
| VR 139 | 1.151 | 2   | VR 01019070300 |

| INFO SHEET     |      |        |
|----------------|------|--------|
| Table Top      | Foot |        |
|                | BX   | BX-280 |
| BX             | 0    | 0      |
| VR TRANSP      | 0    | 0      |
| VR GRIS/Bronze | 0    | 0      |

**811230**

**Fixed Glass Top Dining Table**



- Top in Glass of 5/8"
- Foot always in BX or BX-280 Finishes

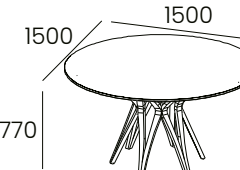
**DIA:55 1/8" H:30 3/8"**

| kg     | m3    | vol | eco            |
|--------|-------|-----|----------------|
| BX 122 |       |     | BX 01019010300 |
| VR 152 | 1.217 | 2   | VR 01019070310 |

| INFO SHEET     |      |        |
|----------------|------|--------|
| Table Top      | Foot |        |
|                | BX   | BX-280 |
| BX             | -    | -      |
| VR TRANSP      | 0    | 0      |
| VR GRIS/Bronze | 0    | 0      |

**811244**

**Fixed Glass Top Dining Table**



- Top in Glass of 5/8"
- Foot always in BX or BX-280 Finishes

**DIA:59" H:30 3/8"**

| kg     | m3    | vol | eco            |
|--------|-------|-----|----------------|
| BX 122 |       |     | BX 01019010300 |
| VR 152 | 1.217 | 2   | VR 01019070310 |

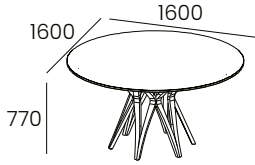
| INFO SHEET     |      |        |
|----------------|------|--------|
| Table Top      | Foot |        |
|                | BX   | BX-280 |
| BX             | -    | -      |
| VR TRANSP      | 0    | 0      |
| VR GRIS/Bronze | 0    | 0      |

# NEWTOWN

## Fixed Dining Table

881245

Fixed Glass Top Dining Table



- Top in Glass of 5/8"
- Foot always in BX or BX-280 Finishes

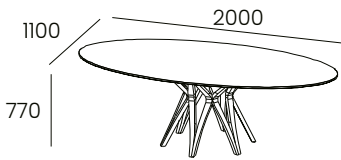
**DIA:63" H:30 3/8"**

| kg     | m3    | vol | eco            |
|--------|-------|-----|----------------|
| BX 122 |       |     | BX 01019010300 |
| VR 152 | 1.217 | 2   | VR 01019070310 |

| INFO SHEET     |      |        |
|----------------|------|--------|
| Table Top      | Foot |        |
|                | BX   | BX-280 |
| BX             | —    | —      |
| VR TRANSP      | 0    | 0      |
| VR GRIS/Bronze | 0    | 0      |

811231

Fixed Glass Top Dining Table



- Top in Glass of 5/8"
- Foot always in BX or BX-280 Finishes

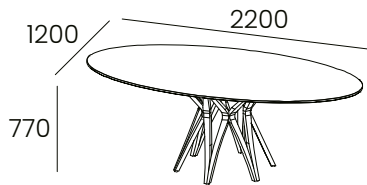
**W:78 3/4" H:30 3/8" D:43 3/8"**

| kg  | m3    | vol | eco         |
|-----|-------|-----|-------------|
| 166 | 1,277 | 2   | 01019070310 |

| INFO SHEET     |      |        |
|----------------|------|--------|
| Table Top      | Foot |        |
|                | BX   | BX-280 |
| BX             | —    | —      |
| VR TRANSP      | 0    | 0      |
| VR GRIS/Bronze | 0    | 0      |

811246

Fixed Glass Top Dining Table



- Top in Glass of 5/8"
- Foot always in BX or BX-280 Finishes

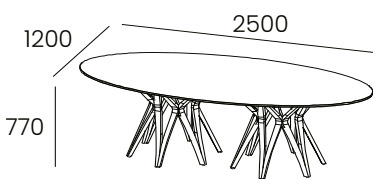
**W:86 5/8" H:30 3/8" D:47 1/4"**

| kg  | m3    | vol | eco         |
|-----|-------|-----|-------------|
| 166 | 1,277 | 2   | 01019070310 |

| INFO SHEET     |      |        |
|----------------|------|--------|
| Table Top      | Foot |        |
|                | BX   | BX-280 |
| BX             | —    | —      |
| VR TRANSP      | 0    | 0      |
| VR GRIS/Bronze | 0    | 0      |

811247

Fixed Glass Top Dining Table



- Top in Glass of 5/8"
- Foot always in BX or BX-280 Finishes

**W:98 1/2" H:30 3/8" D:47 1/4"**

| kg  | m3    | vol | eco         |
|-----|-------|-----|-------------|
| 166 | 1,277 | 2   | 01019070310 |

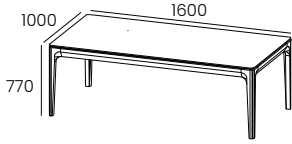
| INFO SHEET     |      |        |
|----------------|------|--------|
| Table Top      | Foot |        |
|                | BX   | BX-280 |
| BX             | —    | —      |
| VR TRANSP      | 0    | 0      |
| VR GRIS/Bronze | 0    | 0      |

# NEWPORT

## Fixed Dining Table

811232

### Fixed Top Dining Table



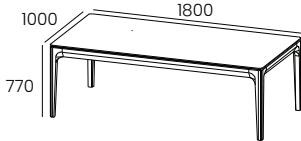
- Top in Wood or Ceramic
- Foot always in BX and/or LF Finish, with the exception of LF-018 Finish

W:63" H:30 3/8" D:39 3/8"

| INFO SHEET |           |        |        |        |
|------------|-----------|--------|--------|--------|
| Foot       | Table Top |        |        |        |
|            | BX        | CM-S01 | CM-S03 | CM-S05 |
| BX/LF      | 0         | 0      | 0      | 0      |
| BX-280     | 0         | 0      | 0      | 0      |

811233

### Fixed Top Dining Table



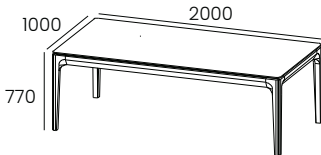
- Top in Wood or Ceramic
- Foot always in BX and/or LF Finish, with the exception of LF-018 Finish

W:70 7/8" H:30 3/8" D:39 3/8"

| INFO SHEET |           |        |        |        |
|------------|-----------|--------|--------|--------|
| Foot       | Table Top |        |        |        |
|            | BX        | CM-S01 | CM-S03 | CM-S05 |
| BX/LF      | 0         | 0      | 0      | 0      |
| BX-280     | 0         | 0      | 0      | 0      |

811234

### Fixed Top Dining Table



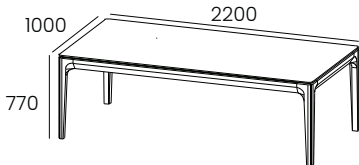
- Top in Wood or Ceramic
- Foot always in BX and/or LF Finish, with the exception of LF-018 Finish

W:78 3/4" H:30 3/8" D:39 3/8"

| INFO SHEET |           |        |        |        |
|------------|-----------|--------|--------|--------|
| Foot       | Table Top |        |        |        |
|            | BX        | CM-S01 | CM-S03 | CM-S05 |
| BX/LF      | 0         | 0      | 0      | 0      |
| BX-280     | 0         | 0      | 0      | 0      |

811235

### Fixed Top Dining Table



- Top in Wood or Ceramic
- Foot always in BX and/or LF Finish, with the exception of LF-018 Finish

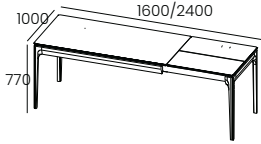
W:86 5/8" H:30 3/8" D:39 3/8"

| INFO SHEET |           |        |        |        |
|------------|-----------|--------|--------|--------|
| Foot       | Table Top |        |        |        |
|            | BX        | CM-S01 | CM-S03 | CM-S05 |
| BX/LF      | 0         | 0      | 0      | 0      |
| BX-280     | 0         | 0      | 0      | 0      |

# NEWPORT

## Extension Dining Table

**811236**



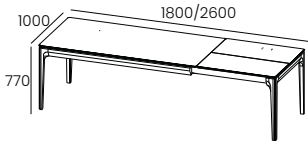
**W:63" H:30 3/8" D:39 3/8"**

### Extension Top Dining Table

- Top in Wood or Ceramic
- 1 End Extension 31 1/2"W
- When the Table Top is made of Ceramic, the extension is always made of Ceramic
- Foot always in BX and/or LF Finish, with the exception of LF-018 Finish

| INFO SHEET |           |        |        |        |
|------------|-----------|--------|--------|--------|
| Foot       | Table Top |        |        |        |
|            | BX        | CM-S01 | CM-S03 | CM-S05 |
| BX/LF      | 0         | 0      | 0      | 0      |
| BX-280     | 0         | 0      | 0      | 0      |

**811237**



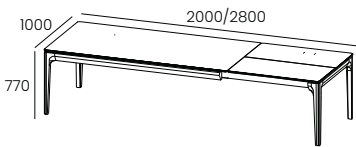
**W:70 7/8" H:30 3/8" D:39 3/8"**

### Extension Top Dining Table

- Top in Wood or Ceramic
- 1 End Extension 31 1/2"W
- When the Table Top is made of Ceramic, the extension is always made of Ceramic
- Foot always in BX and/or LF Finish, with the exception of LF-018 Finish

| INFO SHEET |           |        |        |        |
|------------|-----------|--------|--------|--------|
| Foot       | Table Top |        |        |        |
|            | BX        | CM-S01 | CM-S03 | CM-S05 |
| BX/LF      | 0         | 0      | 0      | 0      |
| BX-280     | 0         | 0      | 0      | 0      |

**811238**



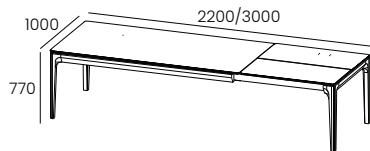
**W:78 3/4" H:30 3/8" D:39 3/8"**

### Extension Top Dining Table

- Top in Wood or Ceramic
- 1 End Extension 31 1/2"W
- When the Table Top is made of Ceramic, the extension is always made of Ceramic
- Foot always in BX and/or LF Finish, with the exception of LF-018 Finish

| INFO SHEET |           |        |        |        |
|------------|-----------|--------|--------|--------|
| Foot       | Table Top |        |        |        |
|            | BX        | CM-S01 | CM-S03 | CM-S05 |
| BX/LF      | 0         | 0      | 0      | 0      |
| BX-280     | 0         | 0      | 0      | 0      |

**811239**



**W:86 5/8" H:30 3/8" D:39 3/8"**

### Extension Top Dining Table

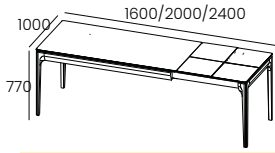
- Top in Wood or Ceramic
- 1 End Extension 31 1/2"W
- When the Table Top is made of Ceramic, the extension is always made of Ceramic
- Foot always in BX and/or LF Finish, with the exception of LF-018 Finish

| INFO SHEET |           |        |        |        |
|------------|-----------|--------|--------|--------|
| Foot       | Table Top |        |        |        |
|            | BX        | CM-S01 | CM-S03 | CM-S05 |
| BX/LF      | 0         | 0      | 0      | 0      |
| BX-280     | 0         | 0      | 0      | 0      |

# NEWPORT

## Extension Dining Table

**811240**



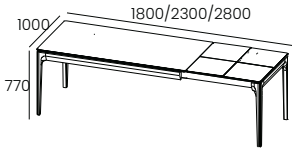
**W:63" H:30 3/8" D:39 3/8"**

### Extension Top Dining Table

- Top in Wood or Ceramic
- 2 End Extensions 15 3/4"W
- When the Table Top is made of Ceramic, the extension is always made of Ceramic
- Foot always in BX and/or LF Finish, with the exception of LF-018 Finish

| INFO SHEET |           |        |        |        |
|------------|-----------|--------|--------|--------|
| Foot       | Table Top |        |        |        |
|            | BX        | CM-S01 | CM-S03 | CM-S05 |
| BX/LF      | 0         | 0      | 0      | 0      |
| BX-280     | 0         | 0      | 0      | 0      |

**811241**



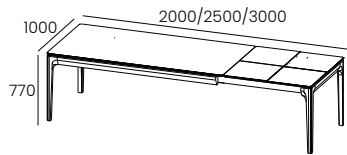
**W:70 7/8" H:30 3/8" D:39 3/8"**

### Extension Top Dining Table

- Top in Wood or Ceramic
- 2 End Extensions 19 5/8"W
- When the Table Top is made of Ceramic, the extension is always made of Ceramic
- Foot always in BX and/or LF Finish, with the exception of LF-018 Finish

| INFO SHEET |           |        |        |        |
|------------|-----------|--------|--------|--------|
| Foot       | Table Top |        |        |        |
|            | BX        | CM-S01 | CM-S03 | CM-S05 |
| BX/LF      | 0         | 0      | 0      | 0      |
| BX-280     | 0         | 0      | 0      | 0      |

**811242**



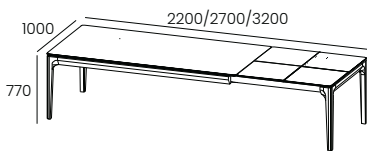
**W:78 3/4" H:30 3/8" D:39 3/8"**

### Extension Top Dining Table

- Top in Wood or Ceramic
- 2 End Extensions 19 5/8"W
- When the Table Top is made of Ceramic, the extension is always made of Ceramic
- Foot always in BX and/or LF Finish, with the exception of LF-018 Finish

| INFO SHEET |           |        |        |        |
|------------|-----------|--------|--------|--------|
| Foot       | Table Top |        |        |        |
|            | BX        | CM-S01 | CM-S03 | CM-S05 |
| BX/LF      | 0         | 0      | 0      | 0      |
| BX-280     | 0         | 0      | 0      | 0      |

**811243**



**W:86 5/8" H:30 3/8" D:39 3/8"**

### Extension Top Dining Table

- Top in Wood or Ceramic
- 2 End Extensions 19 5/8"W
- When the Table Top is made of Ceramic, the extension is always made of Ceramic
- Foot always in BX and/or LF Finish, with the exception of LF-018 Finish

| INFO SHEET |           |        |        |        |
|------------|-----------|--------|--------|--------|
| Foot       | Table Top |        |        |        |
|            | BX        | CM-S01 | CM-S03 | CM-S05 |
| BX/LF      | 0         | 0      | 0      | 0      |
| BX-280     | 0         | 0      | 0      | 0      |

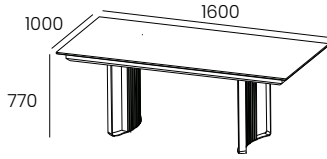


# FIDJI

## Fixed Dining Table w/ Slatted Accent (39 3/8" D)

881233

Fixed Top Dining Table



- Table Top in Wood or Ceramic
- Metal Foot in LF and Slatted in BX, BX-280 or LM
- Wooden Table Structure in LF, except in LF-018.

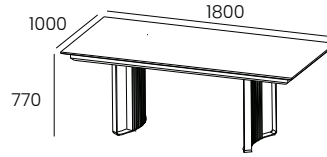
**W:63" H:30 3/8" D:39 3/8"**

|       |       |     |                |
|-------|-------|-----|----------------|
| kg    | m3    | vol | eco            |
| BX 82 |       |     | BX 01019010290 |
| CM 99 | 1,057 | 3   | CM 01019080290 |

| INFO SHEET |           |        |        |
|------------|-----------|--------|--------|
| Foot       | Top       |        |        |
| LF         | BX/BX-280 | CM-S01 | CM-S03 |
| Slatted    |           |        |        |
| BX         | 0         | 0      |        |
| LM         | 0         | 0      |        |
| BX-280     | 0         | 0      |        |

881230

Fixed Top Dining Table



- Table Top in Wood or Ceramic
- Metal Foot in LF and Slatted in BX, BX-280 or LM
- Wooden Table Structure in LF, except in LF-018.

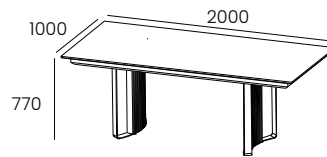
**W:70 7/8" H:30 3/8" D:39 3/8"**

|        |       |     |                |    |
|--------|-------|-----|----------------|----|
| kg     | m3    | vol | eco            | BX |
| BX 86  |       |     | 01019010290    |    |
| CM 105 | 1,087 | 3   | CM 01019080300 |    |

| INFO SHEET |           |        |        |
|------------|-----------|--------|--------|
| Foot       | Top       |        |        |
| LF         | BX/BX-280 | CM-S01 | CM-S03 |
| Slatted    |           |        |        |
| BX         | 0         | 0      |        |
| LM         | 0         | 0      |        |
| BX-280     | 0         | 0      |        |

881231

Fixed Top Dining Table



- Table Top in Wood or Ceramic
- Metal Foot in LF and Slatted in BX, BX-280 or LM
- Wooden Table Structure in LF, except in LF-018.

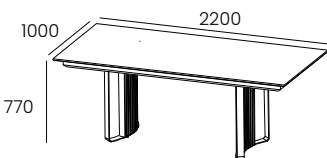
**W:78 3/4" H:30 3/8" D:39 3/8"**

|        |       |     |                |    |
|--------|-------|-----|----------------|----|
| kg     | m3    | vol | eco            | BX |
| BX 90  |       |     | 01019010290    |    |
| CM 111 | 1,120 | 3   | CM 01019080300 |    |

| INFO SHEET |           |        |        |
|------------|-----------|--------|--------|
| Foot       | Top       |        |        |
| LF         | BX/BX-280 | CM-S01 | CM-S03 |
| Slatted    |           |        |        |
| BX         | 0         | 0      |        |
| LM         | 0         | 0      |        |
| BX-280     | 0         | 0      |        |

881232

Fixed Top Dining Table



- Table Top in Wood or Ceramic
- Metal Foot in LF and Slatted in BX, BX-280 or LM
- Wooden Table Structure in LF, except in LF-018.

**W:86 5/8" H:30 3/8" D:39 3/8"**

|        |       |     |                |    |
|--------|-------|-----|----------------|----|
| kg     | m3    | vol | eco            | BX |
| BX 96  |       |     | 01019010290    |    |
| CM 117 | 1,151 | 3   | CM 01019080300 |    |

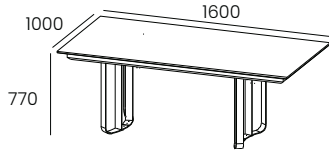
| INFO SHEET |           |        |        |
|------------|-----------|--------|--------|
| Foot       | Top       |        |        |
| LF         | BX/BX-280 | CM-S01 | CM-S03 |
| Slatted    |           |        |        |
| BX         | 0         | 0      |        |
| LM         | 0         | 0      |        |
| BX-280     | 0         | 0      |        |

# FIDJI

## Fixed Dining Table w/out Slatted Accent (39 3/8" D)

881262

Fixed Top Dining Table



- Table Top in Wood or Ceramic
- Metal Foot in LF
- Wooden Table Structure in LF, except in LF-018.

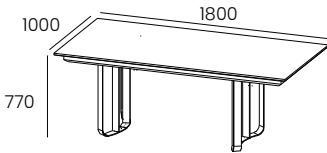
**W:63" H:30 3/8" D:39 3/8"**

| kg    | m3    | vol | eco            |
|-------|-------|-----|----------------|
| BX 82 |       |     | BX 01019010290 |
| CM 99 | 1.057 | 3   | CM 01019080290 |

| INFO SHEET |           |        |        |
|------------|-----------|--------|--------|
| Foot       | Top       |        |        |
| LF         | BX/BX-280 | CM-S01 | CM-S03 |
|            | 0         | 0      |        |

881263

Fixed Top Dining Table



- Table Top in Wood or Ceramic
- Metal Foot in LF
- Wooden Table Structure in LF, except in LF-018.

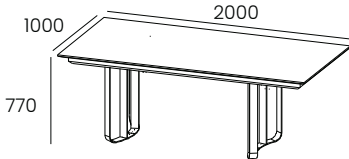
**W:70 7/8" H:30 3/8" D:39 3/8"**

| kg     | m3    | vol | eco            |
|--------|-------|-----|----------------|
| BX 86  |       |     | BX 01019010290 |
| CM 105 | 1.088 | 3   | CM 01019080300 |

| INFO SHEET |           |        |        |
|------------|-----------|--------|--------|
| Foot       | Top       |        |        |
| LF         | BX/BX-280 | CM-S01 | CM-S03 |
|            | 0         | 0      |        |

881264

Fixed Top Dining Table



- Table Top in Wood or Ceramic
- Metal Foot in LF
- Wooden Table Structure in LF, except in LF-018.

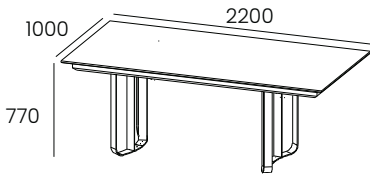
**W:78 3/4" H:30 3/8" D:39 3/8"**

| kg     | m3    | vol | eco            |
|--------|-------|-----|----------------|
| BX 90  |       |     | BX 01019010290 |
| CM 111 | 1.120 | 3   | CM 01019080300 |

| INFO SHEET |           |        |        |
|------------|-----------|--------|--------|
| Foot       | Top       |        |        |
| LF         | BX/BX-280 | CM-S01 | CM-S03 |
|            | 0         | 0      |        |

881265

Fixed Top Dining Table



- Table Top in Wood or Ceramic
- Metal Foot in LF
- Wooden Table Structure in LF, except in LF-018.

**W:86 5/8" H:30 3/8" D:39 3/8"**

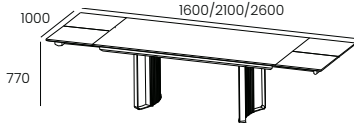
| kg     | m3    | vol | eco            |
|--------|-------|-----|----------------|
| BX 96  |       |     | BX 01019010290 |
| CM 117 | 1.151 | 3   | CM 01019080300 |

| INFO SHEET |           |        |        |
|------------|-----------|--------|--------|
| Foot       | Top       |        |        |
| LF         | BX/BX-280 | CM-S01 | CM-S03 |
|            | 0         | 0      |        |

**Extension Dining Table w/ Slatted Accent (39 3/8" D)**

**881237**

**Extension Top Dining Table**



- Table Top in Wood or Ceramic
- 2 Extension of 19 5/8"
- Metal Foot in LF and Slatted in BX, BX-280 or LM
- Wooden Table Structure in LF, except in LF-018
- When the Table Top is Ceramic the Extension is always Ceramic.

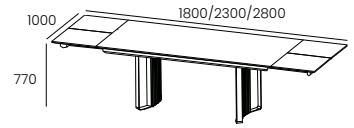
**W:63" H:30 3/8" D:39 3/8"**

| kg     | m3    | vol | eco            |
|--------|-------|-----|----------------|
| BX 110 |       |     | BX 01019010300 |
| CM 124 | 1.074 | 3   | CM 01019080300 |

| INFO SHEET |           |        |        |
|------------|-----------|--------|--------|
| Foot       | Top       |        |        |
| LF         | BX/BX-280 | CM-S01 | CM-S03 |
| Slatted    |           |        |        |
| BX         | 0         | 0      |        |
| LM         | 0         | 0      |        |
| BX-280     | 0         | 0      |        |

**881234**

**Extension Top Dining Table**



- Table Top in Wood or Ceramic
- 2 Extension of 19 5/8"
- Metal Foot in LF and Slatted in BX, BX-280 or LM
- Wooden Table Structure in LF, except in LF-018
- When the Table Top is Ceramic the Extension is always Ceramic.

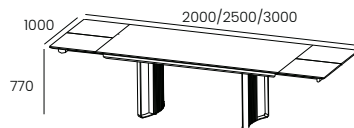
**W:70 7/8" H:30 3/8" D:39 3/8"**

| kg     | m3    | vol | eco            |
|--------|-------|-----|----------------|
| BX 114 |       |     | BX 01019010300 |
| CM 132 | 1.107 | 3   | CM 01019080300 |

| INFO SHEET |           |        |        |
|------------|-----------|--------|--------|
| Foot       | Top       |        |        |
| LF         | BX/BX-280 | CM-S01 | CM-S03 |
| Slatted    |           |        |        |
| BX         | 0         | 0      |        |
| LM         | 0         | 0      |        |
| BX-280     | 0         | 0      |        |

**881235**

**Extension Top Dining Table**



- Table Top in Wood or Ceramic
- 2 Extension of 19 5/8"
- Metal Foot in LF and Slatted in BX, BX-280 or LM
- Wooden Table Structure in LF, except in LF-018
- When the Table Top is Ceramic the Extension is always Ceramic.

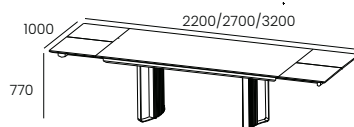
**W:78 3/4" H:30 3/8" D:39 3/8"**

| kg     | m3    | vol | eco            |
|--------|-------|-----|----------------|
| BX 118 |       |     | BX 01019010300 |
| CM 140 | 1.141 | 3   | CM 01019080300 |

| INFO SHEET |           |        |        |
|------------|-----------|--------|--------|
| Foot       | Top       |        |        |
| LF         | BX/BX-280 | CM-S01 | CM-S03 |
| Slatted    |           |        |        |
| BX         | 0         | 0      |        |
| LM         | 0         | 0      |        |
| BX-280     | 0         | 0      |        |

**881236**

**Extension Top Dining Table**



- Table Top in Wood or Ceramic
- 2 Extension of 19 5/8"
- Metal Foot in LF and Slatted in BX, BX-280 or LM
- Wooden Table Structure in LF, except in LF-018
- When the Table Top is Ceramic the Extension is always Ceramic.

**W:86 5/8" H:30 3/8" D:39 3/8"**

| kg     | m3    | vol | eco            |
|--------|-------|-----|----------------|
| BX 123 |       |     | BX 01019010300 |
| CM 148 | 1.175 | 3   | CM 01019080300 |

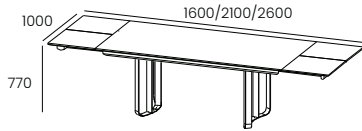
| INFO SHEET |           |        |        |
|------------|-----------|--------|--------|
| Foot       | Top       |        |        |
| LF         | BX/BX-280 | CM-S01 | CM-S03 |
| Slatted    |           |        |        |
| BX         | 0         | 0      |        |
| LM         | 0         | 0      |        |
| BX-280     | 0         | 0      |        |

# FIDJI

## Extension Dining Table w/out Slatted Accent (39 3/8" D)

**881266**

**Extension Top Dining Table**



**W:63" H:30 3/8" D:39 3/8"**

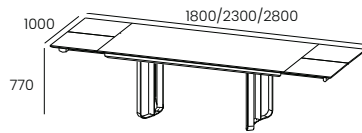
- Table Top in Wood or Ceramic
- 2 Extension of 19 5/8"
- Metal Foot in LF
- Wooden Table Structure in LF, except in LF-018
- When the Table Top is Ceramic the Extension is always Ceramic.

| kg     | m3    | vol | eco            |
|--------|-------|-----|----------------|
| BX 101 |       |     | BX 01019010300 |
| CM 115 | 1.074 | 3   | CM 01019080300 |

| INFO SHEET |           |        |        |
|------------|-----------|--------|--------|
| Foot       | Top       |        |        |
| LF         | BX/BX-280 | CM-S01 | CM-S03 |
|            | 0         | 0      |        |

**881267**

**Extension Top Dining Table**



**W:70 7/8" H:30 3/8" D:39 3/8"**

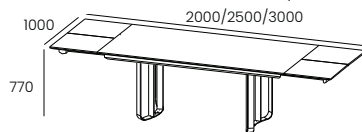
- Table Top in Wood or Ceramic
- 2 Extension of 19 5/8"
- Metal Foot in LF
- Wooden Table Structure in LF, except in LF-018
- When the Table Top is Ceramic the Extension is always Ceramic.

| kg     | m3    | vol | eco            |
|--------|-------|-----|----------------|
| BX 105 |       |     | BX 01019010300 |
| CM 123 | 1.107 | 3   | CM 01019080300 |

| INFO SHEET |           |        |        |
|------------|-----------|--------|--------|
| Foot       | Top       |        |        |
| LF         | BX/BX-280 | CM-S01 | CM-S03 |
|            | 0         | 0      |        |

**881268**

**Extension Top Dining Table**



**W:78 3/4" H:30 3/8" D:39 3/8"**

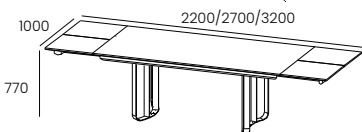
- Table Top in Wood or Ceramic
- 2 Extension of 19 5/8"
- Metal Foot in LF
- Wooden Table Structure in LF, except in LF-018
- When the Table Top is Ceramic the Extension is always Ceramic.

| kg     | m3    | vol | eco            |
|--------|-------|-----|----------------|
| BX 109 |       |     | BX 01019010300 |
| CM 131 | 1.141 | 3   | CM 01019080300 |

| INFO SHEET |           |        |        |
|------------|-----------|--------|--------|
| Foot       | Top       |        |        |
| LF         | BX/BX-280 | CM-S01 | CM-S03 |
|            | 0         | 0      |        |

**881269**

**Extension Top Dining Table**



**W:86 5/8" H:30 3/8" D:39 3/8"**

- Table Top in Wood or Ceramic
- 2 Extension of 19 5/8"
- Metal Foot in LF
- Wooden Table Structure in LF, except in LF-018
- When the Table Top is Ceramic the Extension is always Ceramic.

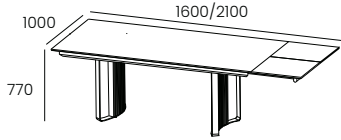
| kg     | m3    | vol | eco            |
|--------|-------|-----|----------------|
| BX 114 |       |     | BX 01019010300 |
| CM 139 | 1.175 | 3   | CM 01019080300 |

| INFO SHEET |           |        |        |
|------------|-----------|--------|--------|
| Foot       | Top       |        |        |
| LF         | BX/BX-280 | CM-S01 | CM-S03 |
|            | 0         | 0      |        |

**Extension Dining Table w/ Slatted Accent (39 3/8" D)**

**881241**

**Extension Top Dining Table**



- Table Top in Wood or Ceramic
- 1 Extension of 19 5/8"
- Metal Foot in LF and Slatted in BX, BX-280 or LM
- Wooden Table Structure in LF, except in LF-018
- When the Table Top is Ceramic the Extension is always Ceramic.

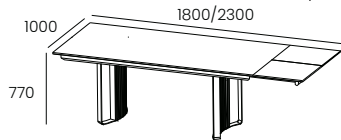
**W:63" H:30 3/8" D:39 3/8"**

| kg     | m3    | vol | eco            |
|--------|-------|-----|----------------|
| BX 96  |       |     | BX 01019010290 |
| CM 111 | 1.074 | 3   | CM 01019080300 |

| INFO SHEET     |           |        |        |
|----------------|-----------|--------|--------|
| Foot           | Top       |        |        |
| LF             | BX/BX-280 | CM-S01 | CM-S03 |
| <b>Slatted</b> |           |        |        |
| BX             | 0         | 0      |        |
| LM             | 0         | 0      |        |
| BX-280         | 0         | 0      |        |

**881238**

**Extension Top Dining Table**



- Table Top in Wood or Ceramic
- 1 Extension of 19 5/8"
- Metal Foot in LF and Slatted in BX, BX-280 or LM
- Wooden Table Structure in LF, except in LF-018
- When the Table Top is Ceramic the Extension is always Ceramic.

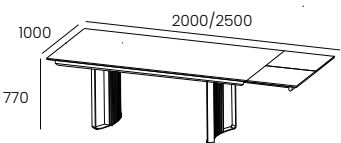
**W:70 7/8" H:30 3/8" D:39 3/8"**

| kg     | m3    | vol | eco            |
|--------|-------|-----|----------------|
| BX 104 |       |     | BX 01019010300 |
| CM 118 | 1.107 | 3   | CM 01019080300 |

| INFO SHEET     |           |        |        |
|----------------|-----------|--------|--------|
| Foot           | Top       |        |        |
| LF             | BX/BX-280 | CM-S01 | CM-S03 |
| <b>Slatted</b> |           |        |        |
| BX             | 0         | 0      |        |
| LM             | 0         | 0      |        |
| BX-280         | 0         | 0      |        |

**881239**

**Extension Top Dining Table**



- Table Top in Wood or Ceramic
- 1 Extension of 19 5/8"
- Metal Foot in LF and Slatted in BX, BX-280 or LM
- Wooden Table Structure in LF, except in LF-018
- When the Table Top is Ceramic the Extension is always Ceramic.

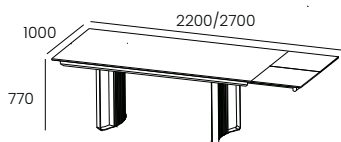
**W:78 3/4" H:30 3/8" D:39 3/8"**

| kg     | m3    | vol | eco            |
|--------|-------|-----|----------------|
| BX 112 |       |     | BX 01019010300 |
| CM 125 | 1.141 | 3   | CM 01019080300 |

| INFO SHEET     |           |        |        |
|----------------|-----------|--------|--------|
| Foot           | Top       |        |        |
| LF             | BX/BX-280 | CM-S01 | CM-S03 |
| <b>Slatted</b> |           |        |        |
| BX             | 0         | 0      |        |
| LM             | 0         | 0      |        |
| BX-280         | 0         | 0      |        |

**881240**

**Extension Top Dining Table**



- Table Top in Wood or Ceramic
- 1 Extension of 19 5/8"
- Metal Foot in LF and Slatted in BX, BX-280 or LM
- Wooden Table Structure in LF, except in LF-018
- When the Table Top is Ceramic the Extension is always Ceramic.

**W:86 5/8" H:30 3/8" D:39 3/8"**

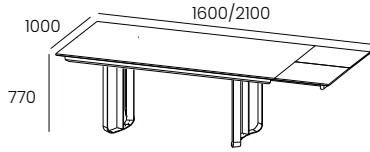
| kg     | m3    | vol | eco            |
|--------|-------|-----|----------------|
| BX 118 |       |     | BX 01019010300 |
| CM 132 | 1.175 | 3   | CM 01019080300 |

| INFO SHEET     |           |        |        |
|----------------|-----------|--------|--------|
| Foot           | Top       |        |        |
| LF             | BX/BX-280 | CM-S01 | CM-S03 |
| <b>Slatted</b> |           |        |        |
| BX             | 0         | 0      |        |
| LM             | 0         | 0      |        |
| BX-280         | 0         | 0      |        |

**Extension Dining Table w/out Slatted Accent (39 3/8" D)**

**881270**

**Extension Top Dining Table**



- Table Top in Wood or Ceramic
- 1 Extension of 19 5/8"
- Metal Foot in LF
- Wooden Table Structure in LF, except in LF-018
- When the Table Top is Ceramic the Extension is always Ceramic.

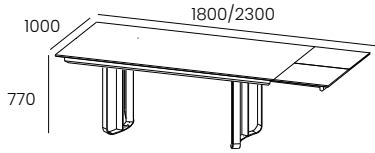
**W:63" H:30 3/8" D:39 3/8"**

| kg     | m3    | vol | eco            |
|--------|-------|-----|----------------|
| BX 101 |       |     | BX 01019010300 |
| CM 115 | 1.074 | 3   | CM 01019080300 |

| INFO SHEET |           |        |        |
|------------|-----------|--------|--------|
| Foot       | Top       |        |        |
| LF         | BX/BX-280 | CM-S01 | CM-S03 |
|            | 0         | 0      |        |

**881271**

**Extension Top Dining Table**



- Table Top in Wood or Ceramic
- 1 Extension of 19 5/8"
- Metal Foot in LF
- Wooden Table Structure in LF, except in LF-018
- When the Table Top is Ceramic the Extension is always Ceramic.

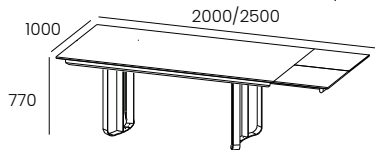
**W:70 7/8" H:30 3/8" D:39 3/8"**

| kg     | m3    | vol | eco            |
|--------|-------|-----|----------------|
| BX 105 |       |     | BX 01019010300 |
| CM 123 | 1.107 | 3   | CM 01019080300 |

| INFO SHEET |           |        |        |
|------------|-----------|--------|--------|
| Foot       | Top       |        |        |
| LF         | BX/BX-280 | CM-S01 | CM-S03 |
|            | 0         | 0      |        |

**881272**

**Extension Top Dining Table**



- Table Top in Wood or Ceramic
- 1 Extension of 19 5/8"
- Metal Foot in LF
- Wooden Table Structure in LF, except in LF-018
- When the Table Top is Ceramic the Extension is always Ceramic.

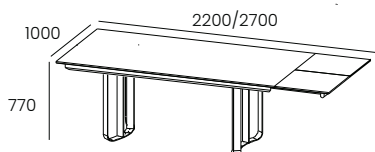
**W:78 3/4" H:30 3/8" D:39 3/8"**

| kg     | m3    | vol | eco            |
|--------|-------|-----|----------------|
| BX 109 |       |     | BX 01019010300 |
| CM 131 | 1.141 | 3   | CM 01019080300 |

| INFO SHEET |           |        |        |
|------------|-----------|--------|--------|
| Foot       | Top       |        |        |
| LF         | BX/BX-280 | CM-S01 | CM-S03 |
|            | 0         | 0      |        |

**881273**

**Extension Top Dining Table**



- Table Top in Wood or Ceramic
- 1 Extension of 19 5/8"
- Metal Foot in LF
- Wooden Table Structure in LF, except in LF-018
- When the Table Top is Ceramic the Extension is always Ceramic.

**W:86 5/8" H:30 3/8" D:39 3/8"**

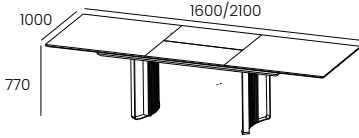
| kg     | m3    | vol | eco            |
|--------|-------|-----|----------------|
| BX 114 |       |     | BX 01019010300 |
| CM 139 | 1.175 | 3   | CM 01019080300 |

| INFO SHEET |           |        |        |
|------------|-----------|--------|--------|
| Foot       | Top       |        |        |
| LF         | BX/BX-280 | CM-S01 | CM-S03 |
|            | 0         | 0      |        |

**Extension Dining Table w/ Slatted Accent (39 3/8" D)**

**881245**

**Extension Top Dining Table**



**W:63" H:30 3/8" D:39 3/8"**

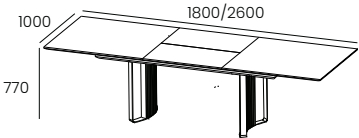
| kg     | m3    | vol | eco            |
|--------|-------|-----|----------------|
| BX 105 |       |     | BX 01019010300 |
| CM 127 | 1.074 | 3   | CM 01019080300 |

- Table Top in Wood or Ceramic
- 1 Extension of 19 5/8"
- Metal Foot in LF and Slatted in BX, BX-280 or LM
- Wooden Table Structure in LF, except in LF-018
- When the Table Top is Ceramic the Extension is always Ceramic.

| INFO SHEET     |           |        |        |
|----------------|-----------|--------|--------|
| Foot           | Top       |        |        |
| LF             | BX/BX-280 | CM-S01 | CM-S03 |
| <b>Slatted</b> |           |        |        |
| BX             | 0         | 0      |        |
| LM             | 0         | 0      |        |
| BX-280         | 0         | 0      |        |

**881242**

**Extension Top Dining Table**



**W:70 7/8" H:30 3/8" D:39 3/8"**

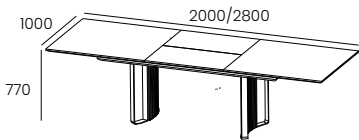
| kg     | m3    | vol | eco            |
|--------|-------|-----|----------------|
| BX 116 |       |     | BX 01019010300 |
| CM 138 | 1.107 | 3   | CM 01019080300 |

- Table Top in Wood or Ceramic
- 1 Extension of 31 1/2"
- Metal Foot in LF and Slatted in BX, BX-280 or LM
- Wooden Table Structure in LF, except in LF-018
- When the Table Top is Ceramic the Extension is always Ceramic.

| INFO SHEET     |           |        |        |
|----------------|-----------|--------|--------|
| Foot           | Top       |        |        |
| LF             | BX/BX-280 | CM-S01 | CM-S03 |
| <b>Slatted</b> |           |        |        |
| BX             | 0         | 0      |        |
| LM             | 0         | 0      |        |
| BX-280         | 0         | 0      |        |

**881243**

**Extension Top Dining Table**



**W:78 3/4" H:30 3/8" D:39 3/8"**

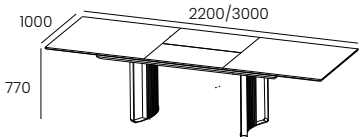
| kg     | m3    | vol | eco            |
|--------|-------|-----|----------------|
| BX 127 |       |     | BX 01019010300 |
| CM 150 | 1.141 | 3   | CM 01019080310 |

- Table Top in Wood or Ceramic
- 1 Extension of 31 1/2"
- Metal Foot in LF and Slatted in BX, BX-280 or LM
- Wooden Table Structure in LF, except in LF-018
- When the Table Top is Ceramic the Extension is always Ceramic.

| INFO SHEET     |           |        |        |
|----------------|-----------|--------|--------|
| Foot           | Top       |        |        |
| LF             | BX/BX-280 | CM-S01 | CM-S03 |
| <b>Slatted</b> |           |        |        |
| BX             | 0         | 0      |        |
| LM             | 0         | 0      |        |
| BX-280         | 0         | 0      |        |

**881244**

**Extension Top Dining Table**



**W:86 5/8" H:30 3/8" D:39 3/8"**

| kg     | m3    | vol | eco            |
|--------|-------|-----|----------------|
| BX 138 |       |     | BX 01019010300 |
| CM 161 | 1.175 | 3   | CM 01019080310 |

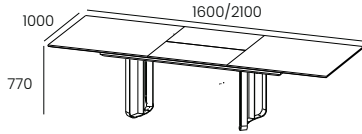
- Table Top in Wood or Ceramic
- 1 Extension of 31 1/2"
- Metal Foot in LF and Slatted in BX, BX-280 or LM
- Wooden Table Structure in LF, except in LF-018
- When the Table Top is Ceramic the Extension is always Ceramic.

| INFO SHEET     |           |        |        |
|----------------|-----------|--------|--------|
| Foot           | Top       |        |        |
| LF             | BX/BX-280 | CM-S01 | CM-S03 |
| <b>Slatted</b> |           |        |        |
| BX             | 0         | 0      |        |
| LM             | 0         | 0      |        |
| BX-280         | 0         | 0      |        |

**Extension Dining Table w/out Slatted Accent (39 3/8" D)**

**881274**

**Extension Top Dining Table**



- Table Top in Wood or Ceramic
- 1 Extension of 31 1/2"
- Metal Foot in LF
- Wooden Table Structure in LF, except in LF-018
- When the Table Top is Ceramic the Extension is always Ceramic.

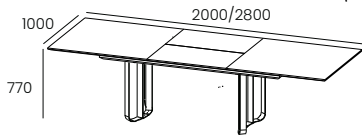
**W:63" H:30 3/8" D:39 3/8"**

| kg     | m3    | vol | eco            |
|--------|-------|-----|----------------|
| BX 96  |       |     | BX 01019010300 |
| CM 118 | 1.074 | 3   | CM 01019080300 |

| INFO SHEET |           |        |        |
|------------|-----------|--------|--------|
| Foot       | Top       |        |        |
| LF         | BX/BX-280 | CM-S01 | CM-S03 |
|            | 0         | 0      |        |

**881275**

**Extension Top Dining Table**



- Table Top in Wood or Ceramic
- 1 Extension of 31 1/2"
- Metal Foot in LF
- Wooden Table Structure in LF, except in LF-018
- When the Table Top is Ceramic the Extension is always Ceramic.

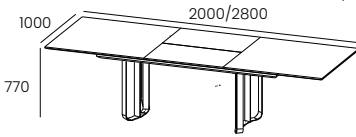
**W:70 7/8" H:30 3/8" D:39 3/8"**

| kg     | m3    | vol | eco            |
|--------|-------|-----|----------------|
| BX 107 |       |     | BX 01019010300 |
| CM 129 | 1.107 | 3   | CM 01019080300 |

| INFO SHEET |           |        |        |
|------------|-----------|--------|--------|
| Foot       | Top       |        |        |
| LF         | BX/BX-280 | CM-S01 | CM-S03 |
|            | 0         | 0      |        |

**881276**

**Extension Top Dining Table**



- Table Top in Wood or Ceramic
- 1 Extension of 31 1/2"
- Metal Foot in LF
- Wooden Table Structure in LF, except in LF-018
- When the Table Top is Ceramic the Extension is always Ceramic.

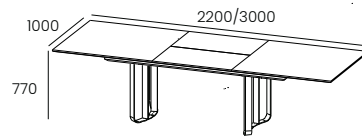
**W:78 3/4" H:30 3/8" D:39 3/8"**

| kg     | m3    | vol | eco            |
|--------|-------|-----|----------------|
| BX 118 |       |     | BX 01019010300 |
| CM 141 | 1.141 | 3   | CM 01019080310 |

| INFO SHEET |           |        |        |
|------------|-----------|--------|--------|
| Foot       | Top       |        |        |
| LF         | BX/BX-280 | CM-S01 | CM-S03 |
|            | 0         | 0      |        |

**881277**

**Extension Top Dining Table**



- Table Top in Wood or Ceramic
- 1 Extension of 31 1/2"
- Metal Foot in LF
- Wooden Table Structure in LF, except in LF-018
- When the Table Top is Ceramic the Extension is always Ceramic.

**W:86 5/8" H:30 3/8" D:39 3/8"**

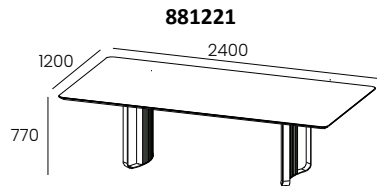
| kg     | m3    | vol | eco            |
|--------|-------|-----|----------------|
| BX 129 |       |     | BX 01019010300 |
| CM 152 | 1.175 | 3   | CM 01019080310 |

| INFO SHEET |           |        |        |
|------------|-----------|--------|--------|
| Foot       | Top       |        |        |
| LF         | BX/BX-280 | CM-S01 | CM-S03 |
|            | 0         | 0      |        |





**Fixed Dining Table w/ Slatted Accent**



**881221**

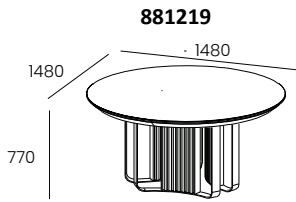
**Fixed Top Dining Table**

- Table Top in Wood or Ceramic
- Metal Foot in LF and Slatted in BX, BX-280 or LM
- Wooden Table Structure in LF, except in LF-018.
- CM-S05 is calacatta luxe with soft Finish with 6mm thickness

**W:94 1/2" H:30 3/8" D:47 1/4"**

BX 105      1.185      3      BX 01019010300  
 CM 129                                      CM 01019080300

| INFO SHEET |           |        |        |
|------------|-----------|--------|--------|
| Foot       | Top       |        |        |
| LF         | BX/BX-280 | CM-S03 | CM-S05 |
| Slatted    |           |        |        |
| BX         | 0         | 0      | 0      |
| LM         | 0         | 0      | 0      |
| BX-280     | 0         | 0      | 0      |



**881219**

**Fixed Top Dining Table**

- Table Top in Wood or Ceramic
- Metal Foot in LF and Slatted in BX, BX-280 or LM
- Wooden Table Structure in LF, except in LF-018.
- CM-S05 is calacatta luxe with soft Finish with 6mm thickness

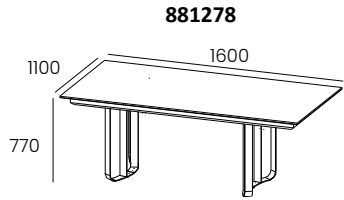
**DIA: 58 1/4" H:30 3/8"**

kg      m3      vol      eco  
 BX 81      1.210      3      BX 01019010290  
 CM 90                                      CM 01019080300

| INFO SHEET |           |        |
|------------|-----------|--------|
| Foot       | Top       |        |
| LF         | BX/BX-280 | CM-S05 |
| Slatted    |           |        |
| BX         | 0         | 0      |
| LM         | 0         | 0      |
| BX-280     | 0         | 0      |

# FIDJI

## Fixed Dining Table w/out Slatted Accent (43 3/8" D)



881278

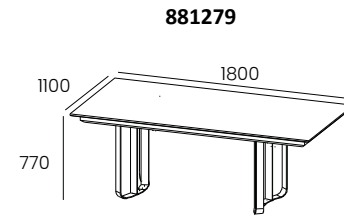
Fixed Top Dining Table

- Table Top in Wood or Ceramic
- Metal Foot in LF
- Wooden Table Structure in LF, except in LF-018.

**W:8663" H:30 3/8" D:43 3/8"**

BX 77 1.081 3 BX 01019010290  
CM 96 CM 01019080300

| INFO SHEET |           |        |
|------------|-----------|--------|
| Foot       | Top       |        |
| LF         | BX/BX-280 | CM-S03 |
|            | 0         | 0      |



881279

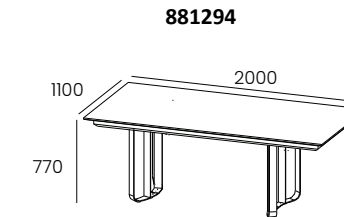
Fixed Top Dining Table

- Table Top in Wood or Ceramic
- Metal Foot in LF
- Wooden Table Structure in LF, except in LF-018.

**W:70 7/8" H:30 3/8" D:43 3/8"**

BX 83 1.116 3 BX 01019010290  
CM 104 CM 01019080300

| INFO SHEET |           |        |
|------------|-----------|--------|
| Foot       | Top       |        |
| LF         | BX/BX-280 | CM-S03 |
|            | 0         | 0      |



881294

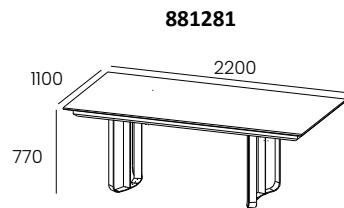
Fixed Top Dining Table

- Table Top in Wood or Ceramic
- Metal Foot in LF
- Wooden Table Structure in LF, except in LF-018.

**W:78 3/4" H:30 3/8" D:43 3/8"**

BX 89 1.150 3 BX 01019010290  
CM 112 CM 01019080300

| INFO SHEET |           |        |
|------------|-----------|--------|
| Foot       | Top       |        |
| LF         | BX/BX-280 | CM-S03 |
|            | 0         | 0      |



881281

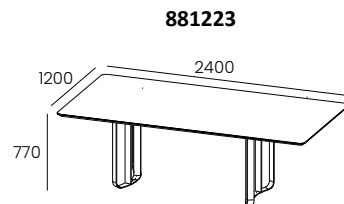
Fixed Top Dining Table

- Table Top in Wood or Ceramic
- Metal Foot in LF
- Wooden Table Structure in LF, except in LF-018.

**W:86 5/8" H:30 3/8" D:43 3/8"**

BX 96 1.185 3 BX 01019010300  
CM 120 CM 01019080300

| INFO SHEET |           |        |
|------------|-----------|--------|
| Foot       | Top       |        |
| LF         | BX/BX-280 | CM-S03 |
|            | 0         | 0      |



881223

Fixed Top Dining Table

- Table Top in Wood or Ceramic
- Metal Foot in LF
- Wooden Table Structure in LF, except in LF-018.

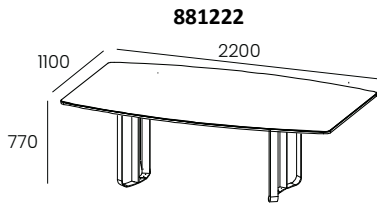
**W:94 1/2" H:30 3/8" D:47 1/4"**

BX 105 1.185 3 BX 01019010300  
CM 129 CM 01019080300

| INFO SHEET |           |        |        |
|------------|-----------|--------|--------|
| Foot       | Top       |        |        |
| LF         | BX/BX-280 | CM-S03 | CM-S05 |
|            | 0         | 0      | 0      |

# FIDJI

## Fixed Dining Table w/out Slatted Accent (43 3/8" D)



**881222**

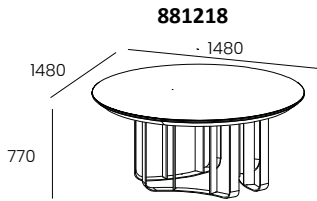
**Fixed Top Dining Table**

- Table Top in Wood or Ceramic
- Metal Foot in LF
- Wooden Table Structure in LF, except in LF-018.

**W:86 5/8" H:30 3/8" D:43 3/8"**

BX 98 1.150 3 BX 01019010290  
CM 121 CM 01019080300

| INFO SHEET |           |        |        |
|------------|-----------|--------|--------|
| Foot       | Top       |        |        |
| LF         | BX/BX-280 | CM-S03 | CM-S05 |
|            | 0         | 0      | 0      |



**881218**

**Fixed Top Dining Table**

- Table Top in Wood or Ceramic
- Metal Foot in LF
- Wooden Table Structure in LF, except in LF-018.

**DIA: 58 1/4" H:30 3/8"**

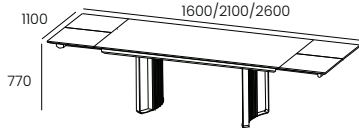
BX 81 1.150 3 BX 01019010290  
CM 90 CM 01019080300

| INFO SHEET |           |        |
|------------|-----------|--------|
| Foot       | Top       |        |
| LF         | BX/BX-280 | CM-S05 |
|            | 0         | 0      |

**Extension Dining Table w/ Slatted Accent (43 3/8" D)**

**881250**

**Extension Top Dining Table**



- Table Top in Wood or Ceramic
- 2 Extension of 19 5/8"
- Metal Foot in LF and Slatted in BX, BX-280 or LM
- Wooden Table Structure in LF, except in LF-018
- When the Table Top is Ceramic the Extension is always Ceramic.

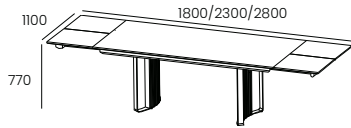
**W:63" H:30 3/8" D:43 3/8"**

| kg     | m3    | vol | eco            |
|--------|-------|-----|----------------|
| BX 117 |       |     | BX 01019010300 |
| CM 129 | 1.100 | 3   | CM 01019080300 |

| INFO SHEET     |           |        |
|----------------|-----------|--------|
| Foot           | Top       |        |
| LF             | BX/BX-280 | CM-S03 |
| <b>Slatted</b> |           |        |
| BX             | 0         | 0      |
| LM             | 0         | 0      |
| BX-280         | 0         | 0      |

**881251**

**Extension Top Dining Table**



- Table Top in Wood or Ceramic
- 2 Extension of 19 5/8"
- Metal Foot in LF and Slatted in BX, BX-280 or LM
- Wooden Table Structure in LF, except in LF-018
- When the Table Top is Ceramic the Extension is always Ceramic.

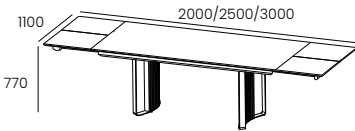
**W:70 7/8" H:30 3/8" D:43 3/8"**

| kg     | m3    | vol | eco            |
|--------|-------|-----|----------------|
| BX 123 |       |     | BX 01019010300 |
| CM 137 | 1.137 | 3   | CM 01019080300 |

| INFO SHEET     |           |        |
|----------------|-----------|--------|
| Foot           | Top       |        |
| LF             | BX/BX-280 | CM-S03 |
| <b>Slatted</b> |           |        |
| BX             | 0         | 0      |
| LM             | 0         | 0      |
| BX-280         | 0         | 0      |

**881252**

**Extension Top Dining Table**



- Table Top in Wood or Ceramic
- 2 Extension of 19 5/8"
- Metal Foot in LF and Slatted in BX, BX-280 or LM
- Wooden Table Structure in LF, except in LF-018
- When the Table Top is Ceramic the Extension is always Ceramic.

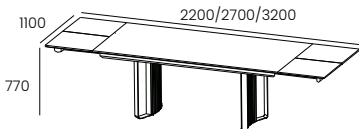
**W:78 3/4" H:30 3/8" D:43 3/8"**

| kg     | m3    | vol | eco            |
|--------|-------|-----|----------------|
| BX 129 |       |     | BX 01019010300 |
| CM 151 | 1.174 | 3   | CM 01019080310 |

| INFO SHEET     |           |        |
|----------------|-----------|--------|
| Foot           | Top       |        |
| LF             | BX/BX-280 | CM-S03 |
| <b>Slatted</b> |           |        |
| BX             | 0         | 0      |
| LM             | 0         | 0      |
| BX-280         | 0         | 0      |

**881253**

**Extension Top Dining Table**



- Table Top in Wood or Ceramic
- 2 Extension of 19 5/8"
- Metal Foot in LF and Slatted in BX, BX-280 or LM
- Wooden Table Structure in LF, except in LF-018
- When the Table Top is Ceramic the Extension is always Ceramic.

**W:86 5/8" H:30 3/8" D:43 3/8"**

| kg     | m3    | vol | eco            |
|--------|-------|-----|----------------|
| BX 135 |       |     | BX 01019010300 |
| CM 157 | 1.211 | 3   | CM 01019080310 |

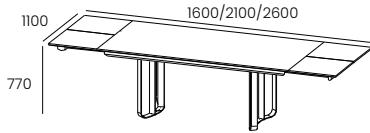
| INFO SHEET     |           |        |
|----------------|-----------|--------|
| Foot           | Top       |        |
| LF             | BX/BX-280 | CM-S03 |
| <b>Slatted</b> |           |        |
| BX             | 0         | 0      |
| LM             | 0         | 0      |
| BX-280         | 0         | 0      |

# FIDJI

## Extension Dining Table w/out Slatted Accent (43 3/8" D)

**881282**

**Extension Top Dining Table**



- Table Top in Wood or Ceramic
- 2 Extension of 19 5/8"
- Metal Foot in LF
- Wooden Table Structure in LF, except in LF-018
- When the Table Top is Ceramic the Extension is always Ceramic.

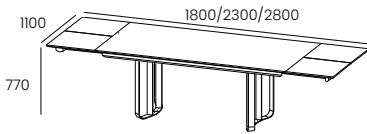
**W:63" H:30 3/8" D:43 3/8"**

| kg     | m3 | vol | eco              |
|--------|----|-----|------------------|
| BX 108 |    | 1.1 | 3 BX 01019010300 |
| CM 120 |    |     | CM 01019080300   |

| INFO SHEET |           |        |
|------------|-----------|--------|
| Foot       | Top       |        |
| LF         | BX/BX-280 | CM-S03 |
|            | 0         | 0      |

**881283**

**Extension Top Dining Table**



- Table Top in Wood or Ceramic
- 2 Extension of 19 5/8"
- Metal Foot in LF
- Wooden Table Structure in LF, except in LF-018
- When the Table Top is Ceramic the Extension is always Ceramic.

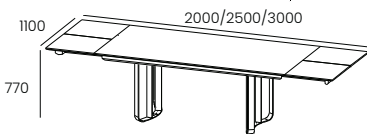
**W:70 7/8" H:30 3/8" D:43 3/8"**

| kg     | m3 | vol   | eco              |
|--------|----|-------|------------------|
| BX 114 |    | 1.137 | 3 BX 01019010300 |
| CM 128 |    |       | CM 01019080300   |

| INFO SHEET |           |        |
|------------|-----------|--------|
| Foot       | Top       |        |
| LF         | BX/BX-280 | CM-S03 |
|            | 0         | 0      |

**881284**

**Extension Top Dining Table**



- Table Top in Wood or Ceramic
- 2 Extension of 19 5/8"
- Metal Foot in LF
- Wooden Table Structure in LF, except in LF-018
- When the Table Top is Ceramic the Extension is always Ceramic.

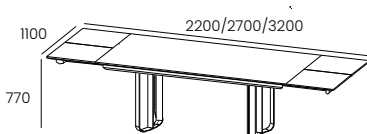
**W:78 3/4" H:30 3/8" D:43 3/8"**

| kg     | m3 | vol   | eco              |
|--------|----|-------|------------------|
| BX 120 |    | 1.174 | 3 BX 01019010300 |
| CM 142 |    |       | CM 01019080310   |

| INFO SHEET |           |        |
|------------|-----------|--------|
| Foot       | Top       |        |
| LF         | BX/BX-280 | CM-S03 |
|            | 0         | 0      |

**881285**

**Extension Top Dining Table**



- Table Top in Wood or Ceramic
- 2 Extension of 19 5/8"
- Metal Foot in LF
- Wooden Table Structure in LF, except in LF-018
- When the Table Top is Ceramic the Extension is always Ceramic.

**W:86 5/8" H:30 3/8" D:43 3/8"**

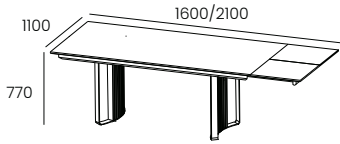
| kg     | m3 | vol   | eco              |
|--------|----|-------|------------------|
| BX 114 |    | 1.175 | 3 BX 01019010300 |
| CM 139 |    |       | CM 01019080300   |

| INFO SHEET |           |        |
|------------|-----------|--------|
| Foot       | Top       |        |
| LF         | BX/BX-280 | CM-S03 |
|            | 0         | 0      |

**Extension Dining Table w/ Slatted Accent (43 3/8" D)**

**881254**

**Extension Top Dining Table**



- Table Top in Wood or Ceramic
- 1 Extension of 19 5/8"
- Metal Foot in LF and Slatted in BX, BX-280 or LM
- Wooden Table Structure in LF, except in LF-018
- When the Table Top is Ceramic the Extension is always Ceramic.

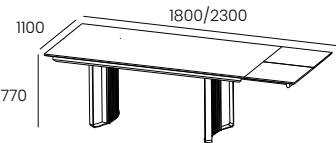
**W:63" H:30 3/8" D:43 3/8"**

| kg     | m3    | vol | eco            |
|--------|-------|-----|----------------|
| BX 103 |       |     | BX 01019010300 |
| CM 122 | 1.100 | 3   | CM 01019080300 |

| INFO SHEET     |           |        |
|----------------|-----------|--------|
| Foot           | Top       |        |
| LF             | BX/BX-280 | CM-S03 |
| <b>Slatted</b> |           |        |
| BX             | 0         | 0      |
| LM             | 0         | 0      |
| BX-280         | 0         | 0      |

**881255**

**Extension Top Dining Table**



- Table Top in Wood or Ceramic
- 1 Extension of 19 5/8"
- Metal Foot in LF and Slatted in BX, BX-280 or LM
- Wooden Table Structure in LF, except in LF-018
- When the Table Top is Ceramic the Extension is always Ceramic.

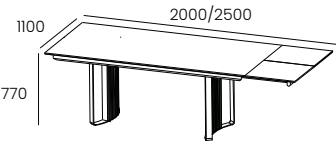
**W:70 7/8" H:30 3/8" D:43 3/8"**

| kg     | m3    | vol | eco            |
|--------|-------|-----|----------------|
| BX 109 |       |     | BX 01019010300 |
| CM 130 | 1.137 | 3   | CM 01019080300 |

| INFO SHEET     |           |        |
|----------------|-----------|--------|
| Foot           | Top       |        |
| LF             | BX/BX-280 | CM-S03 |
| <b>Slatted</b> |           |        |
| BX             | 0         | 0      |
| LM             | 0         | 0      |
| BX-280         | 0         | 0      |

**881256**

**Extension Top Dining Table**



- Table Top in Wood or Ceramic
- 1 Extension of 19 5/8"
- Metal Foot in LF and Slatted in BX, BX-280 or LM
- Wooden Table Structure in LF, except in LF-018
- When the Table Top is Ceramic the Extension is always Ceramic.

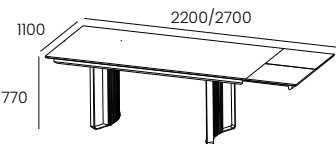
**W:78 3/4" H:30 3/8" D:43 3/8"**

| kg     | m3    | vol | eco            |
|--------|-------|-----|----------------|
| BX 114 |       |     | BX 01019010300 |
| CM 137 | 1.174 | 3   | CM 01019080300 |

| INFO SHEET     |           |        |
|----------------|-----------|--------|
| Foot           | Top       |        |
| LF             | BX/BX-280 | CM-S03 |
| <b>Slatted</b> |           |        |
| BX             | 0         | 0      |
| LM             | 0         | 0      |
| BX-280         | 0         | 0      |

**881257**

**Extension Top Dining Table**



- Table Top in Wood or Ceramic
- 1 Extension of 19 5/8"
- Metal Foot in LF and Slatted in BX, BX-280 or LM
- Wooden Table Structure in LF, except in LF-018
- When the Table Top is Ceramic the Extension is always Ceramic.

**W:86 5/8" H:30 3/8" D:43 3/8"**

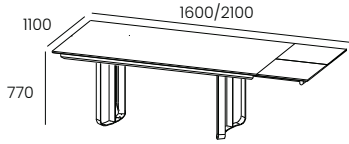
| kg     | m3    | vol | eco            |
|--------|-------|-----|----------------|
| BX 120 |       |     | BX 01019010300 |
| CM 145 | 1.211 | 3   | CM 01019080300 |

| INFO SHEET     |           |        |
|----------------|-----------|--------|
| Foot           | Top       |        |
| LF             | BX/BX-280 | CM-S03 |
| <b>Slatted</b> |           |        |
| BX             | 0         | 0      |
| LM             | 0         | 0      |
| BX-280         | 0         | 0      |

**Extension Dining Table w/out Slatted Accent (43 3/8" D)**

**881286**

**Extension Top Dining Table**



- Table Top in Wood or Ceramic
- 1 Extension of 19 5/8"
- Metal Foot in LF
- Wooden Table Structure in LF, except in LF-018
- When the Table Top is Ceramic the Extension is always Ceramic.

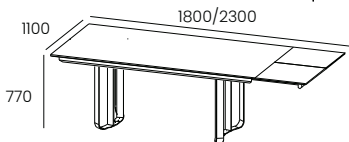
**W:63" H:30 3/8" D:43 3/8"**

| kg     | m3    | vol | eco            |
|--------|-------|-----|----------------|
| BX 92  |       |     | BX 01019010300 |
| CM 113 | 1.100 | 3   | CM 01019080300 |

| INFO SHEET |           |        |
|------------|-----------|--------|
| Foot       | Top       |        |
| LF         | BX/BX-280 | CM-S03 |
|            | 0         | 0      |

**881287**

**Extension Top Dining Table**



- Table Top in Wood or Ceramic
- 1 Extension of 19 5/8"
- Metal Foot in LF
- Wooden Table Structure in LF, except in LF-018
- When the Table Top is Ceramic the Extension is always Ceramic.

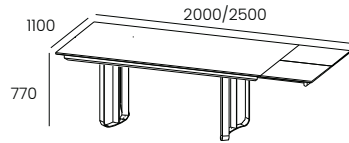
**W:70 7/8" H:30 3/8" D:43 3/8"**

| kg     | m3    | vol | eco            |
|--------|-------|-----|----------------|
| BX 100 |       |     | BX 01019010300 |
| CM 121 | 1.137 | 3   | CM 01019080300 |

| INFO SHEET |           |        |
|------------|-----------|--------|
| Foot       | Top       |        |
| LF         | BX/BX-280 | CM-S03 |
|            | 0         | 0      |

**881288**

**Extension Top Dining Table**



- Table Top in Wood or Ceramic
- 1 Extension of 19 5/8"
- Metal Foot in LF
- Wooden Table Structure in LF, except in LF-018
- When the Table Top is Ceramic the Extension is always Ceramic.

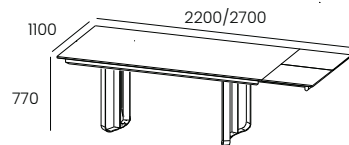
**W:78 3/4" H:30 3/8" D:43 3/8"**

| kg     | m3    | vol | eco            |
|--------|-------|-----|----------------|
| BX 105 |       |     | BX 01019010300 |
| CM 128 | 1.174 | 3   | CM 01019080300 |

| INFO SHEET |           |        |
|------------|-----------|--------|
| Foot       | Top       |        |
| LF         | BX/BX-280 | CM-S03 |
|            | 0         | 0      |

**881289**

**Extension Top Dining Table**



- Table Top in Wood or Ceramic
- 1 Extension of 19 5/8"
- Metal Foot in LF
- Wooden Table Structure in LF, except in LF-018
- When the Table Top is Ceramic the Extension is always Ceramic.

**W:86 5/8" H:30 3/8" D:43 3/8"**

| kg     | m3    | vol | eco            |
|--------|-------|-----|----------------|
| BX 119 |       |     | BX 01019010300 |
| CM 136 | 1.211 | 3   | CM 01019080300 |

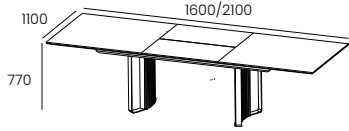
| INFO SHEET |           |        |
|------------|-----------|--------|
| Foot       | Top       |        |
| LF         | BX/BX-280 | CM-S03 |
|            | 0         | 0      |



**Extension Dining Table w/ Slatted Accent (43 3/8" D)**

**881258**

**Extension Top Dining Table**



- Table Top in Wood or Ceramic
- 1 Extension of 19 5/8"
- Metal Foot in LF and Slatted in BX or LM
- Wooden Table Structure in LF, except in LF-018
- When the Table Top is Ceramic the Extension is always Ceramic.

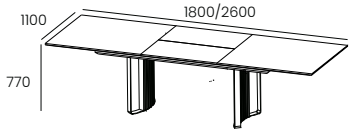
**W:63" H:30 3/8" D:43 3/8"**

| kg     | m3    | vol | eco            |
|--------|-------|-----|----------------|
| BX 116 |       |     | BX 01019010300 |
| CM 134 | 1.100 | 3   | CM 01019080300 |

| INFO SHEET |           |        |
|------------|-----------|--------|
| Foot       | Top       |        |
| LF         | BX/BX-280 | CM-S03 |
| Slatted    |           |        |
| BX         | 0         | 0      |
| LM         | 0         | 0      |
| BX-280     | 0         | 0      |

**881259**

**Extension Top Dining Table**



- Table Top in Wood or Ceramic
- 1 Extension of 31 1/2"
- Metal Foot in LF and Slatted in BX or LM
- Wooden Table Structure in LF, except in LF-018
- When the Table Top is Ceramic the Extension is always Ceramic.

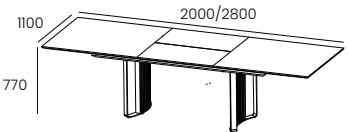
**W:70 7/8" H:30 3/8" D:43 3/8"**

| kg     | m3    | vol | eco            |
|--------|-------|-----|----------------|
| BX 126 |       |     | BX 01019010300 |
| CM 150 | 1.137 | 3   | CM 01019080310 |

| INFO SHEET |           |        |
|------------|-----------|--------|
| Foot       | Top       |        |
| LF         | BX/BX-280 | CM-S03 |
| Slatted    |           |        |
| BX         | 0         | 0      |
| LM         | 0         | 0      |
| BX-280     | 0         | 0      |

**881260**

**Extension Top Dining Table**



- Table Top in Wood or Ceramic
- 1 Extension of 31 1/2"
- Metal Foot in LF and Slatted in BX or LM
- Wooden Table Structure in LF, except in LF-018
- When the Table Top is Ceramic the Extension is always Ceramic.

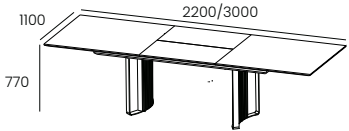
**W:78 3/4" H:30 3/8" D:43 3/8"**

| kg     | m3    | vol | eco            |
|--------|-------|-----|----------------|
| BX 132 |       |     | BX 01019010300 |
| CM 157 | 1.174 | 3   | CM 01019080310 |

| INFO SHEET |           |        |
|------------|-----------|--------|
| Foot       | Top       |        |
| LF         | BX/BX-280 | CM-S03 |
| Slatted    |           |        |
| BX         | 0         | 0      |
| LM         | 0         | 0      |
| BX-280     | 0         | 0      |

**881261**

**Extension Top Dining Table**



- Table Top in Wood or Ceramic
- 1 Extension of 31 1/2"
- Metal Foot in LF and Slatted in BX or LM
- Wooden Table Structure in LF, except in LF-018
- When the Table Top is Ceramic the Extension is always Ceramic.

**W:86 5/8" H:30 3/8" D:43 3/8"**

| kg     | m3    | vol | eco            |
|--------|-------|-----|----------------|
| BX 138 |       |     | BX 01019010300 |
| CM 164 | 1.211 | 3   | CM 01019080310 |

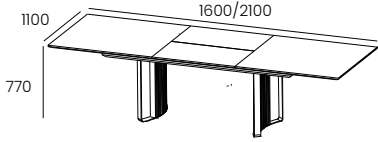
| INFO SHEET |           |        |
|------------|-----------|--------|
| Foot       | Top       |        |
| LF         | BX/BX-280 | CM-S03 |
| Slatted    |           |        |
| BX         | 0         | 0      |
| LM         | 0         | 0      |
| BX-280     | 0         | 0      |

# FIDJI

## Extension Dining Table w/out Slatted Accent (43 3/8" D)

**881290**

**Extension Top Dining Table**



- Table Top in Wood or Ceramic
- 1 Extension of 31 1/2"
- Metal Foot in LF
- Wooden Table Structure in LF, except in LF-018
- When the Table Top is Ceramic the Extension is always Ceramic.

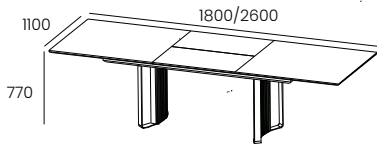
**W:63" H:30 3/8" D:43 3/8"**

| kg     | m3    | vol | eco            |
|--------|-------|-----|----------------|
| BX 107 |       |     | BX 01019010300 |
| CM 125 | 1.100 | 3   | CM 01019080300 |

| INFO SHEET |           |        |
|------------|-----------|--------|
| Foot       | Top       |        |
| LF         | BX/BX-280 | CM-S03 |
|            | 0         | 0      |

**881291**

**Extension Top Dining Table**



- Table Top in Wood or Ceramic
- 1 Extension of 31 1/2"
- Metal Foot in LF
- Wooden Table Structure in LF, except in LF-018
- When the Table Top is Ceramic the Extension is always Ceramic.

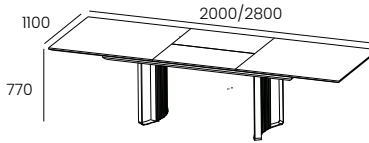
**W:70 7/8" H:30 3/8" D:43 3/8"**

| kg     | m3    | vol | eco            |
|--------|-------|-----|----------------|
| BX 117 |       |     | BX 01019010300 |
| CM 141 | 1.137 | 3   | CM 01019080310 |

| INFO SHEET |           |        |
|------------|-----------|--------|
| Foot       | Top       |        |
| LF         | BX/BX-280 | CM-S03 |
|            | 0         | 0      |

**881292**

**Extension Top Dining Table**



- Table Top in Wood or Ceramic
- 1 Extension of 31 1/2"
- Metal Foot in LF
- Wooden Table Structure in LF, except in LF-018
- When the Table Top is Ceramic the Extension is always Ceramic.

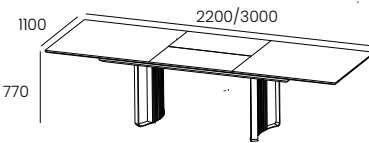
**W:78 3/4" H:30 3/8" D:43 3/8"**

| kg     | m3    | vol | eco            |
|--------|-------|-----|----------------|
| BX 123 |       |     | BX 01019010300 |
| CM 148 | 1.174 | 3   | CM 01019080310 |

| INFO SHEET |           |        |
|------------|-----------|--------|
| Foot       | Top       |        |
| LF         | BX/BX-280 | CM-S03 |
|            | 0         | 0      |

**881293**

**Extension Top Dining Table**



- Table Top in Wood or Ceramic
- 1 Extension of 31 1/2"
- Metal Foot in LF
- Wooden Table Structure in LF, except in LF-018
- When the Table Top is Ceramic the Extension is always Ceramic.

**W:86 5/8" H:30 3/8" D:43 3/8"**

| kg     | m3    | vol | eco            |
|--------|-------|-----|----------------|
| BX 129 |       |     | BX 01019010300 |
| CM 155 | 1.211 | 3   | CM 01019080310 |

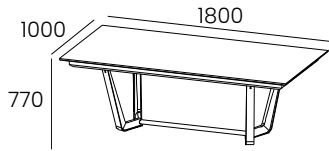
| INFO SHEET |           |        |
|------------|-----------|--------|
| Foot       | Top       |        |
| LF         | BX/BX-280 | CM-S03 |
|            | 0         | 0      |

# SANTANA

## Fixed Dining Table

841230

Fixed Top Dining Table



- Wood or Ceramic Top
- Metal Foot in LF Finish with LM or BX Application
- Table Top Frame in LF Finish, except LF-018

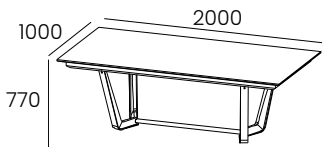
**W:70 7/8" H:30 3/8" D:39 3/8"**

| kg    | m3    | vol | eco            |
|-------|-------|-----|----------------|
| BX 81 | 0.650 | 4   | BX 01019010290 |
| CM 90 |       |     | CM 01019080290 |

| INFO SHEET |           |        |        |
|------------|-----------|--------|--------|
| Foot       | Table Top |        |        |
|            | BX        | CM-S01 | CM-S03 |
| LF / BX    | 0         | 0      |        |
| LF / LM    |           |        |        |

841231

Fixed Top Dining Table



- Wood or Ceramic Top
- Metal Foot in LF Finish with LM or BX Application
- Table Top Frame in LF Finish, except LF-018

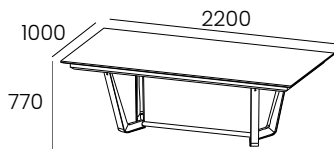
**W:78 3/4" H:30 3/8" D:39 3/8"**

| kg    | m3    | vol | eco            |
|-------|-------|-----|----------------|
| BX 86 | 0.684 | 4   | BX 01019010290 |
| CM 96 |       |     | CM 01019080290 |

| INFO SHEET |           |        |        |
|------------|-----------|--------|--------|
| Foot       | Table Top |        |        |
|            | BX        | CM-S01 | CM-S03 |
| LF / BX    | 0         | 0      |        |
| LF / LM    |           |        |        |

841232

Fixed Top Dining Table



- Wood or Ceramic Top
- Metal Foot in LF Finish with LM or BX Application
- Table Top Frame in LF Finish, except LF-018

**W:86 5/8" H:30 3/8" D:39 3/8"**

| kg     | m3    | vol | eco            |
|--------|-------|-----|----------------|
| BX 91  | 0.719 | 4   | BX 01019010290 |
| CM 102 |       |     | CM 01019080300 |

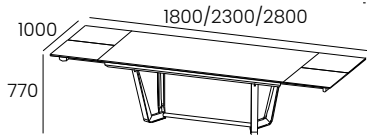
| INFO SHEET |           |        |        |
|------------|-----------|--------|--------|
| Foot       | Table Top |        |        |
|            | BX        | CM-S01 | CM-S03 |
| LF / BX    | 0         | 0      |        |
| LF / LM    |           |        |        |

# SANTANA

## Extension Dining Table

841238

### Extension Top Dining Table



**W:70 7/8" H:30 3/8" D:39 3/8"**

kg m3 vol eco

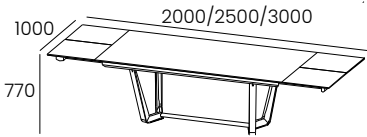
BX 121 0.718 4 BX 01019010300  
CM 135 CM 01019080300

- Wood or Ceramic Top
- 2 Extension of 19 5/8" at each end of the Table
- Metal Foot in LF Finish with LM or BX Application
- Table Top Frame in LF Finish, except LF-018
- When the Table Top is Ceramic the Extension is always Ceramic

| INFO SHEET |           |        |        |
|------------|-----------|--------|--------|
| Foot       | Table Top |        |        |
|            | BX        | CM-S01 | CM-S03 |
| LF / BX    | 0         | 0      |        |
| LF / LM    |           |        |        |

841235

### Extension Top Dining Table



**W:78 3/4" H:30 3/8" D:39 3/8"**

kg m3 vol eco

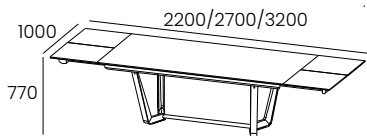
BX 126 0.760 4 BX 01019010300  
CM 141 CM 01019080300

- Wood or Ceramic Top
- 2 Extension of 19 5/8" at each end of the Table
- Metal Foot in LF Finish with LM or BX Application
- Table Top Frame in LF Finish, except LF-018
- When the Table Top is Ceramic the Extension is always Ceramic

| INFO SHEET |           |        |        |
|------------|-----------|--------|--------|
| Foot       | Table Top |        |        |
|            | BX        | CM-S01 | CM-S03 |
| LF / BX    | 0         | 0      |        |
| LF / LM    |           |        |        |

841240

### Extension Top Dining Table



**W:86 5/8" H:30 3/8" D:39 3/8"**

kg m3 vol eco

BX 131 0.802 4 BX 01019010300  
CM 147 CM 01019080300

- Wood or Ceramic Top
- 2 Extension of 19 5/8" at each end of the Table
- Metal Foot in LF Finish with LM or BX Application
- Table Top Frame in LF Finish, except LF-018
- When the Table Top is Ceramic the Extension is always Ceramic

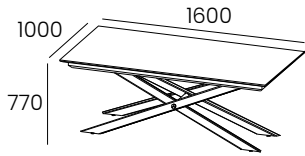
| INFO SHEET |           |        |        |
|------------|-----------|--------|--------|
| Foot       | Table Top |        |        |
|            | BX        | CM-S01 | CM-S03 |
| LF / BX    | 0         | -      | 0      |
| LF / LM    |           |        |        |

# TAIGA

## Fixed Dining Table

831233

Fixed Top Dining Table



- Wooden or Ceramic Top
- Metal Foot Finish BX and LF or LF
- Table Top Frame in LF Finish

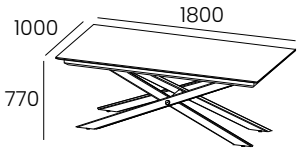
W:63" H:30 3/8" D:39 3/8"

| kg    | m3    | vol | eco            |
|-------|-------|-----|----------------|
| BX 72 |       |     | BX 01019010290 |
| CM 82 | 1.189 | 3   | CM 01019080290 |

| INFO SHEET |           |        |        |
|------------|-----------|--------|--------|
| Foot       | Table Top |        |        |
|            | BX        | CM-S01 | CM-S03 |
| LF         | 0         | 0      |        |
| BX and LF  |           |        |        |

831230

Fixed Top Dining Table



- Wooden or Ceramic Top
- Metal Foot Finish BX and LF or LF
- Table Top Frame in LF Finish

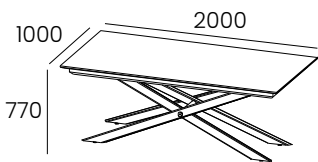
W:70 7/8" H:30 3/8" D:39 3/8"

| kg    | m3    | vol | eco            |
|-------|-------|-----|----------------|
| BX 77 |       |     | BX 01019010290 |
| CM 88 | 1.224 | 3   | CM 01019080290 |

| INFO SHEET |           |        |        |
|------------|-----------|--------|--------|
| Foot       | Table Top |        |        |
|            | BX        | CM-S01 | CM-S03 |
| LF         | 0         | 0      |        |
| BX and LF  |           |        |        |

831231

Fixed Top Dining Table



- Wooden or Ceramic Top
- Metal Foot Finish BX and LF or LF
- Table Top Frame in LF Finish

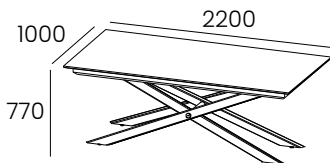
W:78 3/4" H:30 3/8" D:39 3/8"

| kg    | m3    | vol | eco            |
|-------|-------|-----|----------------|
| BX 82 |       |     | BX 01019010290 |
| CM 95 | 1.544 | 3   | CM 01019080290 |

| INFO SHEET |           |        |        |
|------------|-----------|--------|--------|
| Foot       | Table Top |        |        |
|            | BX        | CM-S01 | CM-S03 |
| LF         | 0         | 0      |        |
| BX and LF  |           |        |        |

831232

Fixed Top Dining Table



- Wooden or Ceramic Top
- Metal Foot Finish BX and LF or LF
- Table Top Frame in LF Finish

W:86 5/8" H:30 3/8" D:39 3/8"

| kg     | m3    | vol | eco            |
|--------|-------|-----|----------------|
| BX 87  |       |     | BX 01019010290 |
| CM 101 | 1.579 | 3   | CM 01019080300 |

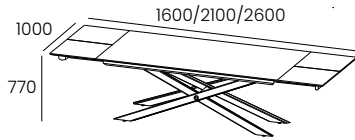
| INFO SHEET |           |        |        |
|------------|-----------|--------|--------|
| Foot       | Table Top |        |        |
|            | BX        | CM-S01 | CM-S03 |
| LF         | 0         | 0      |        |
| BX and LF  |           |        |        |

# TAIGA

## Extension Dining Table

831237

Extension Top Dining Table



**W:63" H:30 3/8" D:39 3/8"**

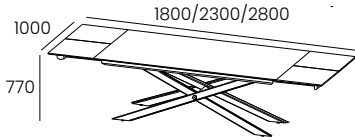
- Wooden or Ceramic Top
- 2 Extension of 19 5/8"
- Metal Foot Finish BX and LF or LF
- Table Top Frame in LF Finish
- When the Table Top is Ceramic the Extension is always Ceramic

| kg     | m3    | vol | eco            |
|--------|-------|-----|----------------|
| BX 113 |       |     | BX 01019010300 |
| CM 129 | 1.251 | 3   | CM 01019080300 |

| INFO SHEET |           |        |        |
|------------|-----------|--------|--------|
| Foot       | Table Top |        |        |
|            | BX        | CM-S01 | CM-S03 |
| LF         |           |        |        |
| BX or LF   | 0         |        | 0      |

831234

Extension Top Dining Table



**W:70 7/8" H:30 3/8" D:39 3/8"**

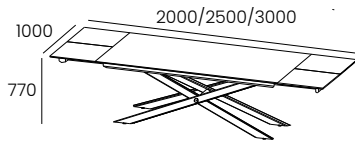
- Wooden or Ceramic Top
- 2 Extension of 19 5/8"
- Metal Foot Finish BX and LF or LF
- Table Top Frame in LF Finish
- When the Table Top is Ceramic the Extension is always Ceramic

| kg     | m3    | vol | eco            |
|--------|-------|-----|----------------|
| BX 118 |       |     | BX 01019010300 |
| CM 135 | 1.292 | 3   | CM 01019080300 |

| INFO SHEET |           |        |        |
|------------|-----------|--------|--------|
| Foot       | Table Top |        |        |
|            | BX        | CM-S01 | CM-S03 |
| LF         |           |        |        |
| BX or LF   | 0         |        | 0      |

831235

Extension Top Dining Table



**W:78 3/4" H:30 3/8" D:39 3/8"**

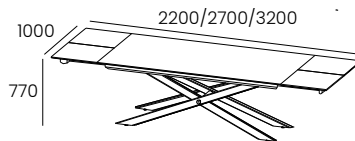
- Wooden or Ceramic Top
- 2 Extension of 19 5/8"
- Metal Foot Finish BX and LF or LF
- Table Top Frame in LF Finish
- When the Table Top is Ceramic the Extension is always Ceramic

| kg     | m3    | vol | eco            |
|--------|-------|-----|----------------|
| BX 123 |       |     | BX 01019010300 |
| CM 141 | 1.620 | 3   | CM 01019080300 |

| INFO SHEET |           |        |        |
|------------|-----------|--------|--------|
| Foot       | Table Top |        |        |
|            | BX        | CM-S01 | CM-S03 |
| LF         |           |        |        |
| BX or LF   | 0         |        | 0      |

831236

Extension Top Dining Table



**W:86 5/8" H:30 3/8" D:39 3/8"**

- Wooden or Ceramic Top
- 2 Extension of 19 5/8"
- Metal Foot Finish BX and LF or LF
- Table Top Frame in LF Finish
- When the Table Top is Ceramic the Extension is always Ceramic

| kg     | m3    | vol | eco            |
|--------|-------|-----|----------------|
| BX 128 |       |     | BX 01019010300 |
| CM 147 | 1.661 | 3   | CM 01019080300 |

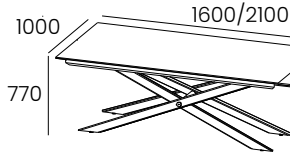
| INFO SHEET |           |        |        |
|------------|-----------|--------|--------|
| Foot       | Table Top |        |        |
|            | BX        | CM-S01 | CM-S03 |
| LF         |           |        |        |
| BX or LF   | 0         | -      | 0      |

# TAIGA

## Extension Dining Table

831241

Extension Top Dining Table



- Wooden or Ceramic Top
- 1 Extension of 19 5/8"
- Metal Foot Finish BX and LF or LF
- Table Top Frame in LF Finish
- When the Table Top is Ceramic the Extension is always Ceramic

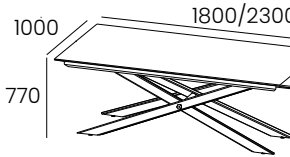
**W:63" H:30 3/8" D:39 3/8"**

| kg     | m3    | vol | eco            |
|--------|-------|-----|----------------|
| BX 93  |       |     | BX 01019010290 |
| CM 106 | 1.251 | 3   | CM 01019080300 |

| INFO SHEET |           |        |        |
|------------|-----------|--------|--------|
| Foot       | Table Top |        |        |
|            | BX        | CM-S01 | CM-S03 |
| LF         | 0         | 0      |        |
| BX or LF   |           |        |        |

831238

Extension Top Dining Table



- Wooden or Ceramic Top
- 1 Extension of 19 5/8"
- Metal Foot Finish BX and LF or LF
- Table Top Frame in LF Finish
- When the Table Top is Ceramic the Extension is always Ceramic

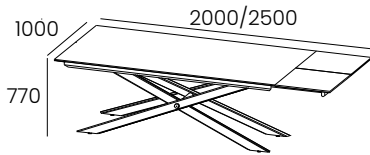
**W:70 7/8" H:30 3/8" D:39 3/8"**

| kg     | m3    | vol | eco            |
|--------|-------|-----|----------------|
| BX 98  |       |     | BX 01019010290 |
| CM 112 | 1.292 | 3   | CM 01019080300 |

| INFO SHEET |           |        |        |
|------------|-----------|--------|--------|
| Foot       | Table Top |        |        |
|            | BX        | CM-S01 | CM-S03 |
| LF         | 0         | 0      |        |
| BX or LF   |           |        |        |

831239

Extension Top Dining Table



- Wooden or Ceramic Top
- 1 Extension of 19 5/8"
- Metal Foot Finish BX and LF or LF
- Table Top Frame in LF Finish
- When the Table Top is Ceramic the Extension is always Ceramic

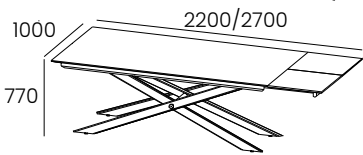
**W:78 3/4" H:30 3/8" D:39 3/8"**

| kg     | m3    | vol | eco            |
|--------|-------|-----|----------------|
| BX 103 |       |     | BX 01019010300 |
| CM 118 | 1.620 | 3   | CM 01019080300 |

| INFO SHEET |           |        |        |
|------------|-----------|--------|--------|
| Foot       | Table Top |        |        |
|            | BX        | CM-S01 | CM-S03 |
| LF         | 0         | 0      |        |
| BX or LF   |           |        |        |

831240

Extension Top Dining Table



- Wooden or Ceramic Top
- 1 Extension of 19 5/8"
- Metal Foot Finish BX and LF or LF
- Table Top Frame in LF Finish
- When the Table Top is Ceramic the Extension is always Ceramic

**W:86 5/8" H:30 3/8" D:39 3/8"**

| kg     | m3    | vol | eco            |
|--------|-------|-----|----------------|
| BX 108 |       |     | BX 01019010300 |
| CM 124 | 1.661 | 3   | CM 01019080300 |

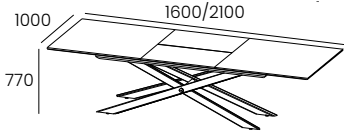
| INFO SHEET |           |        |        |
|------------|-----------|--------|--------|
| Foot       | Table Top |        |        |
|            | BX        | CM-S01 | CM-S03 |
| LF         | 0         | 0      |        |
| BX or LF   |           |        |        |

# TAIGA

## Extension Dining Table

831245

Extension Top Dining Table



- Wooden or Ceramic Top
- 1 Extension of 19 5/8"
- Metal Foot Finish BX and LF or LF
- Table Top Frame in LF Finish
- When the Table Top is Ceramic the Extension is always Ceramic

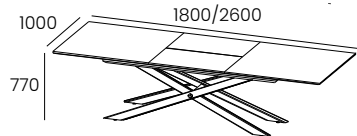
**W:63" H:30 3/8" D:39 3/8"**

| kg     | m3    | vol | eco            |
|--------|-------|-----|----------------|
| BX 99  |       |     | BX 01019010290 |
| CM 112 | 1.251 | 3   | CM 01019080300 |

| INFO SHEET |           |        |        |
|------------|-----------|--------|--------|
| Foot       | Table Top |        |        |
|            | BX        | CM-S01 | CM-S03 |
| LF         | 0         | 0      | 0      |
| BX or LF   |           |        |        |

831242

Extension Top Dining Table



- Wooden or Ceramic Top
- 1 Extension of 31 1/2"
- Metal Foot Finish BX and LF or LF
- Table Top Frame in LF Finish
- When the Table Top is Ceramic the Extension is always Ceramic

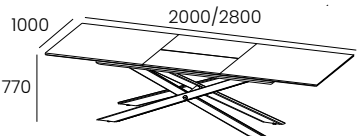
**W:70 7/8" H:30 3/8" D:39 3/8"**

| kg     | m3    | vol | eco            |
|--------|-------|-----|----------------|
| BX 111 |       |     | BX 01019010300 |
| CM 127 | 1.292 | 3   | CM 01019080300 |

| INFO SHEET |           |        |        |
|------------|-----------|--------|--------|
| Foot       | Table Top |        |        |
|            | BX        | CM-S01 | CM-S03 |
| LF         | 0         | 0      | 0      |
| BX or LF   |           |        |        |

831243

Extension Top Dining Table



- Wooden or Ceramic Top
- 1 Extension of 31 1/2"
- Metal Foot Finish BX and LF or LF
- Table Top Frame in LF Finish
- When the Table Top is Ceramic the Extension is always Ceramic

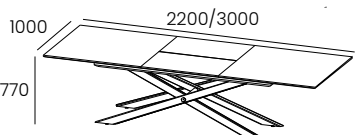
**W:78 3/4" H:30 3/8" D:39 3/8"**

| kg     | m3    | vol | eco            |
|--------|-------|-----|----------------|
| BX 115 |       |     | BX 01019010300 |
| CM 133 | 1.620 | 3   | CM 01019080300 |

| INFO SHEET |           |        |        |
|------------|-----------|--------|--------|
| Foot       | Table Top |        |        |
|            | BX        | CM-S01 | CM-S03 |
| LF         | 0         | 0      | 0      |
| BX or LF   |           |        |        |

831244

Extension Top Dining Table



- Wooden or Ceramic Top
- 1 Extension of 31 1/2"
- Metal Foot Finish BX and LF or LF
- Table Top Frame in LF Finish
- When the Table Top is Ceramic the Extension is always Ceramic

**W:86 5/8" H:30 3/8" D:39 3/8"**

| kg     | m3    | vol | eco            |
|--------|-------|-----|----------------|
| BX 120 |       |     | BX 01019010300 |
| CM 139 | 1.661 | 3   | CM 01019080300 |

| INFO SHEET |           |        |        |
|------------|-----------|--------|--------|
| Foot       | Table Top |        |        |
|            | BX        | CM-S01 | CM-S03 |
| LF         | 0         | 0      | 0      |
| BX or LF   |           |        |        |

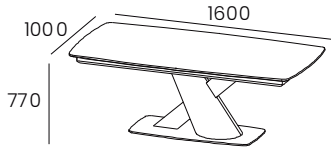


# WIND

## Fixed Dining Table

**711241**

**Fixed Top Dining Table**



**W:63" H:30 3/8" D:39 3/8"**

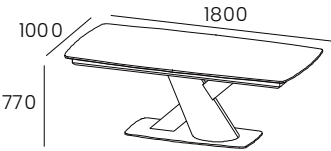
| kg     | m3    | vol | eco            |
|--------|-------|-----|----------------|
| BX 132 |       |     | BX 01019010300 |
| CM 142 | 0.710 | 3   | CM 01019080300 |

- Table Top in Wood or Ceramic
- Table surround in BX or LF Finish depending on the Ceramic Finish
- Foot and base in LF Finish, except LF-018 and BX, LM, LB or LBM.

| INFO SHEET |           |        |        |
|------------|-----------|--------|--------|
| Foot       | Table Top |        |        |
|            | BX        | CM-S01 | CM-S03 |
| BX/LM      | 0         | 0      |        |
| LB         | 0         | 0      |        |
| LBM        | 0         | 0      |        |

**711242**

**Fixed Top Dining Table**



**W:70 7/8" H:30 3/8" D:39 3/8"**

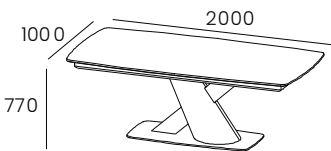
| kg     | m3    | vol | eco            |
|--------|-------|-----|----------------|
| BX 137 |       |     | BX 01019010300 |
| CM 148 | 0.710 | 3   | CM 01019080300 |

- Table Top in Wood or Ceramic
- Table surround in BX or LF Finish depending on the Ceramic Finish
- Foot and base in LF Finish, except LF-018 and BX, LM, LB or LBM.

| INFO SHEET |           |        |        |
|------------|-----------|--------|--------|
| Foot       | Table Top |        |        |
|            | BX        | CM-S01 | CM-S03 |
| BX/LM      | 0         | 0      |        |
| LB         | 0         | 0      |        |
| LBM        | 0         | 0      |        |

**711243**

**Fixed Top Dining Table**



**W:78 3/4" H:30 3/8" D:39 3/8"**

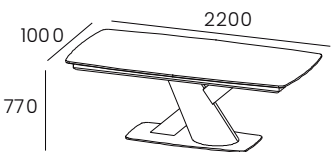
| kg     | m3    | vol | eco            |
|--------|-------|-----|----------------|
| BX 141 |       |     | BX 01019010300 |
| CM 153 | 0.774 | 3   | CM 01019080310 |

- Table Top in Wood or Ceramic
- Table surround in BX or LF Finish depending on the Ceramic Finish
- Foot and base in LF Finish, except LF-018 and BX, LM, LB or LBM.

| INFO SHEET |           |        |        |
|------------|-----------|--------|--------|
| Foot       | Table Top |        |        |
|            | BX        | CM-S01 | CM-S03 |
| BX/LM      | 0         | 0      |        |
| LB         | 0         | 0      |        |
| LBM        | 0         | 0      |        |

**711244**

**Fixed Top Dining Table**



**W:86 5/8" H:30 3/8" D:39 3/8"**

| kg     | m3    | vol | eco            |
|--------|-------|-----|----------------|
| BX 145 |       |     | BX 01019010300 |
| CM 160 | 0.805 | 3   | CM 01019080310 |

- Table Top in Wood or Ceramic
- Table surround in BX or LF Finish depending on the Ceramic Finish
- Foot and base in LF Finish, except LF-018 and BX, LM, LB or LBM.

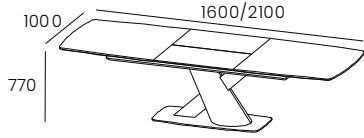
| INFO SHEET |           |        |        |
|------------|-----------|--------|--------|
| Foot       | Table Top |        |        |
|            | BX        | CM-S01 | CM-S03 |
| BX/LM      | 0         | 0      |        |
| LB         | 0         | 0      |        |
| LBM        | 0         | 0      |        |

# WIND

## Extension Dining Table

**711231**

### Extension Top Dining Table



**W:63" H:30 3/8" D:39 3/8"**

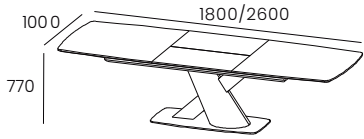
|        |       |     |                |
|--------|-------|-----|----------------|
| kg     | m3    | vol | eco            |
| BX 159 |       |     | BX 01019010310 |
| CM 174 | 0.710 | 3   | CM 01019080310 |

- Table Top in Wood or Ceramic
- 1 Extension of 19 5/8"
- Table surround in BX or LF Finish depending on the Ceramic Finish
- Foot and base in LF Finish, except LF-018 and BX, LM, LB or LBM.
- When the Table Top is in Ceramic, the Extension is always in Ceramic

| INFO SHEET |           |        |        |
|------------|-----------|--------|--------|
| Foot       | Table Top |        |        |
|            | BX        | CM-S01 | CM-S03 |
| BX/LM      | 0         | 0      |        |
| LB         | 0         | 0      |        |
| LBM        | 0         | 0      |        |

**711232**

### Extension Top Dining Table



**W:70 7/8" H:30 3/8" D:39 3/8"**

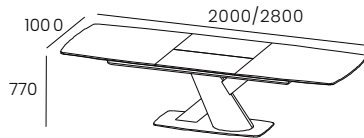
|        |       |     |                |
|--------|-------|-----|----------------|
| kg     | m3    | vol | eco            |
| BX 164 |       |     | BX 01019010310 |
| CM 180 | 0.742 | 3   | CM 01019080310 |

- Table Top in Wood or Ceramic
- 1 Extension of 31 1/2"
- Table surround in BX or LF Finish depending on the Ceramic Finish
- Foot and base in LF Finish, except LF-018 and BX, LM, LB or LBM.
- When the Table Top is in Ceramic, the Extension is always in Ceramic

| INFO SHEET |           |        |        |
|------------|-----------|--------|--------|
| Foot       | Table Top |        |        |
|            | BX        | CM-S01 | CM-S03 |
| BX/LM      | 0         | 0      |        |
| LB         | 0         | 0      |        |
| LBM        | 0         | 0      |        |

**711233**

### Extension Top Dining Table



**W:78 3/4" H:30 3/8" D:39 3/8"**

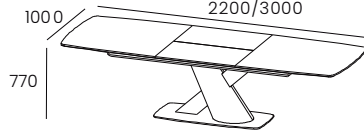
|        |       |     |                |
|--------|-------|-----|----------------|
| kg     | m3    | vol | eco            |
| BX 168 |       |     | BX 01019010310 |
| CM 186 | 0.774 | 3   | CM 01019080310 |

- Table Top in Wood or Ceramic
- 1 Extension of 31 1/2"
- Table surround in BX or LF Finish depending on the Ceramic Finish
- Foot and base in LF Finish, except LF-018 and BX, LM, LB or LBM.
- When the Table Top is in Ceramic, the Extension is always in Ceramic

| INFO SHEET |           |        |        |
|------------|-----------|--------|--------|
| Foot       | Table Top |        |        |
|            | BX        | CM-S01 | CM-S03 |
| BX/LM      | 0         | 0      |        |
| LB         | 0         | 0      |        |
| LBM        | 0         | 0      |        |

**711234**

### Extension Top Dining Table



**W:86 5/8" H:30 3/8" D:39 3/8"**

|        |       |     |                |
|--------|-------|-----|----------------|
| kg     | m3    | vol | eco            |
| BX 173 |       |     | BX 01019010310 |
| CM 191 | 0.805 | 3   | CM 01019080310 |

- Table Top in Wood or Ceramic
- 1 Extension of 31 1/2"
- Table surround in BX or LF Finish depending on the Ceramic Finish
- Foot and base in LF Finish, except LF-018 and BX, LM, LB or LBM.
- When the Table Top is in Ceramic, the Extension is always in Ceramic

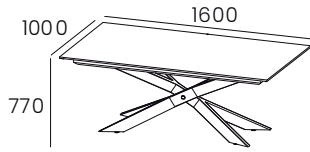
| INFO SHEET |           |        |        |
|------------|-----------|--------|--------|
| Foot       | Table Top |        |        |
|            | BX        | CM-S01 | CM-S03 |
| BX/LM      | 0         | 0      |        |
| LB         | 0         | 0      |        |
| LBM        | 0         | 0      |        |

# CARAT

## Fixed Dining Table

771233

Fixed Top Dining Table



**W:63" H:30 3/8" D:39 3/8"**

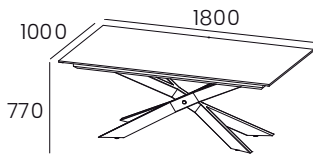
| kg     | m3   | vol | eco            |
|--------|------|-----|----------------|
| BX 97  | 0.80 | 3   | BX 01019010290 |
| CM 111 |      |     | CM 01019080300 |

- Wood or Ceramic Top
- Foot in Metal always in LF Finish
- Table Top Frame in LF Finish, except LF-018

| INFO SHEET |     |        |        |
|------------|-----|--------|--------|
| Foot       | Top |        |        |
|            | BX  | CM-S01 | CM-S03 |
| LF         | 0   | 0      |        |

771230

Fixed Top Dining Table



**W:70 7/8" H:30 3/8" D:39 3/8"**

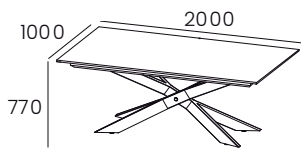
| kg     | m3   | vol | eco            |
|--------|------|-----|----------------|
| BX 101 | 0.83 | 3   | BX 01019010300 |
| CM 113 |      |     | CM 01019080300 |

- Wood or Ceramic Top
- Foot in Metal always in LF Finish
- Table Top Frame in LF Finish, except LF-018

| INFO SHEET |     |        |        |
|------------|-----|--------|--------|
| Foot       | Top |        |        |
|            | BX  | CM-S01 | CM-S03 |
| LF         | 0   | 0      |        |

771231

Fixed Top Dining Table



**W:78 3/4" H:30 3/8" D:39 3/8"**

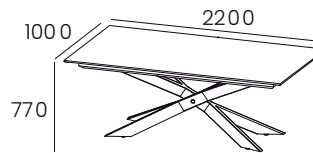
| kg     | m3   | vol | eco            |
|--------|------|-----|----------------|
| BX 107 | 0.86 | 3   | BX 01019010300 |
| CM 120 |      |     | CM 01019080300 |

- Wood or Ceramic Top
- Foot in Metal always in LF Finish
- Table Top Frame in LF Finish, except LF-018

| INFO SHEET |     |        |        |
|------------|-----|--------|--------|
| Foot       | Top |        |        |
|            | BX  | CM-S01 | CM-S03 |
| LF         | 0   | 0      |        |

771232

Fixed Top Dining Table



**W:86 5/8" H:30 3/8" D:39 3/8"**

| kg     | m3   | vol | eco            |
|--------|------|-----|----------------|
| BX 113 | 0.89 | 3   | BX 01019010300 |
| CM 127 |      |     | CM 01019080300 |

- Wood or Ceramic Top
- Foot in Metal always in LF Finish
- Table Top Frame in LF Finish, except LF-018

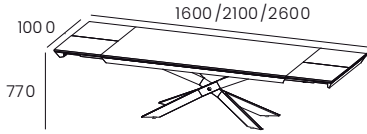
| INFO SHEET |     |        |        |
|------------|-----|--------|--------|
| Foot       | Top |        |        |
|            | BX  | CM-S01 | CM-S03 |
| LF         | 0   | 0      |        |

# CARAT

## Extension Dining Table

**771237**

### Extension Top Dining Table



**W:63" H:30 3/8" D:39 3/8"**

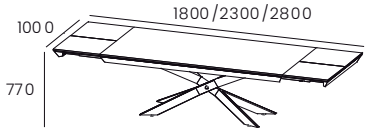
| kg     | m3   | vol | eco            |
|--------|------|-----|----------------|
| BX 127 |      |     | BX 01019010300 |
| CM 145 | 0.80 | 3   | CM 01019080300 |

- Wood or Ceramic Top
- 2 Extension of 19 5/8"
- Foot in Metal always in LF Finish
- Table Top Frame in LF Finish, except LF-018
- When the Table Top is in Ceramic, the Extension are always in Ceramic

| INFO SHEET |     |        |        |
|------------|-----|--------|--------|
| Foot       | Top |        |        |
|            | BX  | CM-S01 | CM-S03 |
| LF         | 0   | 0      |        |

**771234**

### Extension Top Dining Table



**W:70 7/8" H:30 3/8" D:39 3/8"**

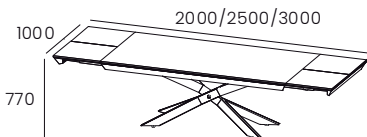
| kg     | m3   | vol | eco            |
|--------|------|-----|----------------|
| BX 132 |      |     | BX 01019010300 |
| CM 156 | 0.83 | 3   | CM 01019080310 |

- Wood or Ceramic Top
- 2 Extension of 19 5/8"
- Foot in Metal always in LF Finish
- Table Top Frame in LF Finish, except LF-018
- When the Table Top is in Ceramic, the Extension are always in Ceramic

| INFO SHEET |     |        |        |
|------------|-----|--------|--------|
| Foot       | Top |        |        |
|            | BX  | CM-S01 | CM-S03 |
| LF         | 0   | 0      |        |

**771235**

### Extension Top Dining Table



**W:78 3/4" H:30 3/8" D:39 3/8"**

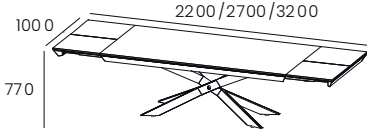
| kg     | m3   | vol | eco            |
|--------|------|-----|----------------|
| BX 137 |      |     | BX 01019010300 |
| CM 158 | 0.86 | 3   | CM 01019080310 |

- Wood or Ceramic Top
- 2 Extension of 19 5/8"
- Foot in Metal always in LF Finish
- Table Top Frame in LF Finish, except LF-018
- When the Table Top is in Ceramic, the Extension are always in Ceramic

| INFO SHEET |     |        |        |
|------------|-----|--------|--------|
| Foot       | Top |        |        |
|            | BX  | CM-S01 | CM-S03 |
| LF         | 0   | 0      |        |

**771236**

### Extension Top Dining Table



**W:86 5/8" H:30 3/8" D:39 3/8"**

| kg     | m3   | vol | eco            |
|--------|------|-----|----------------|
| BX 142 |      |     | BX 01019010300 |
| CM 165 | 0.89 | 3   | CM 01019080310 |

- Wood or Ceramic Top
- 2 Extension of 19 5/8"
- Foot in Metal always in LF Finish
- Table Top Frame in LF Finish, except LF-018
- When the Table Top is in Ceramic, the Extension are always in Ceramic

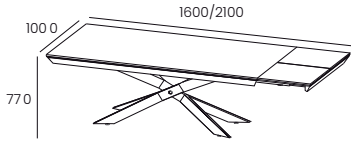
| INFO SHEET |     |        |        |
|------------|-----|--------|--------|
| Foot       | Top |        |        |
|            | BX  | CM-S01 | CM-S03 |
| LF         | 0   | -      | 0      |

# CARAT

## Extension Dining Table

**771241**

**Extension Top Dining Table**



- Wood or Ceramic Top
- 19 5/8" mm Extension
- Foot in Metal always in LF Finish
- Table Top Frame in LF Finish, except LF-018
- When the Table Top is in Ceramic, the Extension is always in Ceramic

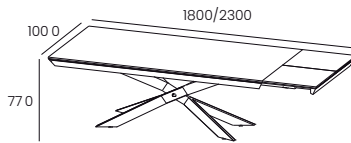
**W:63" H:30 3/8" D:39 3/8"**

| kg     | m3   | vol | eco            |
|--------|------|-----|----------------|
| BX 111 | 0.80 | 3   | BX 01019010300 |
| CM 126 |      |     | CM 01019080300 |

| INFO SHEET |     |        |        |
|------------|-----|--------|--------|
| Foot       | Top |        |        |
|            | BX  | CM-S01 | CM-S03 |
| LF         | 0   | 0      |        |

**771238**

**Extension Top Dining Table**



- Wood or Ceramic Top
- 19 5/8" mm Extension
- Foot in Metal always in LF Finish
- Table Top Frame in LF Finish, except LF-018
- When the Table Top is in Ceramic, the Extension is always in Ceramic

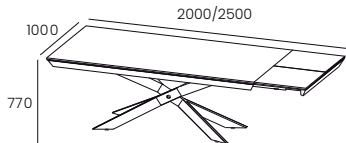
**W:70 7/8" H:30 3/8" D:39 3/8"**

| kg     | m3   | vol | eco            |
|--------|------|-----|----------------|
| BX 117 | 0.83 | 3   | BX 01019010300 |
| CM 133 |      |     | CM 01019080300 |

| INFO SHEET |     |        |        |
|------------|-----|--------|--------|
| Foot       | Top |        |        |
|            | BX  | CM-S01 | CM-S03 |
| LF         | 0   | 0      |        |

**771239**

**Extension Top Dining Table**



- Wood or Ceramic Top
- 19 5/8" mm Extension
- Foot in Metal always in LF Finish
- Table Top Frame in LF Finish, except LF-018
- When the Table Top is in Ceramic, the Extension is always in Ceramic

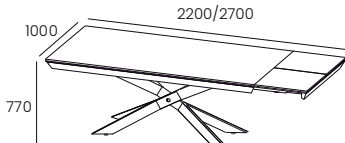
**W:78 3/4" H:30 3/8" D:39 3/8"**

| kg     | m3   | vol | eco            |
|--------|------|-----|----------------|
| BX 122 | 0.86 | 3   | BX 01019010300 |
| CM 139 |      |     | CM 01019080300 |

| INFO SHEET |     |        |        |
|------------|-----|--------|--------|
| Foot       | Top |        |        |
|            | BX  | CM-S01 | CM-S03 |
| LF         | 0   | 0      |        |

**771240**

**Extension Top Dining Table**



- Wood or Ceramic Top
- 19 5/8" mm Extension
- Foot in Metal always in LF Finish
- Table Top Frame in LF Finish, except LF-018
- When the Table Top is in Ceramic, the Extension is always in Ceramic

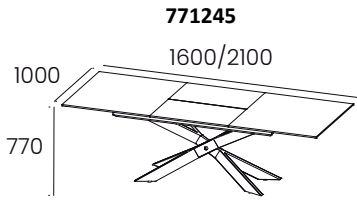
**W:86 5/8" H:30 3/8" D:39 3/8"**

| kg     | m3   | vol | eco            |
|--------|------|-----|----------------|
| BX 127 | 0.89 | 3   | BX 01019010300 |
| CM 146 |      |     | CM 01019080300 |

| INFO SHEET |     |        |        |
|------------|-----|--------|--------|
| Foot       | Top |        |        |
|            | BX  | CM-S01 | CM-S03 |
| LF         | 0   | 0      |        |

# CARAT

## Extension Dining Table



**771245**

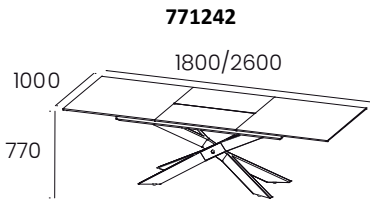
### Extension Top Dining Table

- Wood or Ceramic Top
- central 19 5/8" mm Extension
- Foot in Metal always in LF Finish
- Table Top Frame in LF Finish, except LF-018
- When the Table Top is in Ceramic, the Extension is always in Ceramic

**W:63" H:30 3/8" D:39 3/8"**

| kg     | m3   | vol | eco            |
|--------|------|-----|----------------|
| BX 108 | 0.80 | 3   | BX 01019010300 |
| CM 122 |      |     | CM 01019080300 |

| INFO SHEET |     |        |        |
|------------|-----|--------|--------|
| Foot       | Top |        |        |
|            | BX  | CM-S01 | CM-S03 |
| LF         | 0   | 0      |        |



**771242**

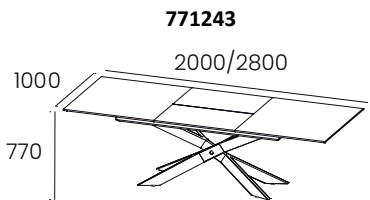
### Extension Top Dining Table

- Wood or Ceramic Top
- central 31 1/2" mm Extension
- Foot in Metal always in LF Finish
- Table Top Frame in LF Finish, except LF-018
- When the Table Top is in Ceramic, the Extension is always in Ceramic

**W:70 7/8" H:30 3/8" D:39 3/8"**

| kg     | m3   | vol | eco            |
|--------|------|-----|----------------|
| BX 119 | 0.80 | 3   | BX 01019010300 |
| CM 136 |      |     | CM 01019080300 |

| INFO SHEET |     |        |        |
|------------|-----|--------|--------|
| Foot       | Top |        |        |
|            | BX  | CM-S01 | CM-S03 |
| LF         | 0   | 0      |        |



**771243**

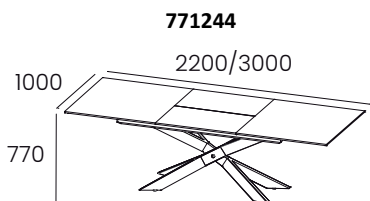
### Extension Top Dining Table

- Wood or Ceramic Top
- central 31 1/2" mm Extension
- Foot in Metal always in LF Finish
- Table Top Frame in LF Finish, except LF-018
- When the Table Top is in Ceramic, the Extension is always in Ceramic

**W:78 3/4" H:30 3/8" D:39 3/8"**

| kg     | m3   | vol | eco            |
|--------|------|-----|----------------|
| BX 124 | 0.86 | 3   | BX 01019010300 |
| CM 142 |      |     | CM 01019080300 |

| INFO SHEET |     |        |        |
|------------|-----|--------|--------|
| Foot       | Top |        |        |
|            | BX  | CM-S01 | CM-S03 |
| LF         | 0   | 0      |        |



**771244**

### Extension Top Dining Table

- Wood or Ceramic Top
- central 31 1/2" mm Extension
- Foot in Metal always in LF Finish
- Table Top Frame in LF Finish, except LF-018
- When the Table Top is in Ceramic, the Extension is always in Ceramic

**W:86 5/8" H:30 3/8" D:39 3/8"**

| kg     | m3   | vol | eco            |
|--------|------|-----|----------------|
| BX 128 | 0.89 | 3   | BX 01019010300 |
| CM 147 |      |     | CM 01019080300 |

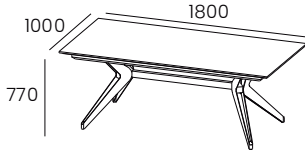
| INFO SHEET |     |        |        |
|------------|-----|--------|--------|
| Foot       | Top |        |        |
|            | BX  | CM-S01 | CM-S03 |
| LF         | 0   | 0      |        |

# IRIS

## Fixed Dining Table

621231

Fixed Top Dining Table



- Wood or Ceramic Top
- Metal Foot in LF Finish
- Table Belt in LF Finish

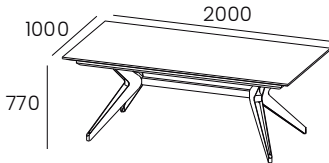
**W:70 7/8" H:30 3/8" D:39 3/8"**

| kg    | m3    | vol | eco            |
|-------|-------|-----|----------------|
| BX 81 |       |     | BX 01019010290 |
| CM 92 | 1.106 | 5   | CM 01019080290 |

| INFO SHEET |           |        |        |
|------------|-----------|--------|--------|
| Foot       | Table Top |        |        |
|            | BX        | CM-S01 | CM-S03 |
| LF         | 0         | 0      |        |

621232

Fixed Top Dining Table



- Wood or Ceramic Top
- Metal Foot in LF Finish
- Table Belt in LF Finish

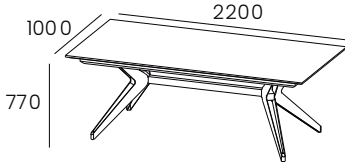
**W:78 3/4" H:30 3/8" D:39 3/8"**

| kg    | m3    | vol | eco            |
|-------|-------|-----|----------------|
| BX 86 |       |     | BX 01019010290 |
| CM 98 | 1.146 | 5   | CM 01019080290 |

| INFO SHEET |           |        |        |
|------------|-----------|--------|--------|
| Foot       | Table Top |        |        |
|            | BX        | CM-S01 | CM-S03 |
| LF         | 0         | 0      |        |

621233

Fixed Top Dining Table



- Wood or Ceramic Top
- Metal Foot in LF Finish
- Table Belt in LF Finish

**W:86 5/8" H:30 3/8" D:39 3/8"**

| kg     | m3    | vol | eco            |
|--------|-------|-----|----------------|
| BX 90  |       |     | BX 01019010290 |
| CM 102 | 1.544 | 5   | CM 01019080300 |

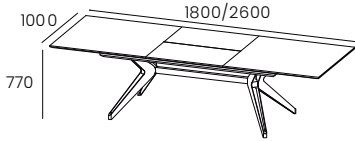
| INFO SHEET |           |        |        |
|------------|-----------|--------|--------|
| Foot       | Table Top |        |        |
|            | BX        | CM-S01 | CM-S03 |
| LF         | 0         | 0      |        |

# IRIS

## Extension Dining Table

621234

Extension Top Dining Table



- Wood or Ceramic Top
- 1 Extension of 31 1/2"
- Metal Foot in LF Finish
- Table Belt in LF Finish
- When the Table Top is Ceramic, the Extension is always Ceramic

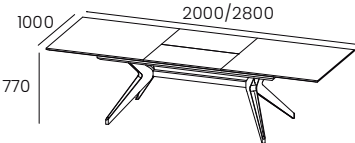
**W:70 7/8" H:30 3/8" D:39 3/8"**

| kg     | m3    | vol | eco            |
|--------|-------|-----|----------------|
| BX 105 |       |     | BX 01019010300 |
| CM 118 | 1.106 | 5   | CM 01019080300 |

| INFO SHEET |           |        |        |
|------------|-----------|--------|--------|
| Foot       | Table Top |        |        |
|            | BX        | CM-S01 | CM-S03 |
| LF         | 0         | 0      |        |

621235

Extension Top Dining Table



- Wood or Ceramic Top
- 1 Extension of 31 1/2"
- Metal Foot in LF Finish
- Table Belt in LF Finish
- When the Table Top is Ceramic, the Extension is always Ceramic

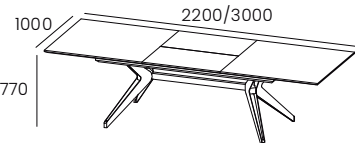
**W:78 3/4" H:30 3/8" D:39 3/8"**

| kg     | m3    | vol | eco            |
|--------|-------|-----|----------------|
| BX 109 |       |     | BX 01019010300 |
| CM 123 | 1.146 | 5   | CM 01019080300 |

| INFO SHEET |           |        |        |
|------------|-----------|--------|--------|
| Foot       | Table Top |        |        |
|            | BX        | CM-S01 | CM-S03 |
| LF         | 0         | 0      |        |

621236

Extension Top Dining Table



- Wood or Ceramic Top
- 1 Extension of 31 1/2"
- Metal Foot in LF Finish
- Table Belt in LF Finish
- When the Table Top is Ceramic, the Extension is always Ceramic

**W:86 5/8" H:30 3/8" D:39 3/8"**

| kg     | m3    | vol | eco            |
|--------|-------|-----|----------------|
| BX 113 |       |     | BX 01019010300 |
| CM 128 | 1.187 | 5   | CM 01019080300 |

| INFO SHEET |           |        |        |
|------------|-----------|--------|--------|
| Foot       | Table Top |        |        |
|            | BX        | CM-S01 | CM-S03 |
| LF         | 0         | 0      |        |

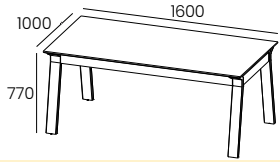


# BRISTOL

## Fixed Dining Table

801230

Fixed Top Dining Table



**W:63" H:30 3/8" D:39 3/8"**

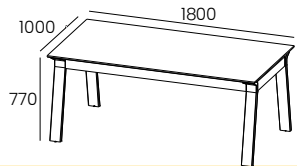
| kg    | m3    | vol | eco            |
|-------|-------|-----|----------------|
| BX 59 |       |     | BX 01019010280 |
| CM 72 | 0.486 | 3   | CM 01019080290 |

- Wood or Ceramic Top
- Metal Foot always in LF Finish
- Table Belt in BX Finish or LF, except LF-018

| INFO SHEET     |     |        |        |
|----------------|-----|--------|--------|
| Foot and Frame | Top |        |        |
|                | BX  | CM-S01 | CM-S03 |
| LF/BX          | 0   | 0      |        |

801231

Fixed Top Dining Table



**W:70 7/8" H:30 3/8" D:39 3/8"**

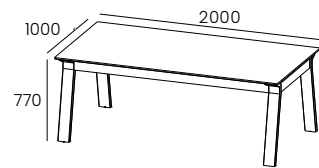
| kg    | m3    | vol | eco            |
|-------|-------|-----|----------------|
| BX 64 |       |     | BX 01019010290 |
| CM 79 | 0.526 | 3   | CM 01019080290 |

- Wood or Ceramic Top
- Metal Foot always in LF Finish
- Table Belt in BX Finish or LF, except LF-018

| INFO SHEET     |     |        |        |
|----------------|-----|--------|--------|
| Foot and Frame | Top |        |        |
|                | BX  | CM-S01 | CM-S03 |
| LF/BX          | 0   | 0      |        |

801232

Fixed Top Dining Table



**W:78 3/4" H:30 3/8" D:39 3/8"**

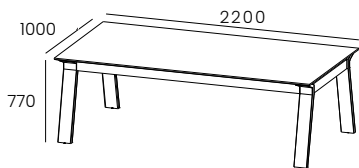
| kg    | m3    | vol | eco            |
|-------|-------|-----|----------------|
| BX 69 |       |     | BX 01019010290 |
| CM 85 | 0.566 | 3   | CM 01019080290 |

- Wood or Ceramic Top
- Metal Foot always in LF Finish
- Table Belt in BX Finish or LF, except LF-018

| INFO SHEET     |     |        |        |
|----------------|-----|--------|--------|
| Foot and Frame | Top |        |        |
|                | BX  | CM-S01 | CM-S03 |
| LF/BX          | 0   | 0      |        |

801233

Fixed Top Dining Table



**W:86 5/8" H:30 3/8" D:39 3/8"**

| kg    | m3    | vol | eco            |
|-------|-------|-----|----------------|
| BX 73 |       |     | BX 01019010290 |
| CM 91 | 0.606 | 3   | CM 01019080290 |

- Wood or Ceramic Top
- Metal Foot always in LF Finish
- Table Belt in BX Finish or LF, except LF-018

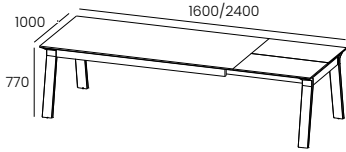
| INFO SHEET     |     |        |        |
|----------------|-----|--------|--------|
| Foot and Frame | Top |        |        |
|                | BX  | CM-S01 | CM-S03 |
| LF/BX          | 0   | 0      |        |

# BRISTOL

## Extension Dining Table

801234

### Extension Top Dining Table



**W:63" H:30 3/8" D:39 3/8"**

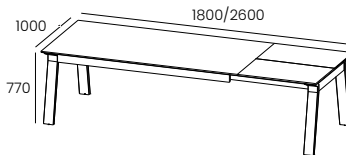
| kg     | m3    | vol | eco            |
|--------|-------|-----|----------------|
| BX 91  |       |     | BX 01019010290 |
| CM 111 | 0.486 | 3   | CM 01019080300 |

- Wood or Ceramic Top
- 1 Extension of 31 1/2"
- Metal Foot always in LF Finish
- Table Belt in BX Finish or LF, except LF-018
- When the Table Top is Ceramic, the Extension is always Ceramic

| INFO SHEET     |     |        |        |
|----------------|-----|--------|--------|
| Foot and Frame | Top |        |        |
|                | BX  | CM-S01 | CM-S03 |
| LF/BX          | 0   | 0      |        |

801235

### Extension Top Dining Table



**W:70 7/8" H:30 3/8" D:39 3/8"**

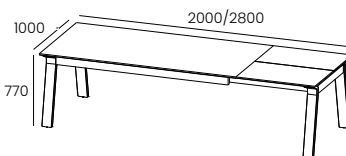
| kg     | m3    | vol | eco            |
|--------|-------|-----|----------------|
| BX 96  |       |     | BX 01019010290 |
| CM 117 | 0.526 | 3   | CM 01019080300 |

- Wood or Ceramic Top
- 1 Extension of 31 1/2"
- Metal Foot always in LF Finish
- Table Belt in BX Finish or LF, except LF-018
- When the Table Top is Ceramic, the Extension is always Ceramic

| INFO SHEET     |     |        |        |
|----------------|-----|--------|--------|
| Foot and Frame | Top |        |        |
|                | BX  | CM-S01 | CM-S03 |
| LF/BX          | 0   | 0      |        |

801236

### Extension Top Dining Table



**W:78 3/4" H:30 3/8" D:39 3/8"**

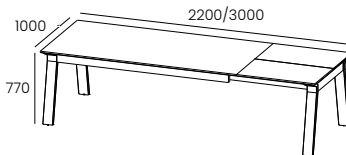
| kg     | m3    | vol | eco            |
|--------|-------|-----|----------------|
| BX 100 |       |     | BX 01019010290 |
| CM 123 | 0.566 | 3   | CM 01019080300 |

- Wood or Ceramic Top
- 1 Extension of 31 1/2"
- Metal Foot always in LF Finish
- Table Belt in BX Finish or LF, except LF-018
- When the Table Top is Ceramic, the Extension is always Ceramic

| INFO SHEET     |     |        |        |
|----------------|-----|--------|--------|
| Foot and Frame | Top |        |        |
|                | BX  | CM-S01 | CM-S03 |
| LF/BX          | 0   | 0      |        |

801237

### Extension Top Dining Table



**W:86 5/8" H:30 3/8" D:39 3/8"**

| kg     | m3    | vol | eco            |
|--------|-------|-----|----------------|
| BX 105 |       |     | BX 01019010290 |
| CM 129 | 0.606 | 3   | CM 01019080300 |

- Wood or Ceramic Top
- 1 Extension of 31 1/2"
- Metal Foot always in LF Finish
- Table Belt in BX Finish or LF, except LF-018
- When the Table Top is Ceramic, the Extension is always Ceramic

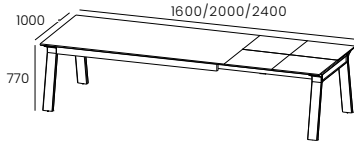
| INFO SHEET     |     |        |        |
|----------------|-----|--------|--------|
| Foot and Frame | Top |        |        |
|                | BX  | CM-S01 | CM-S03 |
| LF/BX          | 0   | 0      |        |

# BRISTOL

## Extension Dining Table

801238

Extension Top Dining Table



**W:63" H:30 3/8" D:39 3/8"**

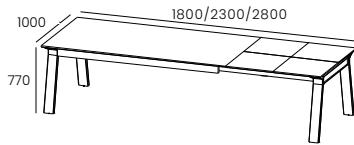
| kg     | m3    | vol | eco            |
|--------|-------|-----|----------------|
| BX 104 |       |     | BX 01019010300 |
| CM 123 | 0.486 | 3   | CM 01019080300 |

- Wood or Ceramic Top
- 2 Extension of 15 3/4"
- Metal Foot always in LF Finish
- Table Belt in BX Finish or LF, except LF-018
- When the Table Top is Ceramic, the Extension is always Ceramic

| INFO SHEET     |     |        |        |
|----------------|-----|--------|--------|
| Foot and Frame | Top |        |        |
|                | BX  | CM-S01 | CM-S03 |
| LF/BX          | 0   | 0      |        |

801239

Extension Top Dining Table



**W:70 7/8" H:30 3/8" D:39 3/8"**

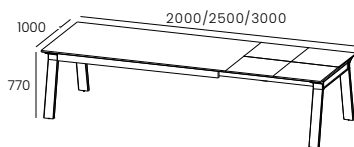
| kg     | m3    | vol | eco            |
|--------|-------|-----|----------------|
| BX 113 |       |     | BX 01019010300 |
| CM 136 | 0.526 | 3   | CM 01019080300 |

- Wood or Ceramic Top
- 2 Extension of 19 5/8"
- Metal Foot always in LF Finish
- Table Belt in BX Finish or LF, except LF-018
- When the Table Top is Ceramic, the Extension is always Ceramic

| INFO SHEET     |     |        |        |
|----------------|-----|--------|--------|
| Foot and Frame | Top |        |        |
|                | BX  | CM-S01 | CM-S03 |
| LF/BX          | 0   | 0      |        |

801240

Extension Top Dining Table



**W:78 3/4" H:30 3/8" D:39 3/8"**

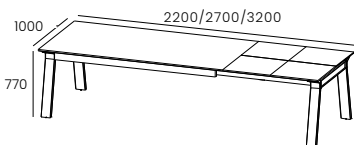
| kg     | m3    | vol | eco            |
|--------|-------|-----|----------------|
| BX 117 |       |     | BX 01019010300 |
| CM 142 | 0.566 | 3   | CM 01019080300 |

- Wood or Ceramic Top
- 2 Extension of 19 5/8"
- Metal Foot always in LF Finish
- Table Belt in BX Finish or LF, except LF-018
- When the Table Top is Ceramic, the Extension is always Ceramic

| INFO SHEET     |     |        |        |
|----------------|-----|--------|--------|
| Foot and Frame | Top |        |        |
|                | BX  | CM-S01 | CM-S03 |
| LF/BX          | 0   | 0      |        |

801241

Extension Top Dining Table



**W:86 5/8" H:30 3/8" D:39 3/8"**

| kg     | m3    | vol | eco            |
|--------|-------|-----|----------------|
| BX 122 |       |     | BX 01019010300 |
| CM 148 | 0.606 | 3   | CM 01019080300 |

- Wood or Ceramic Top
- 2 Extension of 19 5/8"
- Metal Foot always in LF Finish
- Table Belt in BX Finish or LF, except LF-018
- When the Table Top is Ceramic, the Extension is always Ceramic

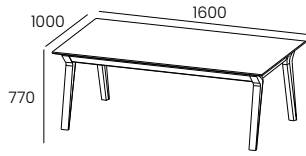
| INFO SHEET     |     |        |        |
|----------------|-----|--------|--------|
| Foot and Frame | Top |        |        |
|                | BX  | CM-S01 | CM-S03 |
| LF/BX          | 0   | -      | 0      |

# WEMBLEY

## Fixed Dining Table

851230

Fixed Top Dining Table



- Wooden or Ceramic Top
- Feet and Frames of the Wooden Structure in BX Finish or LF, except in LF-018.

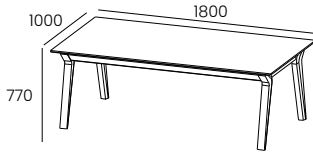
**W:63" H:30 3/8" D:39 3/8"**

| kg    | m3    | vol | eco            |
|-------|-------|-----|----------------|
| BX 76 |       |     | BX 01019010290 |
| CM 85 | 0.451 | 3   | CM 01019080290 |

| INFO SHEET |           |        |        |
|------------|-----------|--------|--------|
| Foot       | Table Top |        |        |
|            | BX        | CM-S01 | CM-S03 |
| BX         | 0         | 0      |        |
| LF         | 0         | 0      |        |

851231

Fixed Top Dining Table



- Wooden or Ceramic Top
- Feet and Frames of the Wooden Structure in BX Finish or LF, except in LF-018.

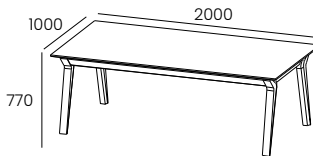
**W:70 7/8" H:30 3/8" D:39 3/8"**

| kg    | m3    | vol | eco            |
|-------|-------|-----|----------------|
| BX 82 |       |     | BX 01019010290 |
| CM 93 | 0.489 | 3   | CM 01019080290 |

| INFO SHEET |           |        |        |
|------------|-----------|--------|--------|
| Foot       | Table Top |        |        |
|            | BX        | CM-S01 | CM-S03 |
| BX         | 0         | 0      |        |
| LF         | 0         | 0      |        |

851232

Fixed Top Dining Table



- Wooden or Ceramic Top
- Feet and Frames of the Wooden Structure in BX Finish or LF, except in LF-018.

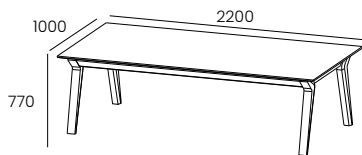
**W:78 3/4" H:30 3/8" D:39 3/8"**

| kg     | m3    | vol | eco            |
|--------|-------|-----|----------------|
| BX 89  |       |     | BX 01019010290 |
| CM 101 | 0.527 | 3   | CM 01019080300 |

| INFO SHEET |           |        |        |
|------------|-----------|--------|--------|
| Foot       | Table Top |        |        |
|            | BX        | CM-S01 | CM-S03 |
| BX         | 0         | 0      |        |
| LF         | 0         | 0      |        |

851233

Fixed Top Dining Table



- Wooden or Ceramic Top
- Feet and Frames of the Wooden Structure in BX Finish or LF, except in LF-018.

**W:86 5/8" H:30 3/8" D:39 3/8"**

| kg     | m3    | vol | eco            |
|--------|-------|-----|----------------|
| BX 96  |       |     | BX 01019010290 |
| CM 109 | 0.565 | 3   | CM 01019080300 |

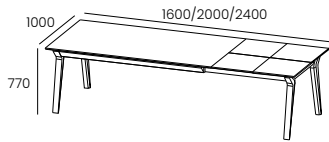
| INFO SHEET |           |        |        |
|------------|-----------|--------|--------|
| Foot       | Table Top |        |        |
|            | BX        | CM-S01 | CM-S03 |
| BX         | 0         | 0      |        |
| LF         | 0         | 0      |        |

# WEMBLEY

## Extension Dining Table

**851237**

**Extension Top Dining Table**



**W:63" H:30 3/8" D:39 3/8"**

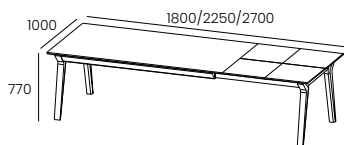
| kg     | m3    | vol | eco            |
|--------|-------|-----|----------------|
| BX 110 | 0.451 | 3   | BX 01019010300 |
| CM 122 |       |     | CM 01019080300 |

- Wooden or Ceramic Top
- 2 Extension of 19 5/8"
- Feet and Frames of the Wooden Structure in BX Finish or LF, except in LF-018.
- When the Table Top is in Ceramic the Extension is always in Ceramic.

| INFO SHEET |           |        |        |
|------------|-----------|--------|--------|
| Foot       | Table Top |        |        |
|            | BX        | CM-S01 | CM-S03 |
| BX         | 0         | 0      |        |
| LF         | 0         | 0      |        |

**851234**

**Extension Top Dining Table**



**W:70 7/8" H:30 3/8" D:39 3/8"**

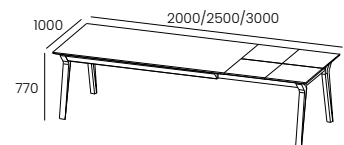
| kg     | m3    | vol | eco            |
|--------|-------|-----|----------------|
| BX 118 | 0.489 | 3   | BX 01019010300 |
| CM 134 |       |     | CM 01019080300 |

- Wooden or Ceramic Top
- 2 Extension of 19 5/8"
- Feet and Frames of the Wooden Structure in BX Finish or LF, except in LF-018.
- When the Table Top is in Ceramic the Extension is always in Ceramic.

| INFO SHEET |           |        |        |
|------------|-----------|--------|--------|
| Foot       | Table Top |        |        |
|            | BX        | CM-S01 | CM-S03 |
| BX         | 0         | 0      |        |
| LF         | 0         | 0      |        |

**851235**

**Extension Top Dining Table**



**W:78 3/4" H:30 3/8" D:39 3/8"**

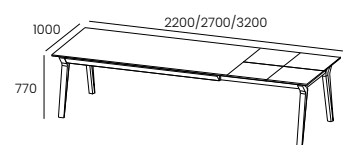
| kg     | m3    | vol | eco            |
|--------|-------|-----|----------------|
| BX 127 | 0.527 | 3   | BX 01019010300 |
| CM 145 |       |     | CM 01019080300 |

- Wooden or Ceramic Top
- 2 Extension of 19 5/8"
- Feet and Frames of the Wooden Structure in BX Finish or LF, except in LF-018.
- When the Table Top is in Ceramic the Extension is always in Ceramic.

| INFO SHEET |           |        |        |
|------------|-----------|--------|--------|
| Foot       | Table Top |        |        |
|            | BX        | CM-S01 | CM-S03 |
| BX         | 0         | 0      |        |
| LF         | 0         | 0      |        |

**851236**

**Extension Top Dining Table**



**W:86 5/8" H:30 3/8" D:39 3/8"**

| kg     | m3    | vol | eco            |
|--------|-------|-----|----------------|
| BX 133 | 0.565 | 3   | BX 01019010300 |
| CM 153 |       |     | CM 01019080310 |

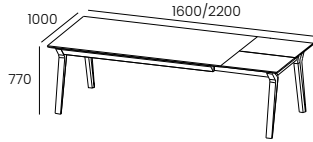
- Wooden or Ceramic Top
- 2 Extension of 19 5/8"
- Feet and Frames of the Wooden Structure in BX Finish or LF, except in LF-018.
- When the Table Top is in Ceramic the Extension is always in Ceramic.

| INFO SHEET |           |        |        |
|------------|-----------|--------|--------|
| Foot       | Table Top |        |        |
|            | BX        | CM-S01 | CM-S03 |
| BX         | 0         | -      | 0      |
| LF         | 0         | -      | 0      |

# WEMBLEY

## Extension Dining Table

**851241**



**W:63" H:30 3/8" D:39 3/8"**

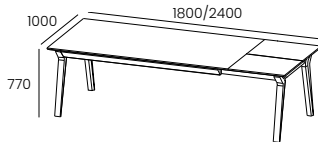
| kg     | m3    | vol | eco            |
|--------|-------|-----|----------------|
| BX 103 | 0.451 | 3   | BX 01019010300 |
| CM 116 |       |     | CM 01019080300 |

### Extension Top Dining Table

- Wooden or Ceramic Top
- 1 Extension of 23 5/8"
- Feet and Frames of the Wooden Structure in BX Finish and/or LF, except in LF-018.
- When the Table Top is in Ceramic the Extension is always in Ceramic.

| INFO SHEET |           |        |        |
|------------|-----------|--------|--------|
| Foot       | Table Top |        |        |
|            | BX        | CM-S01 | CM-S03 |
| BX         | 0         | 0      |        |
| LF         | 0         | 0      |        |

**851238**



**W:70 7/8" H:30 3/8" D:39 3/8"**

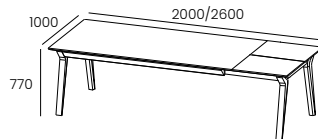
| kg     | m3    | vol | eco            |
|--------|-------|-----|----------------|
| BX 109 | 0.489 | 3   | BX 01019010300 |
| CM 124 |       |     | CM 01019080300 |

### Extension Top Dining Table

- Wooden or Ceramic Top
- 1 Extension of 23 5/8"
- Feet and Frames of the Wooden Structure in BX Finish and/or LF, except in LF-018.
- When the Table Top is in Ceramic the Extension is always in Ceramic.

| INFO SHEET |           |        |        |
|------------|-----------|--------|--------|
| Foot       | Table Top |        |        |
|            | BX        | CM-S01 | CM-S03 |
| BX         | 0         | 0      |        |
| LF         | 0         | 0      |        |

**851239**



**W:78 3/4" H:30 3/8" D:39 3/8"**

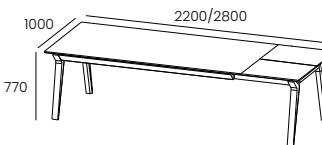
| kg     | m3    | vol | eco            |
|--------|-------|-----|----------------|
| BX 116 | 0.527 | 3   | BX 01019010300 |
| CM 132 |       |     | CM 01019080300 |

### Extension Top Dining Table

- Wooden or Ceramic Top
- 1 Extension of 23 5/8"
- Feet and Frames of the Wooden Structure in BX Finish and/or LF, except in LF-018.
- When the Table Top is in Ceramic the Extension is always in Ceramic.

| INFO SHEET |           |        |        |
|------------|-----------|--------|--------|
| Foot       | Table Top |        |        |
|            | BX        | CM-S01 | CM-S03 |
| BX         | 0         | 0      |        |
| LF         | 0         | 0      |        |

**851240**



**W:86 5/8" H:30 3/8" D:39 3/8"**

| kg     | m3    | vol | eco            |
|--------|-------|-----|----------------|
| BX 123 | 0.565 | 3   | BX 01019010300 |
| CM 140 |       |     | CM 01019080300 |

### Extension Top Dining Table

- Wooden or Ceramic Top
- 1 Extension of 23 5/8"
- Feet and Frames of the Wooden Structure in BX Finish and/or LF, except in LF-018.
- When the Table Top is in Ceramic the Extension is always in Ceramic.

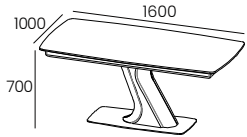
| INFO SHEET |           |        |        |
|------------|-----------|--------|--------|
| Foot       | Table Top |        |        |
|            | BX        | CM-S01 | CM-S03 |
| BX         | 0         | 0      |        |
| LF         | 0         | 0      |        |

# MIRAGE

## Fixed Dining Table

861233

Fixed Top Dining Table



- Wood or Ceramic Top
- Table Top Frame in LF Finish, except LF-018
- Foot and base in LF and LM or LB Finish

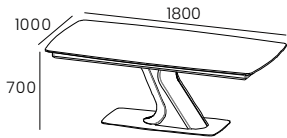
**W:63" H:30 3/8" D:39 3/8"**

| kg     | m3    | vol | eco            |
|--------|-------|-----|----------------|
| BX 162 | 0.845 | 3   | BX 01019010310 |
| CM 173 |       |     | CM 01019080310 |

| INFO SHEET |           |        |        |
|------------|-----------|--------|--------|
| Foot       | Table Top |        |        |
|            | BX        | CM-S01 | CM-S03 |
| LM         | 0         | 0      |        |
| LB         | 0         | 0      |        |

861230

Fixed Top Dining Table



- Wood or Ceramic Top
- Table Top Frame in LF Finish, except LF-018
- Foot and base in LF and LM or LB Finish

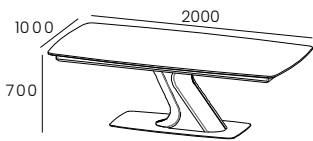
**W:70 7/8" H:30 3/8" D:39 3/8"**

| kg     | m3    | vol | eco            |
|--------|-------|-----|----------------|
| BX 166 | 0.877 | 3   | BX 01019010310 |
| CM 177 |       |     | CM 01019080310 |

| INFO SHEET |           |        |        |
|------------|-----------|--------|--------|
| Foot       | Table Top |        |        |
|            | BX        | CM-S01 | CM-S03 |
| LM         | 0         | 0      |        |
| LB         | 0         | 0      |        |

861231

Fixed Top Dining Table



- Wood or Ceramic Top
- Table Top Frame in LF Finish, except LF-018
- Foot and base in LF and LM or LB Finish

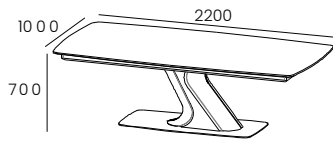
**W:78 3/4" H:30 3/8" D:39 3/8"**

| kg     | m3    | vol | eco            |
|--------|-------|-----|----------------|
| BX 171 | 0.908 | 3   | BX 01019010310 |
| CM 181 |       |     | CM 01019080310 |

| INFO SHEET |           |        |        |
|------------|-----------|--------|--------|
| Foot       | Table Top |        |        |
|            | BX        | CM-S01 | CM-S03 |
| LM         | 0         | 0      |        |
| LB         | 0         | 0      |        |

861232

Fixed Top Dining Table



- Wood or Ceramic Top
- Table Top Frame in LF Finish, except LF-018
- Foot and base in LF and LM or LB Finish

**W:86 5/8" H:30 3/8" D:39 3/8"**

| kg     | m3   | vol | eco            |
|--------|------|-----|----------------|
| BX 175 | 0.94 | 3   | BX 01019010310 |
| CM 185 |      |     | CM 01019080310 |

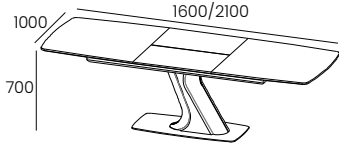
| INFO SHEET |           |        |        |
|------------|-----------|--------|--------|
| Foot       | Table Top |        |        |
|            | BX        | CM-S01 | CM-S03 |
| LM         | 0         | 0      |        |
| LB         | 0         | 0      |        |

# MIRAGE

## Extension Dining Table

861245

Extension Top Dining Table



**W:63" H:30 3/8" D:39 3/8"**

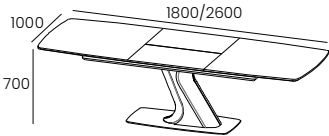
| kg     | m3    | vol | eco            |
|--------|-------|-----|----------------|
| BX 179 |       |     | BX 01019010310 |
| CM 194 | 0.845 | 3   | CM 01019080310 |

- Wood or Ceramic Top
- 1 Extension of 19 5/8"
- Table Top Frame in LF Finish, except LF-018
- leg and base in LF and LM or LB Finish
- When the Table Top is Ceramic, the Extension is always Ceramic

| INFO SHEET |           |        |        |
|------------|-----------|--------|--------|
| Foot       | Table Top |        |        |
|            | BX        | CM-S01 | CM-S03 |
| LM         | 0         | 0      |        |
| LB         | 0         | 0      |        |

861242

Extension Top Dining Table



**W:70 7/8" H:30 3/8" D:39 3/8"**

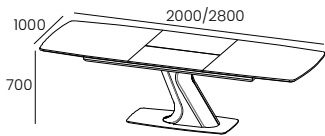
| kg     | m3    | vol | eco            |
|--------|-------|-----|----------------|
| BX 190 |       |     | BX 01019010310 |
| CM 209 | 0.877 | 3   | CM 01019080320 |

- Wood or Ceramic Top
- 1 Extension of 31 1/2"
- Table Top Frame in LF Finish, except LF-018
- Foot and base in LF and LM or LB Finish
- When the Table Top is Ceramic, the Extension is always Ceramic

| INFO SHEET |           |        |        |
|------------|-----------|--------|--------|
| Foot       | Table Top |        |        |
|            | BX        | CM-S01 | CM-S03 |
| LM         | 0         | 0      |        |
| LB         | 0         | 0      |        |

861243

Extension Top Dining Table



**W:78 3/4" H:30 3/8" D:39 3/8"**

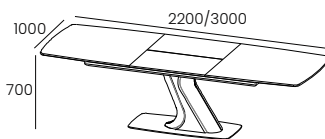
| kg     | m3    | vol | eco            |
|--------|-------|-----|----------------|
| BX 194 |       |     | BX 01019010310 |
| CM 215 | 0.908 | 3   | CM 01019010320 |

- Wood or Ceramic Top
- 1 Extension of 31 1/2"
- Table Top Frame in LF Finish, except LF-018
- Foot and base in LF and LM or LB Finish
- When the Table Top is Ceramic, the Extension is always Ceramic

| INFO SHEET |           |        |        |
|------------|-----------|--------|--------|
| Foot       | Table Top |        |        |
|            | BX        | CM-S01 | CM-S03 |
| LM         | 0         | 0      |        |
| LB         | 0         | 0      |        |

861244

Extension Top Dining Table



**W:86 5/8" H:30 3/8" D:39 3/8"**

| kg     | m3   | vol | eco            |
|--------|------|-----|----------------|
| BX 199 |      |     | BX 01019010310 |
| CM 221 | 0.94 | 3   | CM 01019080320 |

- Wood or Ceramic Top
- 1 Extension of 31 1/2"
- Table Top Frame in LF Finish, except LF-018
- Foot and base in LF and LM or LB Finish
- When the Table Top is Ceramic, the Extension is always Ceramic

| INFO SHEET |           |        |        |
|------------|-----------|--------|--------|
| Foot       | Table Top |        |        |
|            | BX        | CM-S01 | CM-S03 |
| LM         | 0         | 0      |        |
| LB         | 0         | 0      |        |



# PUZZLE

## Fixed Dining Table (39 3/8" D)

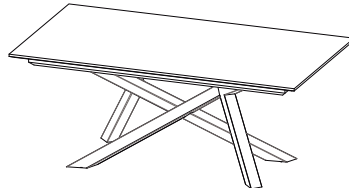
141304

Fixed Top Dining Table

Extension  Format  
- 8 v2

**W:70 7/8" H:30 3/8" D:39 3/8"**

kg m3 vol eco  
BX 69 0.983 3 BX 01019010290  
CM 80 0.983 3 CM 01019080290



| INFO SHEET |           |        |        |
|------------|-----------|--------|--------|
| Foot       | Table Top |        |        |
|            | BX        | CM-S01 | CM-S03 |
| LF         | 0         | 0      |        |

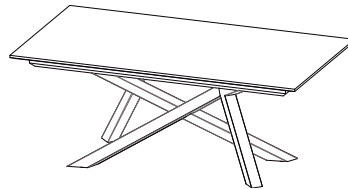
141305

Fixed Top Dining Table

Extension  Format  
- 10 v2

**W:78 3/4" H:30 3/8" D:39 3/8"**

kg m3 vol eco  
BX 74 1.018 3 BX 01019010290  
CM 86 1.018 3 CM 01019080290



| INFO SHEET |           |        |        |
|------------|-----------|--------|--------|
| Foot       | Table Top |        |        |
|            | BX        | CM-S01 | CM-S03 |
| LF         | 0         | 0      |        |

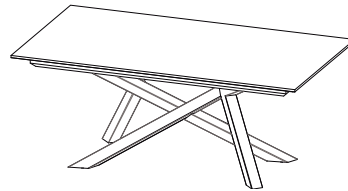
141306

Fixed Top Dining Table

Extension  Format  
- 10 v2

**W:86 5/8" H:30 3/8" D:39 3/8"**

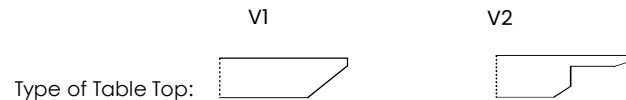
kg m3 vol eco  
BX 78 1.053 3 BX 01019010290  
CM 91 1.053 3 CM 01019080290



| INFO SHEET |           |        |        |
|------------|-----------|--------|--------|
| Foot       | Table Top |        |        |
|            | BX        | CM-S01 | CM-S03 |
| LF         | 0         | 0      |        |

### Technical Information

- table top in wood fibreboard with veneered oak or ceramic.
- extensions in wood fibreboard with ceramic or veneered
- structure in wood ash
- metal feet
- central opening with sincronize extensions
- extensions with levers
- opening systems with dampers
- leather pull handle to open extensions
- hinges from Pöttker
- extensions with levers
- opening systems with dampers
- leather pull handle to open extensions
- hinges from Pöttker



# PUZZLE

## Fixed Dining Table (43 3/8" D)

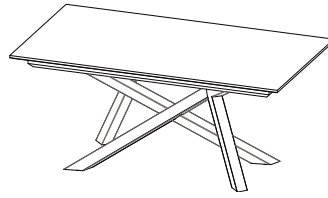
141307

Fixed Top Dining Table

Extension  Format  
- 8 v2

**W:70 7/8" H:30 3/8" D:43 3/8"**

kg m3 vol eco  
BX 74 0.983 3 BX 01019010290  
CM 86 CM 01019080290



| INFO SHEET |           |        |        |
|------------|-----------|--------|--------|
| Foot       | Table Top |        |        |
|            | BX        | CM-S01 | CM-S03 |
| LF         | 0         | -      | 0      |

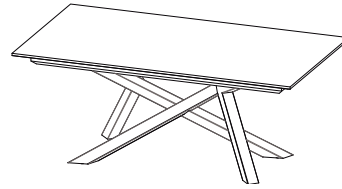
141308

Fixed Top Dining Table

Extension  Format  
- 10 v2

**W:78 3/4" H:30 3/8" D:43 3/8"**

kg m3 vol eco  
BX 79 1.018 3 BX 01019010290  
CM 92 CM 01019080290



| INFO SHEET |           |        |        |
|------------|-----------|--------|--------|
| Foot       | Table Top |        |        |
|            | BX        | CM-S01 | CM-S03 |
| LF         | 0         | -      | 0      |

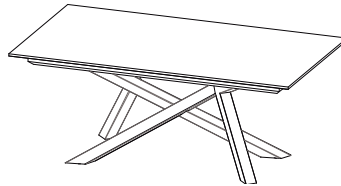
141309

Fixed Top Dining Table

Extension  Format  
- 10 v2

**W:86 5/8" H:30 3/8" D:43 3/8"**

kg m3 vol eco  
BX 83 1.053 3 BX 01019010290  
CM 98 CM 01019080290

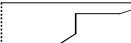


| INFO SHEET |           |        |        |
|------------|-----------|--------|--------|
| Foot       | Table Top |        |        |
|            | BX        | CM-S01 | CM-S03 |
| LF         | 0         | -      | 0      |

### Technical Information

- table top in wood fibreboard with veneered oak or ceramic.
- extensions in wood fibreboard with ceramic or veneered
- structure in wood ash
- metal feet
- central opening with sincronize extensions
- extensions with levers
- opening systems with dampers
- leather pull handle to open extensions
- hinges from Pöttker
- extensions with levers
- opening systems with dampers
- leather pull handle to open extensions
- hinges from Pöttker

Type of Table Top:  V1

 V2


# PUZZLE

## Fixed Dining Table (39 3/8" D)

141354

Fixed Top Dining Table

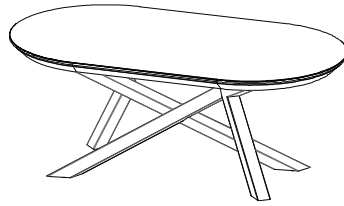
Extension  Format

- 8 

**W:70 7/8" H:30 3/8" D:39 3/8"**

kg m3 vol eco

CM 109 0.983 3 CM 01019080300




| INFO SHEET |           |        |        |
|------------|-----------|--------|--------|
| Foot       | Table Top |        |        |
|            | BX        | CM-S01 | CM-S03 |
| LF         | -         | 0      |        |

141355

Fixed Top Dining Table

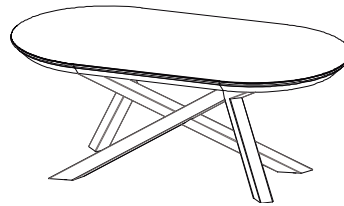
Extension  Format

- 10 

**W:78 3/4" H:30 3/8" D:39 3/8"**

kg m3 vol eco

CM 118 1.018 3 CM 01019080300




| INFO SHEET |           |        |        |
|------------|-----------|--------|--------|
| Foot       | Table Top |        |        |
|            | BX        | CM-S01 | CM-S03 |
| LF         | -         | 0      |        |

141356

Fixed Top Dining Table

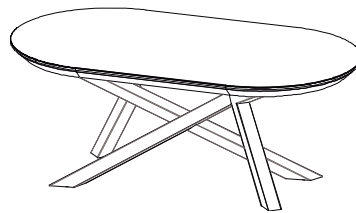
Extension  Format

- 10 

**W:86 5/8" H:30 3/8" D:39 3/8"**

kg m3 vol eco

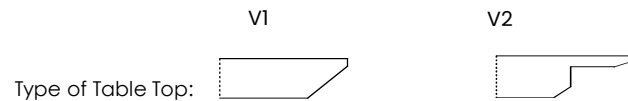
CM 127 1.053 3 CM 01019080300



| INFO SHEET |           |        |        |
|------------|-----------|--------|--------|
| Foot       | Table Top |        |        |
|            | BX        | CM-S01 | CM-S03 |
| LF         | -         | 0      |        |

### Technical Information

- table top in wood fibreboard with veneered oak or ceramic.
- extensions in wood fibreboard with ceramic or veneered
- structure in wood ash
- metal feet
- central opening with sincronize extensions
- extensions with levers
- opening systems with dampers
- leather pull handle to open extensions
- hinges from Pöttker
- extensions with levers
- opening systems with dampers
- leather pull handle to open extensions
- hinges from Pöttker




# PUZZLE

## Fixed Dining Table (43 3/8" D)

141360

Fixed Top Dining Table

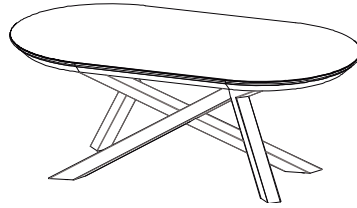
Extension  Format

- 8 VI 

**W:70 7/8" H:30 3/8" D:43 3/8"**

kg m3 vol eco

CM 114 1.014 3 CM 01019080300




| INFO SHEET |           |        |        |
|------------|-----------|--------|--------|
| Foot       | Table Top |        |        |
|            | BX        | CM-S01 | CM-S03 |
| LF         | -         | -      | 0      |

141361

Fixed Top Dining Table

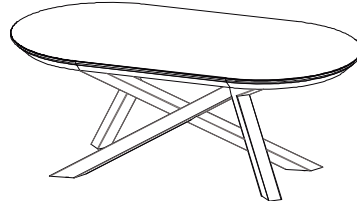
Extension  Format

- 10 VI 

**W:78 3/4" H:30 3/8" D:43 3/8"**

kg m3 vol eco

CM 124 1.052 3 CM 01019080300




| INFO SHEET |           |        |        |
|------------|-----------|--------|--------|
| Foot       | Table Top |        |        |
|            | BX        | CM-S01 | CM-S03 |
| LF         | -         | -      | 0      |

141362

Fixed Top Dining Table

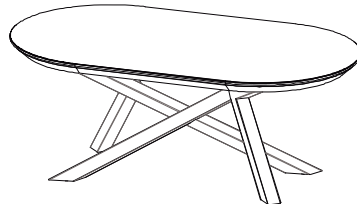
Extension  Format

- 10 VI 

**W:86 5/8" H:30 3/8" D:43 3/8"**

kg m3 vol eco

CM 145 1.014 3 CM 01019080300




| INFO SHEET |           |        |        |
|------------|-----------|--------|--------|
| Foot       | Table Top |        |        |
|            | BX        | CM-S01 | CM-S03 |
| LF         | -         | -      | 0      |

141313

Fixed Top Dining Table

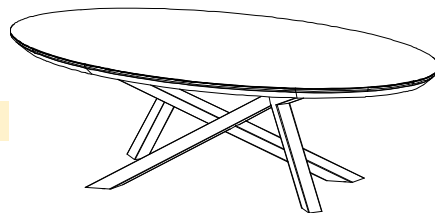
Extension  Format

- 12 VI 

**W:86 5/8" H:30 3/8" D:43 3/8"**

kg m3 vol eco

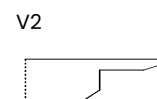
CM 100 1.091 3 CM 01019080300



| INFO SHEET |           |        |        |
|------------|-----------|--------|--------|
| Foot       | Table Top |        |        |
|            | BX        | CM-S01 | CM-S03 |
| LF         | -         | -      | 0      |

### Technical Information

- table top in wood fibreboard with veneered oak or ceramic.
- extensions in wood fibreboard with ceramic or veneered
- structure in wood ash
- metal feet
- central opening with sincronize extensions
- extensions with levers
- opening systems with dampers
- leather pull handle to open extensions
- hinges from Pöttker
- extensions with levers
- opening systems with dampers
- leather pull handle to open extensions
- hinges from Pöttker



# PUZZLE

## Extension Dining Table (39 3/8" D)

141303

Extension Top Dining Table

Extension



Format

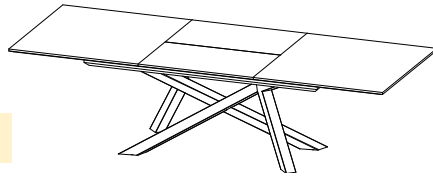
1 x 31 1/2"

10



**W:70 7/8" H:30 3/8" D:39 3/8"**

|        |       |     |                |
|--------|-------|-----|----------------|
| kg     | m3    | vol | eco            |
| BX 94  | 0.983 | 3   | BX 01019010290 |
| CM 110 |       |     | CM 01019080300 |



| INFO SHEET |           |        |        |
|------------|-----------|--------|--------|
| Foot       | Table Top |        |        |
|            | BX        | CM-S01 | CM-S03 |
| LF         | 0         | 0      |        |

141302

Extension Top Dining Table

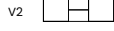
Extension



Format

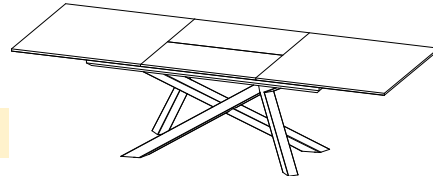
1 x 31 1/2"

12



**W:78 3/4" H:30 3/8" D:39 3/8"**

|        |       |     |                |
|--------|-------|-----|----------------|
| kg     | m3    | vol | eco            |
| BX 98  | 1.018 | 3   | BX 01019010290 |
| CM 115 |       |     | CM 01019080300 |



| INFO SHEET |           |        |        |
|------------|-----------|--------|--------|
| Foot       | Table Top |        |        |
|            | BX        | CM-S01 | CM-S03 |
| LF         | 0         | 0      |        |

141301

Extension Top Dining Table

aumento  
allonge  
Extension



Format

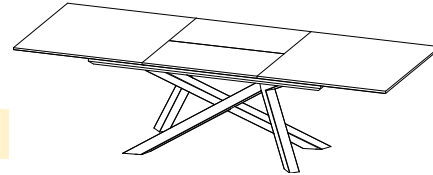
1 x 31 1/2"

12



**W:86 5/8" H:30 3/8" D:39 3/8"**

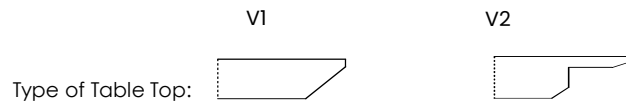
|        |       |     |                |
|--------|-------|-----|----------------|
| kg     | m3    | vol | eco            |
| BX 103 | 1.053 | 3   | BX 01019010300 |
| CM 121 |       |     | CM 01019080300 |



| INFO SHEET |           |        |        |
|------------|-----------|--------|--------|
| Foot       | Table Top |        |        |
|            | BX        | CM-S01 | CM-S03 |
| LF         | 0         | 0      |        |

### Technical Information

- table top in wood fibreboard with veneered oak or ceramic.
- extensions in wood fibreboard with ceramic or veneered
- structure in wood ash
- metal feet
- central opening with sincronize extensions
- extensions with levers
- opening systems with dampers
- leather pull handle to open extensions
- hinges from Pöttker
- extensions with levers
- opening systems with dampers
- leather pull handle to open extensions
- hinges from Pöttker



# PUZZLE

## Extension Dining Table (43 3/8" D)

141310

Extension Top Dining Table


Extension



Format

1 x 31 1/2"

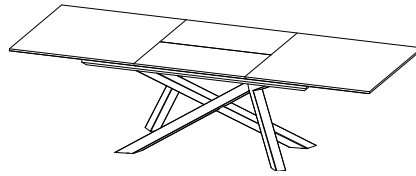
10



**W:70 7/8" H:30 3/8" D:43 3/8"**

kg m3 vol eco

BX 100 CM 117 0.983 3 BX 01019010300 CM 01019080300



| INFO SHEET |           |        |        |
|------------|-----------|--------|--------|
| Foot       | Table Top |        |        |
|            | BX        | CM-S01 | CM-S03 |
| LF         | 0         | -      | 0      |

141311

Extension Top Dining Table

Extension



Format

1 x 31 1/2"

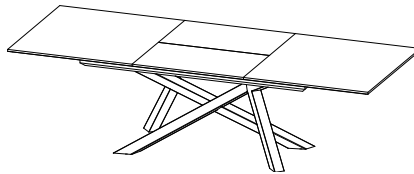
12



**W:78 1/4" H:30 3/8" D:43 3/8"**

kg m3 vol eco

BX 105 CM 123 1.018 3 BX 01019010300 CM 01019080300



| INFO SHEET |           |        |        |
|------------|-----------|--------|--------|
| Foot       | Table Top |        |        |
|            | BX        | CM-S01 | CM-S03 |
| LF         | 0         | -      | 0      |

141312

Extension Top Dining Table

Extension



Format

1 x 31 1/2"

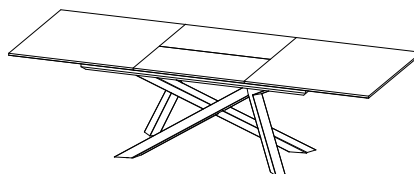
12



**W:86 5/8" H:30 3/8" D:43 3/8"**

kg m3 vol eco

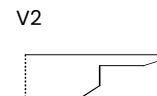
BX 110 CM 130 1.053 3 BX 01019010300 CM 01019080300



| INFO SHEET |           |        |        |
|------------|-----------|--------|--------|
| Foot       | Table Top |        |        |
|            | BX        | CM-S01 | CM-S03 |
| LF         | 0         | -      | 0      |

### Technical Information

- table top in wood fibreboard with veneered oak or ceramic.
- extensions in wood fibreboard with ceramic or veneered
- structure in wood ash
- metal feet
- central opening with sincronize extensions
- extensions with levers
- opening systems with dampers
- leather pull handle to open extensions
- hinges from Pöttker
- extensions with levers
- opening systems with dampers
- leather pull handle to open extensions
- hinges from Pöttker



# PUZZLE

## Extension Dining Table (39 3/8" D)

141357

Extension Top Dining Table

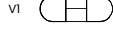
Extension



Format

1 x 31 1/2"

10



**W:70 7/8" H:30 3/8" D:39 3/8"**

kg

m3

vol

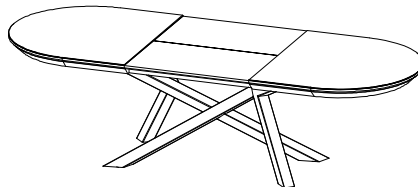
eco

CM 139

0.983

3

CM 01019080300



| INFO SHEET |           |        |        |
|------------|-----------|--------|--------|
| Foot       | Table Top |        |        |
|            | BX        | CM-S01 | CM-S03 |
| LF         | -         | 0      |        |

141358

Extension Top Dining Table

Extension



Format

1 x 31 1/2"

12



**W:78 3/4" H:30 3/8" D:39 3/8"**

kg

m3

vol

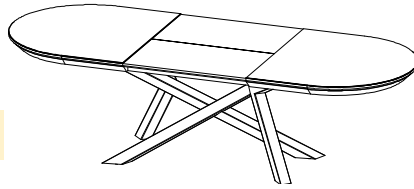
eco

CM 148

1.018

3

CM 01019080300



| INFO SHEET |           |        |        |
|------------|-----------|--------|--------|
| Foot       | Table Top |        |        |
|            | BX        | CM-S01 | CM-S03 |
| LF         | -         | 0      |        |

141359

Extension Top Dining Table

Extension



Format

1 x 31 1/2"

12



**W:86 5/8" H:30 3/8" D:39 3/8"**

kg

m3

vol

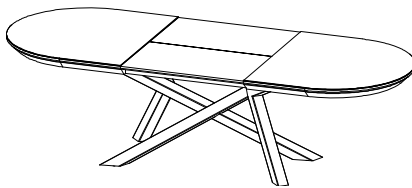
eco

CM 157

1.053

3

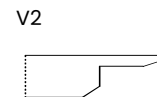
CM 01019080310



| INFO SHEET |           |        |        |
|------------|-----------|--------|--------|
| Foot       | Table Top |        |        |
|            | BX        | CM-S01 | CM-S03 |
| LF         | -         | 0      |        |

### Technical Information

- table top in wood fibreboard with veneered oak or ceramic.
- extensions in wood fibreboard with ceramic or veneered
- structure in wood ash
- metal feet
- central opening with sincronize extensions
- extensions with levers
- opening systems with dampers
- leather pull handle to open extensions
- hinges from Pöttker
- extensions with levers
- opening systems with dampers
- leather pull handle to open extensions
- hinges from Pöttker




# PUZZLE

## Extension Dining Table (43 3/8" D)

141363

Extension Top Dining Table

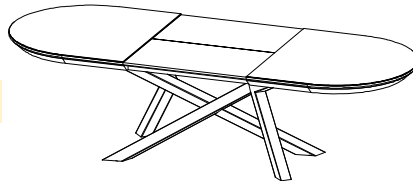
Extension  Format

1 x 31 1/2" 10 

**W:70 7/8" H:30 3/8" D:43 3/8"**

kg m3 vol eco

CM 145 1.014 3 CM 01019080300




| INFO SHEET |           |        |        |
|------------|-----------|--------|--------|
| Foot       | Table Top |        |        |
|            | BX        | CM-S01 | CM-S03 |
| LF         | -         | -      | 0      |

141364

Extension Top Dining Table

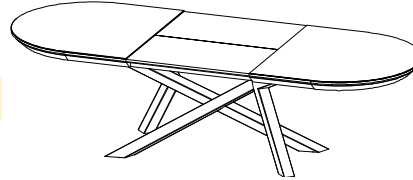
Extension  Format

1 x 31 1/2" 12 

**W:78 3/4" H:30 3/8" D:43 3/8"**

kg m3 vol eco

CM 155 1.052 3 CM 01019080310




| INFO SHEET |           |        |        |
|------------|-----------|--------|--------|
| Foot       | Table Top |        |        |
|            | BX        | CM-S01 | CM-S03 |
| LF         | -         | -      | 0      |

141365

Extension Top Dining Table

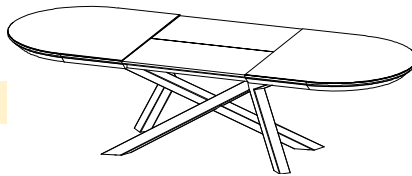
Extension  Format

1 x 31 1/2" 12 

**W:86 5/8" H:30 3/8" D:43 3/8"**

kg m3 vol eco

CM 165 1.091 3 CM 01019080310




| INFO SHEET |           |        |        |
|------------|-----------|--------|--------|
| Foot       | Table Top |        |        |
|            | BX        | CM-S01 | CM-S03 |
| LF         | -         | -      | 0      |

141314

Extension Top Dining Table

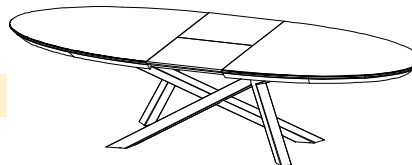
Extension  Format

1 x 31 1/2" 14 

**W:78 3/4" H:30 3/8" D:43 3/8"**

kg m3 vol eco

CM 125 1.091 3 CM 01019080300



| INFO SHEET |           |        |        |
|------------|-----------|--------|--------|
| Foot       | Table Top |        |        |
|            | BX        | CM-S01 | CM-S03 |
| LF         | -         | -      | 0      |

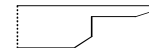

### Technical Information

- table top in wood fibreboard with veneered oak or ceramic.
- extensions in wood fibreboard with ceramic or veneered
- structure in wood ash
- metal feet
- central opening with sincronize extensions
- extensions with levers
- opening systems with dampers
- leather pull handle to open extensions
- hinges from Pöttker
- extensions with levers
- opening systems with dampers
- leather pull handle to open extensions
- hinges from Pöttker

V1

V2

Type of Table Top:






# PUZZLE

## Extension Dining Table (39 3/8" D)

141315

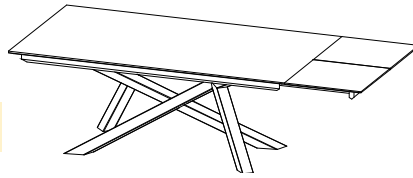
Extension Top Dining Table

Extension  Format

1 x 19 5/8" 10 v2 

**W:70 7/8" H:30 3/8" D:39 3/8"**

kg m3 vol eco  
 BX 93 0.983 3 BX 01019010290  
 CM 107 01019080300




| INFO SHEET |           |        |        |
|------------|-----------|--------|--------|
| Foot       | Table Top |        |        |
|            | BX        | CM-S01 | CM-S03 |
| LF         | 0         | 0      |        |

141316

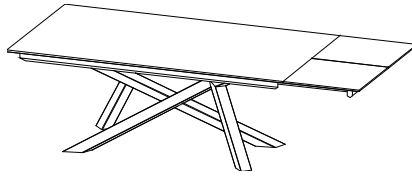
Extension Top Dining Table

Extension  Format

1 x 19 5/8" 10 v2 

**W:78 3/4" H:30 3/8" D:39 3/8"**

kg m3 vol eco  
 BX 98 1.018 3 BX 01019010290  
 CM 113 01019080300




| INFO SHEET |           |        |        |
|------------|-----------|--------|--------|
| Foot       | Table Top |        |        |
|            | BX        | CM-S01 | CM-S03 |
| LF         | 0         | 0      |        |

141317

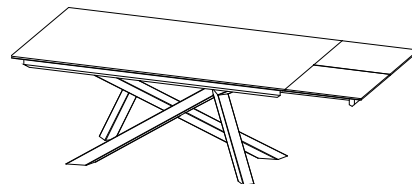
Extension Top Dining Table

Extension  Format

1 x 19 5/8" 12 v2 

**W:86 5/8" H:30 3/8" D:39 3/8"**

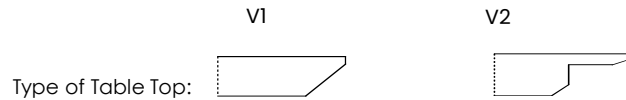
kg m3 vol eco  
 BX 103 1.053 3 BX 01019010300  
 CM 119 01019080300



| INFO SHEET |           |        |        |
|------------|-----------|--------|--------|
| Foot       | Table Top |        |        |
|            | BX        | CM-S01 | CM-S03 |
| LF         | 0         | 0      |        |

### Technical Information

- table top in wood fibreboard with veneered oak or ceramic.
- extensions in wood fibreboard with ceramic or veneered
- structure in wood ash
- metal feet
- central opening with sincronize extensions
- extensions with levers
- opening systems with dampers
- leather pull handle to open extensions
- hinges from Pöttker
- extensions with levers
- opening systems with dampers
- leather pull handle to open extensions
- hinges from Pöttker




# PUZZLE

## Extension Dining Table (39 3/8" D)

141318

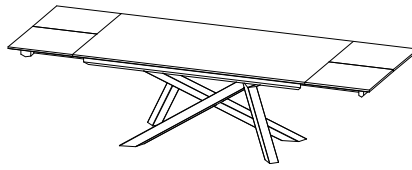
Extension Top Dining Table

Extension  Format

2 x 19 5/8" 12 

**W:70 7/8" H:30 3/8" D:39 3/8"**

kg m3 vol eco  
 BX 107 CM 140 0.983 3 BX 01019010300 CM 01019080300




| INFO SHEET |           |        |        |
|------------|-----------|--------|--------|
| Foot       | Table Top |        |        |
|            | BX        | CM-S01 | CM-S03 |
| LF         | 0         | 0      |        |

141319

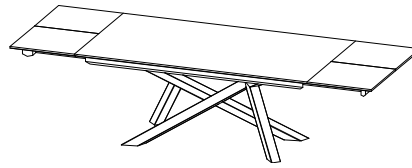
Extension Top Dining Table

Extension  Format

2 x 19 5/8" 12 

**W:78 3/4" H:30 3/8" D:39 3/8"**

kg m3 vol eco  
 BX 112 CM 148 1.018 3 BX 01019010300 CM 01019080300




| INFO SHEET |           |        |        |
|------------|-----------|--------|--------|
| Foot       | Table Top |        |        |
|            | BX        | CM-S01 | CM-S03 |
| LF         | 0         | 0      |        |

141320

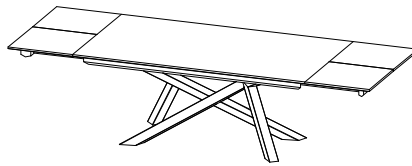
Extension Top Dining Table

Extension  Format

2 x 19 5/8" 14 

**W:86 5/8" H:30 3/8" D:39 3/8"**

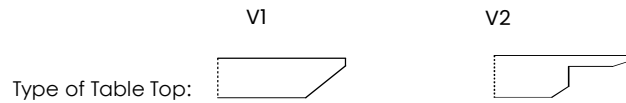
kg m3 vol eco  
 BX 117 CM 155 1.053 3 BX 01019010310 CM 01019080300



| INFO SHEET |           |        |        |
|------------|-----------|--------|--------|
| Foot       | Table Top |        |        |
|            | BX        | CM-S01 | CM-S03 |
| LF         | 0         | 0      |        |

### Technical Information

- table top in wood fibreboard with veneered oak or ceramic.
- extensions in wood fibreboard with ceramic or veneered
- structure in wood ash
- metal feet
- central opening with sincronize extensions
- extensions with levers
- opening systems with dampers
- leather pull handle to open extensions
- hinges from Pöttker
- extensions with levers
- opening systems with dampers
- leather pull handle to open extensions
- hinges from Pöttker



# PUZZLE

## Fixed Dining Table

631911

Extension  Format 

**DIA:47 1/4" H:30 3/8"**

kg m3 vol eco  
 BX 68 CM 75 0.616 3 BX 01019010290 CM 01019080290

Fixed Top Dining Table



| INFO SHEET |           |        |        |
|------------|-----------|--------|--------|
| Foot       | Table Top |        |        |
|            | BX        | CM-S02 | CM-S03 |
| LF         | 0         | 0      |        |


631917

Extension  Format 

**DIA:51 1/4" H:30 3/8"**

kg m3 vol eco  
 BX 76 CM 84 0.644 3 BX 01019010290 CM 01019080290

Fixed Top Dining Table



| INFO SHEET |           |        |        |
|------------|-----------|--------|--------|
| Foot       | Table Top |        |        |
|            | BX        | CM-S02 | CM-S03 |
| LF         | 0         | -      | 0      |


631918

Extension  Format 

**DIA:55 1/8" H:30 3/8"**

kg m3 vol eco  
 BX 81 CM 90 0.674 3 BX 01019010290 CM 01019080290

Fixed Top Dining Table



| INFO SHEET |           |        |        |
|------------|-----------|--------|--------|
| Foot       | Table Top |        |        |
|            | BX        | CM-S02 | CM-S03 |
| LF         | 0         | -      | 0      |

### Technical Information



- table top in wood fibreboard with veneered oak or ceramic.
- extensions in wood fibreboard with ceramic or veneered
- structure in wood ash
- metal feet
- central opening with sincronize extensions
- extensions with levers
- opening systems with dampers
- leather pull handle to open extensions
- hinges from Pöttker

Type of Table Top: VI 

# PUZZLE

## Fixed Dining Table

631913

Extension  Format  
- 6 VI 

**W:47 1/4" H:30 3/8" D:47 1/4"**

kg m3 vol eco

BX 68 0.644 3 BX 01019010290  
CM 77 0.644 3 CM 01019080290

### Fixed Top Dining Table



| INFO SHEET |           |        |        |
|------------|-----------|--------|--------|
| Foot       | Table Top |        |        |
|            | BX        | CM-S02 | CM-S03 |
| LF         | 0         | 0      | 0      |

631914

Extension  Format  
- 8 VI 

**W:51 1/4" H:30 3/8" D:51 1/4"**

kg m3 vol eco

BX 73 0.678 3 BX 01019010290  
CM 84 0.678 3 CM 01019080290

### Fixed Top Dining Table



| INFO SHEET |           |        |        |
|------------|-----------|--------|--------|
| Foot       | Table Top |        |        |
|            | BX        | CM-S02 | CM-S03 |
| LF         | 0         | -      | 0      |

631921

Extension  Format  
- 10 VI 

**W:55 1/8" H:30 3/8" D:55 1/8"**

kg m3 vol eco

BX 80 0.715 3 BX 01019010290  
CM 93 0.715 3 CM 01019080290

### Fixed Top Dining Table



| INFO SHEET |           |        |        |
|------------|-----------|--------|--------|
| Foot       | Table Top |        |        |
|            | BX        | CM-S02 | CM-S03 |
| LF         | 0         | -      | 0      |

### Technical Information

- table top in wood fibreboard with veneered oak or ceramic.
- extensions in wood fibreboard with ceramic or veneered
- structure in wood ash
- metal feet
- central opening with sincronize extensions
- extensions with levers
- opening systems with dampers
- leather pull handle to open extensions
- hinges from Pöttker


Type of Table Top: VI 

# PUZZLE

## Extension Dining Table

631912


Extension  Format

1 x 19 5/8" 10 

**W:47 1/4" H:30 3/8" D:47 1/4"**

kg m3 vol eco  
 BX 84 CM 95 0.616 3 BX 01019010290  
 CM 01019080300


Extension Top Dining Table



| INFO SHEET |           |        |        |
|------------|-----------|--------|--------|
| Foot       | Table Top |        |        |
|            | BX        | CM-S02 | CM-S03 |
| LF         | 0         | 0      |        |

631919


Extension  Format

1 x 19 5/8" 10 

**W:51 1/4" H:30 3/8" D:51 1/4"**

kg m3 vol eco  
 BX 93 CM 105 0.644 3 BX 01019010290  
 CM 01019080300


Extension Top Dining Table



| INFO SHEET |           |        |        |
|------------|-----------|--------|--------|
| Foot       | Table Top |        |        |
|            | BX        | CM-S02 | CM-S03 |
| LF         | 0         | -      | 0      |

631920

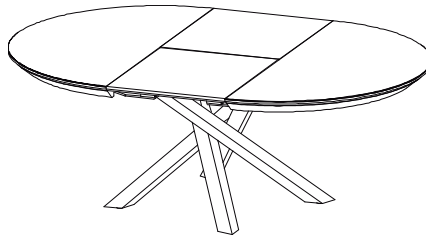
Extension  Format

1 x 19 5/8" 10 

**W:55 1/8" H:30 3/8" D:55 1/8"**

kg m3 vol eco  
 BX 98 CM 112 0.674 3 BX 01019010290  
 CM 01019080300

Extension Top Dining Table



| INFO SHEET |           |        |        |
|------------|-----------|--------|--------|
| Foot       | Table Top |        |        |
|            | BX        | CM-S02 | CM-S03 |
| LF         | 0         | -      | 0      |

### Technical Information

- table top in wood fibreboard with veneered oak or ceramic.
- extensions in wood fibreboard with ceramic or veneered
- structure in wood ash
- metal feet
- central opening with sincronize extensions
- extensions with levers
- opening systems with dampers
- leather pull handle to open extensions
- hinges from Pöttker

Type of Table Top: VI 


# PUZZLE

## Extension Dining Table

631915


Extension Top Dining Table

Extension  Format

1 x 19 5/8" 8 

**W:47 1/4" H:30 3/8" D:47 1/4"**

kg m3 vol eco  
 BX 83 m3 3 BX 01019010290  
 CM 95 0.644 3 CM 01019080300




| INFO SHEET |           |        |        |
|------------|-----------|--------|--------|
| Foot       | Table Top |        |        |
|            | BX        | CM-S02 | CM-S03 |
| LF         | 0         | 0      |        |

631916


Extension Top Dining Table

Extension  Format

1 x 19 5/8" 10 

**W:51 1/4" H:30 3/8" D:51 1/4"**

kg m3 vol eco  
 BX 89 m3 3 BX 01019010290  
 CM 103 0.678 3 CM 01019080300




| INFO SHEET |           |        |        |
|------------|-----------|--------|--------|
| Foot       | Table Top |        |        |
|            | BX        | CM-S02 | CM-S03 |
| LF         | 0         | -      | 0      |

631922


Extension Top Dining Table

Extension  Format

1 x 19 5/8" 10 

**W:55 1/8" H:30 3/8" D:55 1/8"**

kg m3 vol eco  
 BX 96 m3 3 BX 01019010290  
 CM 113 0.715 3 CM 01019080300



| INFO SHEET |           |        |        |
|------------|-----------|--------|--------|
| Foot       | Table Top |        |        |
|            | BX        | CM-S02 | CM-S03 |
| LF         | 0         | -      | 0      |

### Technical Information

- table top in wood fibreboard with veneered oak or ceramic.
- extensions in wood fibreboard with ceramic or veneered
- structure in wood ash
- metal feet
- central opening with sincronize extensions
- extensions with levers
- opening systems with dampers
- leather pull handle to open extensions
- hinges from Pöttker

Type of Table Top: VI 


# MOOREA

## Fixed Dining Table (39 3/8" D)

631314


Fixed Top Dining Table

Extension  Format

- 8 v2 

**W:70 7/8" H:30 3/8" D:39 3/8"**

kg m3 vol eco  
 BX 74 0.819 3 BX 01019080290  
 CM 85 0.819 3 CM 01019080290




| INFO SHEET |           |        |        |
|------------|-----------|--------|--------|
| Foot       | Table Top |        |        |
|            | BX        | CM-S01 | CM-S03 |
| LF         | 0         | 0      |        |

631315


Fixed Top Dining Table

Extension  Format

- 10 v2 

**W:78 3/4" H:30 3/8" D:39 3/8"**

kg m3 vol eco  
 BX 78 0.851 3 BX 01019080290  
 CM 91 0.851 3 CM 01019080290




| INFO SHEET |           |        |        |
|------------|-----------|--------|--------|
| Foot       | Table Top |        |        |
|            | BX        | CM-S01 | CM-S03 |
| LF         | 0         | 0      |        |

631316


Fixed Top Dining Table

Extension  Format

- 10 v2 

**W:86 5/8" H:30 3/8" D:39 3/8"**

kg m3 vol eco  
 BX 83 0.882 3 BX 01019080290  
 CM 96 0.882 3 CM 01019080290

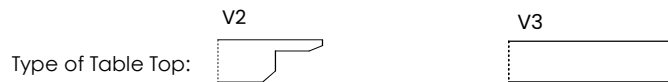


| INFO SHEET |           |        |        |
|------------|-----------|--------|--------|
| Foot       | Table Top |        |        |
|            | BX        | CM-S01 | CM-S03 |
| LF         | 0         | 0      |        |

### Technical Information

- table top in wood fibreboard with veneered oak or ceramic.
- extensions in wood fibreboard with ceramic or veneered
- structure in wood ash

- metal feet
- central opening with sincronize extensions
- extensions with levers
- opening systems with dampers
- leather pull handle to open extensions
- hinges from Pöttker



# MOOREA

## Fixed Dining Table (43 3/8" D)

631317

Fixed Top Dining Table

Extension




Format

- 8 v2

W:70 7/8" H:30 3/8" D:43 3/8"

kg m3 vol eco  
 BX 78 CM 91 0.847 3 BX 01019080290 CM 01019080290



| INFO SHEET |           |        |        |
|------------|-----------|--------|--------|
| Foot       | Table Top |        |        |
|            | BX        | CM-S01 | CM-S03 |
| LF         | 0         | -      | 0      |

631318

Fixed Top Dining Table

Extension




Format

- 10 v2

W:78 3/4" H:30 3/8" D:43 3/8"

kg m3 vol eco  
 BX 83 CM 97 0.881 3 BX 01019080290 CM 01019080290



| INFO SHEET |           |        |        |
|------------|-----------|--------|--------|
| Foot       | Table Top |        |        |
|            | BX        | CM-S01 | CM-S03 |
| LF         | 0         | -      | 0      |

631319

Fixed Top Dining Table

Extension




Format

- 10 v2

W:86 5/8" H:30 3/8" D:43 3/8"

kg m3 vol eco  
 BX 88 CM 103 0.916 3 BX 01019080290 CM 01019080290

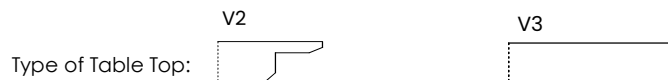


| INFO SHEET |           |        |        |
|------------|-----------|--------|--------|
| Foot       | Table Top |        |        |
|            | BX        | CM-S01 | CM-S03 |
| LF         | 0         | -      | 0      |

### Technical Information

- table top in wood fibreboard with veneered oak or ceramic.
- extensions in wood fibreboard with ceramic or veneered
- structure in wood ash

- metal feet
- central opening with sincronize extensions
- extensions with levers
- opening systems with dampers
- leather pull handle to open extensions
- hinges from Pöttker






# MOOREA

## Fixed Dining Table (39 3/8" D)

631311


Fixed Top Dining Table

Extension  Format

- 8 v3 

**W:70 7/8" H:30 3/8" D:39 3/8"**

kg m3 vol eco  
 BX 75 0.819 3 BX 01019080290  
 CM 86 01019080290




| INFO SHEET |           |        |        |
|------------|-----------|--------|--------|
| Foot       | Table Top |        |        |
|            | BX        | CM-S01 | CM-S03 |
| LF         | 0         | 0      |        |

631312


Fixed Top Dining Table

Extension  Format

- 10 v3 

**W:78 3/4" H:30 3/8" D:39 3/8"**

kg m3 vol eco  
 BX 79 0.851 3 BX 01019080290  
 CM 91 01019080290




| INFO SHEET |           |        |        |
|------------|-----------|--------|--------|
| Foot       | Table Top |        |        |
|            | BX        | CM-S01 | CM-S03 |
| LF         | 0         | 0      |        |

631313


Fixed Top Dining Table

Extension  Format

- 10 v3 

**W:86 5/8" H:30 3/8" D:39 3/8"**

kg m3 vol eco  
 BX 83 0.882 3 BX 01019080290  
 CM 97 01019080290

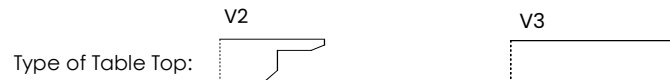


| INFO SHEET |           |        |        |
|------------|-----------|--------|--------|
| Foot       | Table Top |        |        |
|            | BX        | CM-S01 | CM-S03 |
| LF         | 0         | 0      |        |

### Technical Information

- table top in wood fibreboard with veneered oak or ceramic.
- extensions in wood fibreboard with ceramic or veneered
- structure in wood ash

- metal feet
- central opening with sincronize extensions
- extensions with levers
- opening systems with dampers
- leather pull handle to open extensions
- hinges from Pöttker



# MOOREA

## Fixed Dining Table (43 3/8" D)

631320

Extension




Format

- 8 V3

**W:70 7/8" H:30 3/8" D:43 3/8"**

kg m3 vol eco  
 BX 81 m3 0.847 3 BX 01019080290  
 CM 97 CM 01019080290

Fixed Top Dining Table



| INFO SHEET |           |        |        |
|------------|-----------|--------|--------|
| Foot       | Table Top |        |        |
|            | BX        | CM-S01 | CM-S03 |
| LF         | 0         | -      | 0      |

631321

Extension




Format

- 10 V3

**W:78 3/4" H:30 3/8" D:43 3/8"**

kg m3 vol eco  
 BX 85 m3 0.881 3 BX 01019080290  
 CM 104 CM 01019080290

Fixed Top Dining Table



| INFO SHEET |           |        |        |
|------------|-----------|--------|--------|
| Foot       | Table Top |        |        |
|            | BX        | CM-S01 | CM-S03 |
| LF         | 0         | -      | 0      |

631322

Extension




Format

- 10 V3

**W:86 5/8" H:30 3/8" D:43 3/8"**

kg m3 vol eco  
 BX 90 m3 0.916 3 BX 01019080290  
 CM 110 CM 01019080300

Fixed Top Dining Table



| INFO SHEET |           |        |        |
|------------|-----------|--------|--------|
| Foot       | Table Top |        |        |
|            | BX        | CM-S01 | CM-S03 |
| LF         | 0         | -      | 0      |

### Technical Information

- table top in wood fibreboard with veneered oak or ceramic.
- extensions in wood fibreboard with ceramic or veneered
- structure in wood ash

- metal feet
- central opening with sincronize extensions
- extensions with levers
- opening systems with dampers
- leather pull handle to open extensions
- hinges from Pöttker




# MOOREA

## Extension Dining Table (39 3/8" D)

631327

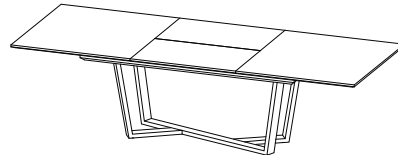
Extension Top Dining Table

Extension  Format

1 x 31 1/2" 10 v2 

**W:70 7/8" H:30 3/8" D:39 3/8"**

kg m3 vol eco  
 BX 95 0.819 3 BX 01019080290  
 CM 111 01019080300




| INFO SHEET |           |        |        |
|------------|-----------|--------|--------|
| Foot       | Table Top |        |        |
|            | BX        | CM-S01 | CM-S03 |
| LF         | 0         | 0      |        |

631328

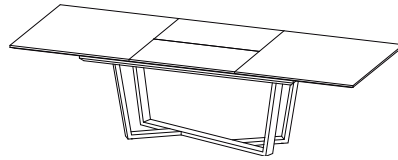
Extension Top Dining Table

Extension  Format

1 x 31 1/2" 12 v2 

**W:78 3/4" H:30 3/8" D:39 3/8"**

kg m3 vol eco  
 BX 100 0.851 3 BX 01019080290  
 CM 117 01019080300




| INFO SHEET |           |        |        |
|------------|-----------|--------|--------|
| Foot       | Table Top |        |        |
|            | BX        | CM-S01 | CM-S03 |
| LF         | 0         | 0      |        |

631329


Extension Top Dining Table

Extension  Format

1 x 31 1/2" 12 v2 

**W:86 5/8" H:30 3/8" D:39 3/8"**

kg m3 vol eco  
 BX 104 0.882 3 BX 01019080290  
 CM 123 01019080300

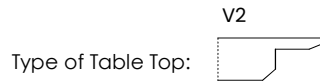


| INFO SHEET |           |        |        |
|------------|-----------|--------|--------|
| Foot       | Table Top |        |        |
|            | BX        | CM-S01 | CM-S03 |
| LF         | 0         | 0      |        |

### Technical Information

- table top in wood fibreboard with veneered oak or ceramic.
- extensions in wood fibreboard with ceramic or veneered
- structure in wood ash

- metal feet
- central opening with sincronize extensions
- extensions with levers
- opening systems with dampers
- leather pull handle to open extensions
- hinges from Pöttker



# MOOREA

## Extension Dining Table (43 3/8" D)

631330

Extension Top Dining Table

Extension



Format

1 x 31 1/2"

10


v2



**W:70 7/8" H:30 3/8" D:43 3/8"**

kg m3 vol eco

BX 102 0.847 3 BX 01019080290  
CM 119 0.847 3 CM 01019080300



| INFO SHEET |           |        |        |
|------------|-----------|--------|--------|
| Foot       | Table Top |        |        |
|            | BX        | CM-S01 | CM-S03 |
| LF         | 0         | -      | 0      |

631331

Extension Top Dining Table

Extension



Format

1 x 31 1/2"

12


v2



**W:78 3/4" H:30 3/8" D:43 3/8"**

kg m3 vol eco

BX 107 0.881 3 BX 01019080290  
CM 126 0.881 3 CM 01019080300



| INFO SHEET |           |        |        |
|------------|-----------|--------|--------|
| Foot       | Table Top |        |        |
|            | BX        | CM-S01 | CM-S03 |
| LF         | 0         | -      | 0      |

631332

Extension Top Dining Table

Extension



Format

1 x 31 1/2"

12


v2



**W:86 5/8" H:30 3/8" D:43 3/8"**

kg m3 vol eco

BX 111 0.916 3 BX 01019080300  
CM 132 0.916 3 CM 01019080300


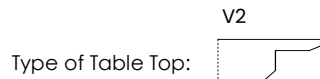


| INFO SHEET |           |        |        |
|------------|-----------|--------|--------|
| Foot       | Table Top |        |        |
|            | BX        | CM-S01 | CM-S03 |
| LF         | 0         | -      | 0      |

### Technical Information

- table top in wood fibreboard with veneered oak or ceramic.
- extensions in wood fibreboard with ceramic or veneered
- structure in wood ash

- metal feet
- central opening with sincronize extensions
- extensions with levers
- opening systems with dampers
- leather pull handle to open extensions
- hinges from Pöttker



# MOOREA

## Extension Dining Table (39 3/8" D)

631324

Extension Top Dining Table


Extension



Format

1 x 31 1/2"

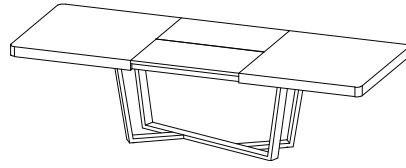
10



**W:70 7/8" H:30 3/8" D:39 3/8"**

kg m3 vol eco

BX 102 0.867 4 BX 01019080290  
CM 118 0.867 4 CM 01019080290



| INFO SHEET |           |        |        |
|------------|-----------|--------|--------|
| Foot       | Table Top |        |        |
|            | BX        | CM-S01 | CM-S03 |
| LF         | 0         | 0      |        |

631325

Extension Top Dining Table

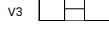
Extension



Format

1 x 31 1/2"

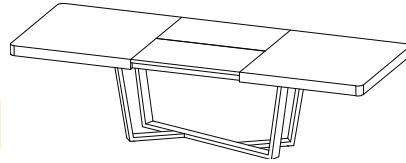
10



**W:78 3/4" H:30 3/8" D:39 3/8"**

kg m3 vol eco

BX 106 0.898 4 BX 01019080290  
CM 124 0.898 4 CM 01019080290



| INFO SHEET |           |        |        |
|------------|-----------|--------|--------|
| Foot       | Table Top |        |        |
|            | BX        | CM-S01 | CM-S03 |
| LF         | 0         | 0      |        |

631326

Extension Top Dining Table

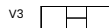
Extension



Format

1 x 31 1/2"


12



**W:86 5/8" H:30 3/8" D:39 3/8"**

kg m3 vol eco

BX 111 0.930 4 BX 01019080300  
CM 129 0.930 4 CM 01019080300



| INFO SHEET |           |        |        |
|------------|-----------|--------|--------|
| Foot       | Table Top |        |        |
|            | BX        | CM-S01 | CM-S03 |
| LF         | 0         | 0      |        |

### Technical Information

- table top in wood fibreboard with veneered oak or ceramic.
- extensions in wood fibreboard with ceramic or veneered
- structure in wood ash

- metal feet
- central opening with sincronize extensions
- extensions with levers
- opening systems with dampers
- leather pull handle to open extensions
- hinges from Pöttker





# MOOREA

## Extension Dining Table (43 3/8" D)

631333

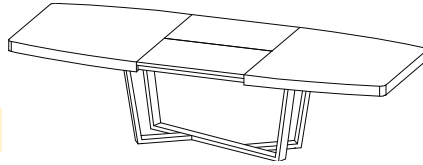
Extension Top Dining Table

Extension  Format

1 x 31 1/2" 12  

**W:70 7/8" H:30 3/8" D:43 3/8"**

|        |       |     |                |
|--------|-------|-----|----------------|
| kg     | m3    | vol | eco            |
| BX 102 |       |     | BX 01019080300 |
| CM 119 | 0.894 | 4   | CM 01019080300 |





| INFO SHEET |           |        |        |
|------------|-----------|--------|--------|
| Foot       | Table Top |        |        |
|            | BX        | CM-S01 | CM-S03 |
| LF         | 0         | -      | 0      |

631334


Extension Top Dining Table

Extension  Format

1 x 31 1/2" 12  

**W:78 3/4" H:30 3/8" D:43 3/8"**

|        |       |     |                |
|--------|-------|-----|----------------|
| kg     | m3    | vol | eco            |
| BX 107 |       |     | BX 01019080300 |
| CM 125 | 0.929 | 4   | CM 01019080300 |





| INFO SHEET |           |        |        |
|------------|-----------|--------|--------|
| Foot       | Table Top |        |        |
|            | BX        | CM-S01 | CM-S03 |
| LF         | 0         | -      | 0      |

631335


Extension Top Dining Table

Extension  Format

1 x 31 1/2" 12  

**W:86 5/8" H:30 3/8" D:43 3/8"**

|        |       |     |                |
|--------|-------|-----|----------------|
| kg     | m3    | vol | eco            |
| BX 111 |       |     | BX 01019080300 |
| CM 132 | 0.963 | 4   | CM 01019080300 |


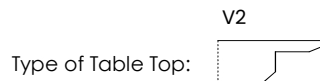


| INFO SHEET |           |        |        |
|------------|-----------|--------|--------|
| Foot       | Table Top |        |        |
|            | BX        | CM-S01 | CM-S03 |
| LF         | 0         | -      | 0      |

### Technical Information

- table top in wood fibreboard with veneered oak or ceramic.
- extensions in wood fibreboard with ceramic or veneered
- structure in wood ash

- metal feet
- central opening with sincronize extensions
- extensions with levers
- opening systems with dampers
- leather pull handle to open extensions
- hinges from Pöttker




# SLASH

## Fixed Dining Table

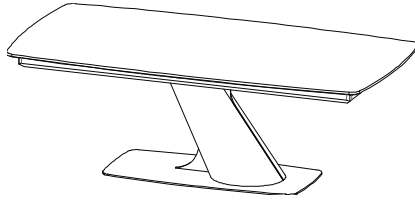
632013

Fixed Top Dining Table

Extension  Format  
- 8 v2 

**W:63" H:30 3/8" D:39 3/8"**

kg m3 vol eco  
BX 158 CM 166 0.700 3 BX 01019010310 CM 01019080310



| INFO SHEET |           |        |        |
|------------|-----------|--------|--------|
| Foot       | Table Top |        |        |
|            | BX        | CM-S01 | CM-S03 |
| LF         | 0         | 0      |        |

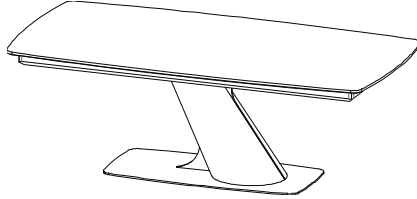
632014

Fixed Top Dining Table

Extension  Format  
- 8 v2 

**W:70 7/8" H:30 3/8" D:39 3/8"**

kg m3 vol eco  
BX 164 CM 176 0.726 3 BX 01019010310 CM 01019080310



| INFO SHEET |           |        |        |
|------------|-----------|--------|--------|
| Foot       | Table Top |        |        |
|            | BX        | CM-S01 | CM-S03 |
| LF         | 0         | 0      |        |

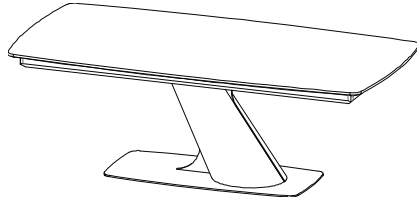
632015

Fixed Top Dining Table

Extension  Format  
- 10 v2 

**W:78 3/4" H:30 3/8" D:39 3/8"**

kg m3 vol eco  
BX 169 CM 181 0.753 3 BX 01019010310 CM 01019080310



| INFO SHEET |           |        |        |
|------------|-----------|--------|--------|
| Foot       | Table Top |        |        |
|            | BX        | CM-S01 | CM-S03 |
| LF         | 0         | 0      |        |

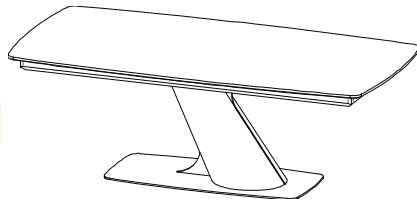
632016

Fixed Top Dining Table

Extension  Format  
- 10 v2 

**W:86 5/8" H:30 3/8" D:39 3/8"**

kg m3 vol eco  
BX 173 CM 189 0.779 3 BX 01019010310 CM 01019080310



| INFO SHEET |           |        |        |
|------------|-----------|--------|--------|
| Foot       | Table Top |        |        |
|            | BX        | CM-S01 | CM-S03 |
| LF         | 0         | 0      |        |

### Technical Information

- table top in wood fibreboard with veneered oak or ceramic.
- extensions in wood fibreboard with ceramic or veneered
- structure in wood ash
- metal feet
- central opening with sincronize extensions
- extensions with levers
- opening systems with dampers
- leather pull handle to open extensions

Type of Top: 


# SLASH

## Extension Dining Table

632023


Extension Top Dining Table

Extension  Format

1 X 19 5/8" 10 

**W:63" H:30 3/8" D:39 3/8"**

kg m3 vol eco  
 BX 182 0.700 3 BX 01019010310  
 CM 198 CM 01019080310




| INFO SHEET |           |        |        |
|------------|-----------|--------|--------|
| Foot       | Table Top |        |        |
|            | BX        | CM-S01 | CM-S03 |
| LF         | 0         | 0      |        |

632024


Extension Top Dining Table

Extension  Format

1 X 31 1/2" 10 

**W:70 7/8" H:30 3/8" D:39 3/8"**

kg m3 vol eco  
 BX 190 0.726 3 BX 01019010310  
 CM 206 CM 01019080310




| INFO SHEET |           |        |        |
|------------|-----------|--------|--------|
| Foot       | Table Top |        |        |
|            | BX        | CM-S01 | CM-S03 |
| LF         | 0         | 0      |        |

632025


Extension Top Dining Table

Extension  Format

1 X 31 1/2" 12 

**W:78 3/4" H:30 3/8" D:39 3/8"**

kg m3 vol eco  
 BX 194 0.753 3 BX 01019010310  
 CM 212 CM 01019080310




| INFO SHEET |           |        |        |
|------------|-----------|--------|--------|
| Foot       | Table Top |        |        |
|            | BX        | CM-S01 | CM-S03 |
| LF         | 0         | 0      |        |

632026


Extension Top Dining Table

Extension  Format

1 X 31 1/2" 12 

**W:86 5/8" H:30 3/8" D:39 3/8"**

kg m3 vol eco  
 BX 199 0.779 3 BX 01019010310  
 CM 217 CM 01019080310



| INFO SHEET |           |        |        |
|------------|-----------|--------|--------|
| Foot       | Table Top |        |        |
|            | BX        | CM-S01 | CM-S03 |
| LF         | 0         | 0      |        |

### Technical Information

- table top in wood fibreboard with veneered oak or ceramic.
- extensions in wood fibreboard with ceramic or veneered
- structure in wood ash
- metal feet
- central opening with sincronize extensions
- extensions with levers
- opening systems with dampers
- leather pull handle to open extensions

Type of Top: 

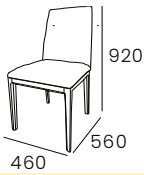


# DINING CHAIRS

# NEWPORT•FIDJI

## Chair

811280



Edge NEWPORT Chair

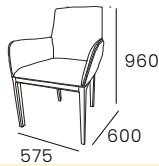
- Seat in Fabric
- Foot always in BX or BX-280 Finishes
- Fabric ref.Ascot +5%

**W:18 1/8" H:36 1/4" D:22"**

kg m3 vol eco  
7x2 (+23) 0,446 1(2un) 09001010010

| INFO SHEET |   |
|------------|---|
| Foot       |   |
| BX         | 0 |
| BX-280     | 0 |

811281



Edge NEWPORT Armchair

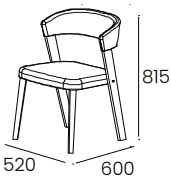
- Seat in Fabric
- Foot always in BX or BX-280 Finishes
- Fabric ref.Ascot +5%

**W:22 5/8" H:37 3/4" D:23 5/8"**

kg m3 vol eco  
10 (+26) 0,482 1 09001010010

| INFO SHEET |   |
|------------|---|
| Foot       |   |
| BX         | 0 |
| BX-280     | 0 |

811282



NEWPORT Chair

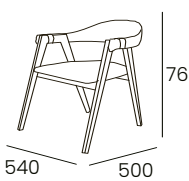
- Seat in Fabric
- Foot always in BX or BX-280 Finishes
- Fabric ref.Ascot +5%

**W:20 1/2" H:32" D:23 5/8"**

kg m3 vol eco  
10 (+24) 0,434 1 09001010010

| INFO SHEET |   |
|------------|---|
| Foot       |   |
| BX         | 0 |
| BX-280     | 0 |

811283



NEWPORT Chair 02

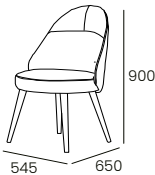
- Seat in Fabric
- Foot always in BX or BX-280 Finishes
- Fabric ref.Ascot +5%

**W:21 1/4" H:30" D:19 5/8"**

kg m3 vol eco  
10 (+24) 0,434 1 09001010010

| INFO SHEET |   |
|------------|---|
| Foot       |   |
| BX         | 0 |
| BX-280     | 0 |

881280



FIDJI Chair

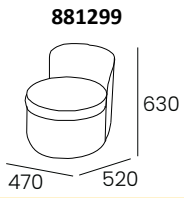
- Fabric Seat
- Foot in LF or BX Finish
- Fabric ref. Ascot +5%

**W:22 5/8" H:37 3/4" D:23 5/8"**

kg m3 vol eco  
8x2 0,36 1(2un) 09001010010

| INFO SHEET |   |
|------------|---|
| Foot       |   |
| BX or LF   | 0 |
| BX-280     | 0 |

Chair



FIDJI Chair

- Fabric ref. Ascot +5%
- Castors can be included if needed

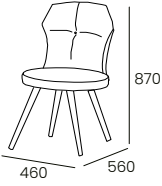
W:18 1/2" H:24 7/8" D:20 1/2"

| INFO SHEET  |   |
|-------------|---|
| Upholstered |   |
| FABRIC      | 0 |

# SANTANA•TAIGA•WIND•CARAT

## Chair

841280



SANTANA Chair

- Fabric Seat
- Foot in LF or BX Finish
- Fabric ref. Ascot +5%

**W:18 1/8" H:34 1/4" D:22"**

|     |      |        |             |
|-----|------|--------|-------------|
| kg  | m3   | vol    | eco         |
| 8x2 | 0,36 | 1(2un) | 09001010010 |

| INFO SHEET |   |
|------------|---|
| Foot       |   |
| BX or LF   | 0 |

831280



TAIGA Chair

- Fabric Seat
- Foot in BX or LF Finish
- ascot Fabric +5%

**W:24" H:37 3/4" D:18 1/2"**

|     |      |        |             |
|-----|------|--------|-------------|
| kg  | m3   | vol    | eco         |
| 8x2 | 0,36 | 1(2un) | 09001010010 |

| INFO SHEET |   |
|------------|---|
| Foot       |   |
| BX or LF   | 0 |

711280



WIND Chair

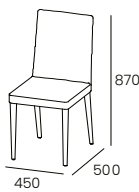
- Fabric Seat
- Wooden Foot in BX or LF Finish
- Fabric ref. Ascot +5%

**W:16 1/2" H:35 7/8" D:17 3/4"**

|      |       |     |             |
|------|-------|-----|-------------|
| kg   | m3    | vol | eco         |
| 10x2 | 0,467 | 2   | 09001010010 |

| INFO SHEET |   |
|------------|---|
| Foot       |   |
| BX         | 0 |
| LF         | 0 |

771280



CARAT Chair

- Completely Upholstered Chair
- Fabric ref. Ascot +5%

**W:17 3/4" H:34 1/4" D:19 5/8"**

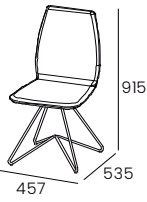
|     |      |     |            |
|-----|------|-----|------------|
| kg  | m3   | vol | eco        |
| 6x2 | 0,23 | 2   | 0900100010 |

| INFO SHEET             |  |
|------------------------|--|
| Fabric or Faux Leather |  |
| 0                      |  |

# IRIS • BRISTOL • WEMBLEY • MIRAGE

## Chair

621280



IRIS Chair

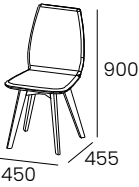
- Fabric Seat
- Foot in LF Finish
- Fabric ref.Ascot +5%

**W:18" H:36" D:21"**

|       |       |     |             |
|-------|-------|-----|-------------|
| kg    | m3    | vol | eco         |
| 6 x 2 | 0,300 | 2   | 09001010010 |

| INFO SHEET |   |
|------------|---|
| Fabric     |   |
| LF         | 0 |

801280



BRISTOL Chair

- Fabric Seat
- Wooden Foot in BX or LF Finish, except LF-018.
- Fabric ref.Ascot +5%

**W:17 3/4" H:35 1/2" D:18"**

|     |       |     |             |
|-----|-------|-----|-------------|
| kg  | m3    | vol | eco         |
| 6x2 | 0,238 | 2   | 09001010010 |

| INFO SHEET |   |
|------------|---|
| Fabric     |   |
| BX or LF   | 0 |

851280



WEMBLEY Chair

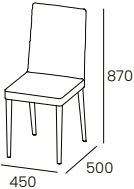
- Fabric Seat
- Wooden Foot in BX or LF Finish, except LF-018.
- Fabric ascot +5%

**W:17 3/4" H:35 1/2" D:21 5/8"**

|     |      |     |             |
|-----|------|-----|-------------|
| kg  | m3   | vol | eco         |
| 6x2 | 0,23 | 2   | 09001010010 |

| INFO SHEET |   |
|------------|---|
| Foot       |   |
| BX or LF   | 0 |

861280



MIRAGE Chair

- Completely Upholstered Chair
- ascot Fabric +5%

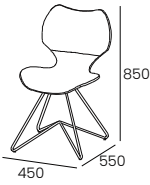
**W:17 3/4" H:34 1/2" D:19 5/8"**

|     |      |     |            |
|-----|------|-----|------------|
| kg  | m3   | vol | eco        |
| 6x2 | 0,23 | 2   | 0900100010 |

| INFO SHEET             |  |
|------------------------|--|
| Fabric or Faux Leather |  |
| 0                      |  |

Chair

639919



PRADO Chair

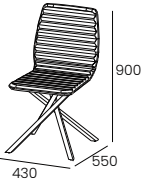
- Fabric Seat
- Foot in LF Finish, except LF-018.
- Fabric ascot +5%

W:17 3/4" H:33 1/2" D:21 5/8"

| kg    | m3    | vol | eco         |
|-------|-------|-----|-------------|
| 7 X 2 | 0.380 | 2   | 09001010010 |

| INFO SHEET |   |
|------------|---|
| Foot       |   |
| LF         | 0 |

639917



PUZZLE Chair

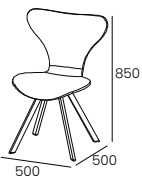
- Fabric Seat
- Foot in LF Finish, except LF-018.

W:17" H:35 1/2" D:21 5/8"

| kg    | m3    | vol | eco         |
|-------|-------|-----|-------------|
| 9 X 2 | 0.380 | 2   | 09001010010 |

| INFO SHEET |   |
|------------|---|
| Foot       |   |
| LF         | 0 |

639912



RIO Chair

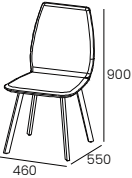
- Fabric Seat
- Foot in LF Finish, except LF-018.
- Fabric ascot +5%

W:19 5/8" H:33 1/2" D:19 5/8"

| kg    | m3    | vol | eco         |
|-------|-------|-----|-------------|
| 6 X 2 | 0.380 | 2   | 09001010010 |

| INFO SHEET |   |
|------------|---|
| Foot       |   |
| LF         | 0 |

639913



SERRA Chair

- Fabric Seat
- Foot in LF Finish, except LF-018.
- Fabric ascot +5%

W:18 1/8" H:35 1/2" D:21 5/8"

| kg    | m3    | vol | eco         |
|-------|-------|-----|-------------|
| 6 X 2 | 0.380 | 2   | 09001010010 |

| INFO SHEET |   |
|------------|---|
| Foot       |   |
| LF         | 0 |

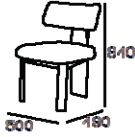
Technical Information

- feet in metal;
- seat and backrest in fabric;
- the density of the polyester foam is 30 kg/m3;

Chair

961280

KYOTO Chair



- Fabric Seat
- Foot BX Finish, with Metal Accent in Polished Chrome or Brass
- Fabric ascot +5%

W:19 5/8" H:33" D:18 7/8"

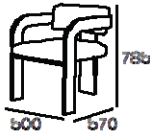
kg m3 vol eco

| INFO SHEET |   |
|------------|---|
| Foot       |   |
| BX         | 0 |

|                                    |   |
|------------------------------------|---|
| DEDUCTION FOR METAL ACCENT REMOVAL | 0 |
|------------------------------------|---|

961281

KYOTO Arm Chair



- Fabric Seat
- Foot BX Finish, with Metal Accent in Polished Chrome or Brass
- Fabric ascot +5%

W:19 5/8" H:35 1/2" D:21 5/8"

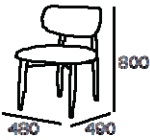
kg m3 vol eco

| INFO SHEET |   |
|------------|---|
| Foot       |   |
| BX         | 0 |

|                                    |   |
|------------------------------------|---|
| DEDUCTION FOR METAL ACCENT REMOVAL | 0 |
|------------------------------------|---|

961282

AKIRA Chair



- Fabric Seat
- Foot BX Finish
- Optional Metal Sabot (see upcharge)
- Fabric ascot +5%

W:18 7/8" H:31 1/2" D:19 1/4"

kg m3 vol eco

6 X 2 0.380 2 09001010010

| INFO SHEET |   |
|------------|---|
| Foot       |   |
| BX         | 0 |

|                           |   |
|---------------------------|---|
| UPCHARGE FOR METAL SABOTS | 0 |
|---------------------------|---|

# UPHOLSTERY



# MODULES

821101

Fidji Arm Chair

Dimensions

Format

**W** 36 1/4"


**H** 26 3/8"

**D** 31 1/2"



mt3

5.00



| INFO SHEET |        |        |        |        |
|------------|--------|--------|--------|--------|
| Foot       | Fabric |        |        |        |
|            | TC-S01 | TC-S02 | TC-S03 | TC-S04 |
| LF         | 0      | 0      | 0      | 0      |

821102

Armless Chair

Dimensions

Format

**W** 35 1/2"

**H** 36 1/4"

**D** 35 1/2"

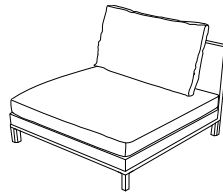


mt1

mt2

1.20

2.20



| INFO SHEET |        |        |        |        |
|------------|--------|--------|--------|--------|
| Foot       | Fabric |        |        |        |
|            | TC-S01 | TC-S02 | TC-S03 | TC-S04 |
| BX         | 0      | 0      | 0      | 0      |
| BX-280     | 0      | 0      | 0      | 0      |

821103

Arm Chair

Dimensions

Format

**W** 35 1/2"

**H** 36 1/4"

**D** 35 1/2"




mt1

mt2

3.00

2.20



| INFO SHEET |        |        |        |        |
|------------|--------|--------|--------|--------|
| Foot       | Fabric |        |        |        |
|            | TC-S01 | TC-S02 | TC-S03 | TC-S04 |
| BX         | 0      | 0      | 0      | 0      |
| BX-280     | 0      | 0      | 0      | 0      |

821104

Armless Loveseat

Dimensions

Format

**W** 70 7/8"

**H** 36 1/4"

**D** 35 1/2"




mt1

mt2

2.40

4.40



| INFO SHEET |        |        |        |        |
|------------|--------|--------|--------|--------|
| Foot       | Fabric |        |        |        |
|            | TC-S01 | TC-S02 | TC-S03 | TC-S04 |
| BX         | 0      | 0      | 0      | 0      |
| BX-280     | 0      | 0      | 0      | 0      |

# MODULES

821105

Loveseat

Dimensions


Format

W 70 7/8"

H 36 1/4"

D 35 1/2"

mt1 mt2  
4.40 5.60



| INFO SHEET |        |        |        |        |
|------------|--------|--------|--------|--------|
| Foot       | Fabric |        |        |        |
|            | TC-S01 | TC-S02 | TC-S03 | TC-S04 |
| BX         | 0      | 0      | 0      | 0      |
| BX-280     | 0      | 0      | 0      | 0      |

821106

Armless Chaise

Dimensions

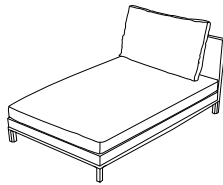
Format

W 35 1/2"

H 36 1/4"

D 51 1/4"

mt1 mt2  
1.20



| INFO SHEET |        |        |        |        |
|------------|--------|--------|--------|--------|
| Foot       | Fabric |        |        |        |
|            | TC-S01 | TC-S02 | TC-S03 | TC-S04 |
| BX         | 0      | 0      | 0      | 0      |
| BX-280     | 0      | 0      | 0      | 0      |

821108

Left Side Corner

Dimensions


Format

W 35 1/2"

H 36 1/4"

D 35 1/2"

mt1 mt2  
2.20 2.80



| INFO SHEET |        |        |        |        |
|------------|--------|--------|--------|--------|
| Foot       | Fabric |        |        |        |
|            | TC-S01 | TC-S02 | TC-S03 | TC-S04 |
| BX         | 0      | 0      | 0      | 0      |
| BX-280     | 0      | 0      | 0      | 0      |

821109

Right Side Corner

Dimensions

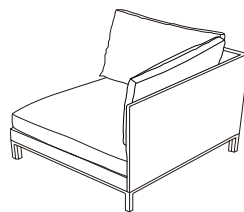
Format

W 35 1/2"

H 36 1/4"

D 35 1/2"

mt1 mt2  
2.20 2.80



| INFO SHEET |        |        |        |        |
|------------|--------|--------|--------|--------|
| Foot       | Fabric |        |        |        |
|            | TC-S01 | TC-S02 | TC-S03 | TC-S04 |
| BX         | 0      | 0      | 0      | 0      |
| BX-280     | 0      | 0      | 0      | 0      |

# MODULES

**821115**

Dimensions


Format

**W** 35 1/2"

**H** 36 1/4"

**D** 35 1/2"

mt1 mt2  
2.00 2.20



| INFO SHEET |        |        |        |        |
|------------|--------|--------|--------|--------|
| Foot       | Fabric |        |        |        |
|            | TC-S01 | TC-S02 | TC-S03 | TC-S04 |
| BX         | 0      | 0      | 0      | 0      |
| BX-280     | 0      | 0      | 0      | 0      |

**821100**

**Ottoman**

Dimensions

Format

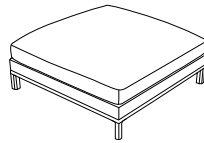
**W** 35 1/2"

**H** 16 1/8"

**D** 35 1/2"



mt2  
1.80



| INFO SHEET |        |        |        |        |
|------------|--------|--------|--------|--------|
| Foot       | Fabric |        |        |        |
|            | TC-S01 | TC-S02 | TC-S03 | TC-S04 |
| BX         | 0      | 0      | 0      | 0      |
| BX-280     | 0      | 0      | 0      | 0      |

**821112**

**Ottoman**

Dimensions

Format


**W** 19 5/8"

**H** 19 5/8"

**D** 19 5/8"



mt2  
0.80



| INFO SHEET |        |        |        |        |
|------------|--------|--------|--------|--------|
| Foot       | Fabric |        |        |        |
|            | TC-S01 | TC-S02 | TC-S03 | TC-S04 |
| BX-280     | 0      | 0      | 0      | 0      |

**821114**

**Ottoman**

Dimensions

Format

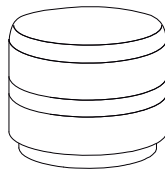
**W** 19 5/8"

**H** 19 5/8"

**D** 19 5/8"



mt2  
1.20



| INFO SHEET |        |        |
|------------|--------|--------|
| Fabric     |        |        |
| TC-S02     | TC-S03 | TC-S04 |
| 0          | 0      | 0      |

# MODULES

821113

Bench

Dimensions

Format

W 47 1/4"

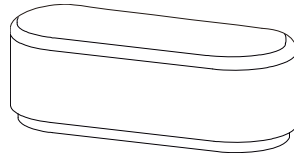
H 19 5/8"

D 19 5/8"



mt2

1.40



## INFO SHEET

| Foot   | Fabric |        |        |        |
|--------|--------|--------|--------|--------|
|        | TC-S01 | TC-S02 | TC-S03 | TC-S04 |
| BX-280 | 0      | 0      | 0      | 0      |

821110

Ottoman

Dimensions

Format

W 25 5/8"

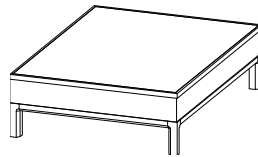
H 10 1/4"

D 34 1/4"



mt2

0.60



## INFO SHEET

| Foot   | Fabric |        |        |        |
|--------|--------|--------|--------|--------|
|        | TC-S01 | TC-S02 | TC-S03 | TC-S04 |
| BX     | 0      | 0      | 0      | 0      |
| BX-280 | 0      | 0      | 0      | 0      |

821111

Ottoman w/ Drawer

Dimensions

Format

W 25 5/8"

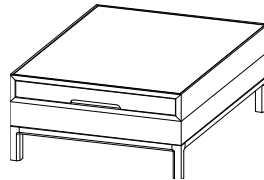
H 13 3/4"

D 34 1/4"



mt2

0.60



## INFO SHEET

| Foot   | Fabric |        |        |        |
|--------|--------|--------|--------|--------|
|        | TC-S01 | TC-S02 | TC-S03 | TC-S04 |
| BX     | 0      | 0      | 0      | 0      |
| BX-280 | 0      | 0      | 0      | 0      |

821190

Lumbar Pillow

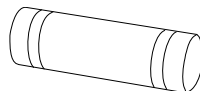

Dimensions

Format

W 19 5/8"

H 6 1/4"

D 6 1/4"



## INFO SHEET

| Fabric |        |        |
|--------|--------|--------|
| TC-S02 | TC-S03 | TC-S04 |
| 0      | 0      | 0      |

### Technical Information

- MDF standard structure
- seat with 42KG HR foam
- back filling conforel T5
- foot in oak or solid walnut

### Fabric Application Rules

- **mt1** (arm and exterior back)
- **mt2** (base, seat and interior back)
- **mt3** (module total metrage)
- metrage/values only provide option for two fabrics

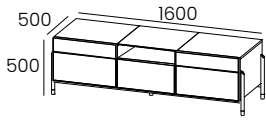
# TV UNITS

# NEWPORT/NEWTOWN

## TV Unit

811402


TV Unit 1DD+1D+1N+1DD



**W:63" H:19 5/8" D:19 5/8"**

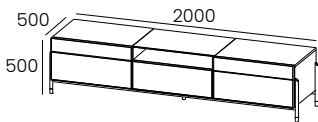
| kg  | m3    | vol | eco         |
|-----|-------|-----|-------------|
| 124 | 0,698 | 1   | 01017010300 |

- Top in Glass Finish (Transparent, Gray or Bronze) and LM, BX or BX-280
- 1 Drop-Down Door, 1 Drawer, 1 Niche and 1 Drop-Down Door
- Metal Foot always in LF and Brass Finish
- Metal Frame in LF Finish
- Fronts in LM, BX or BX-280, CM or RATTAN Finish
- LEDs on the Niche (optional)

| INFO SHEET |              |   |  |   |
|------------|--------------|---|--|---|
| Case       | Fronts       |   | <br>Niche<br>811903 |   |
| BX/LM      | BX/LM+CM-S01 | 0 |  | 0 |
|            | BX/LM+CM-S03 |   |  |   |
|            | BX/LM+CM-S04 | 0 |  |   |
|            | BX/LM+RATTAN | 0 |  |   |

811401


TV Unit 1DD+1D+1N+1DD



**W:78 3/4" H:19 5/8" D:19 5/8"**

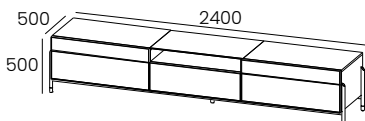
| kg  | m3    | vol | eco         |
|-----|-------|-----|-------------|
| 148 | 0,858 | 1   | 01017010300 |

- Top in Glass Finish (Transparent, Gray or Bronze) and LM, BX or BX-280
- 1 Drop-Down Door, 1 Drawer, 1 Niche and 1 Drop-Down Door
- Metal Foot always in LF and Brass Finish
- Metal Frame in LF Finish
- Fronts in LM, BX or BX-280, CM or RATTAN Finish
- LEDs on the Niche (optional)

| INFO SHEET |              |   |  |   |
|------------|--------------|---|--|---|
| Case       | Fronts       |   | <br>Niche<br>811904 |   |
| BX/LM      | BX/LM+CM-S01 | 0 |  | 0 |
|            | BX/LM+CM-S03 |   |  |   |
|            | BX/LM+CM-S04 | 0 |  |   |
|            | BX/LM+RATTAN | 0 |  |   |

811403


TV Unit 1DD+1D+1N+1DD



**W:94 1/2" H:19 5/8" D:19 5/8"**

| kg  | m3    | vol | eco         |
|-----|-------|-----|-------------|
| 170 | 1,019 | 1   | 01017010310 |

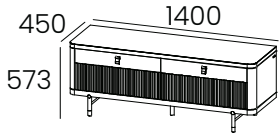
- Top in Glass Finish (Transparent, Gray or Bronze) and LM, BX or BX-280
- 1 Drop-Down Door, 1 Drawer, 1 Niche and 1 Drop-Down Door
- Metal Foot always in LF and Brass Finish
- Metal Frame in LF Finish
- Fronts in LM, BX or BX-280 and CM Finish
- LEDs on the Niche (optional)

| INFO SHEET |              |   |  |   |
|------------|--------------|---|--|---|
| Case       | Fronts       |   | <br>Niche<br>811905 |   |
| BX/LM      | BX/LM+CM-S01 | 0 |  | 0 |
|            | BX/LM+CM-S03 |   |  |   |
|            | BX/LM+CM-S04 | 0 |  |   |
|            | BX/LM+RATTAN | 0 |  |   |

TV Unit

**881401**

**TV Unit 01 2D**



- 2 Drawers
- Foot in Metal always in LF and Brass Finish
- Handles Noir PX-001 or Brown PX-002.
- Top in Ceramic (optional).

**W:55 1/8" H:22 1/2" D:17 3/4"**

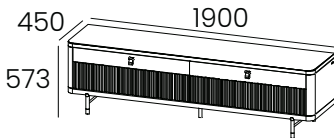
|    |       |     |             |
|----|-------|-----|-------------|
| kg | m3    | vol | eco         |
| 72 | 0,374 | 2   | 01017010290 |

| INFO SHEET    |         |   |
|---------------|---------|---|
| Case & Fronts | Slatted |   |
| BX/LM         | BX/LM   | 0 |
|               | BX-280  | 0 |
| BX-280        | LM      | 0 |
|               | BX-280  | 0 |

| Top - 881804 |   |  |
|--------------|---|--|
| CM - S01     | 0 |  |
| CM - S03     |   |  |

**881402**

**TV Unit 01 2D**



- 2 Drawers
- Foot in Metal always in LF and Brass Finish
- Handles Noir PX-001 or Brown PX-002.
- Top in Ceramic (optional).

**W:74 7/8" H:22 1/2" D:17 3/4"**

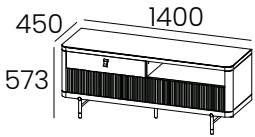
|    |       |     |             |
|----|-------|-----|-------------|
| kg | m3    | vol | eco         |
| 95 | 0,489 | 2   | 01017010290 |

| INFO SHEET    |         |   |
|---------------|---------|---|
| Case & Fronts | Slatted |   |
| BX/LM         | BX/LM   | 0 |
|               | BX-280  | 0 |
| BX-280        | LM      | 0 |
|               | BX-280  | 0 |

| Top - 881805 |   |  |
|--------------|---|--|
| CM - S01     | 0 |  |
| CM - S03     |   |  |

**881403**


**TV Unit 02 2D+1N**



- 2 Drawers and Niche
- Foot in Metal always in LF and Brass Finish
- Handles Noir PX-001 or Brown PX-002.
- Top in Ceramic (optional)
- LEDs in Niche (optional).

**W:55 1/8" H:22 1/2" D:17 3/4"**

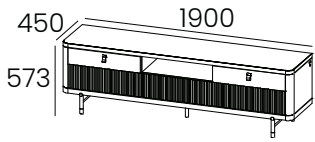
|    |       |     |             |
|----|-------|-----|-------------|
| kg | m3    | vol | eco         |
| 71 | 0,374 | 2   | 01017010290 |

| INFO SHEET    |         |   |  |  |
|---------------|---------|---|--|--|
| Case & Fronts | Slatted |   | <br>Niche<br>881909 |  |
| BX/LM         | BX/LM   | 0 |  |  |
|               | BX-280  | 0 |  |  |
| BX-280        | LM      | 0 |  |  |
|               | BX-280  | 0 |  |  |
| Top - 881804  |         |   |  |  |
| CM-S01        | 0       |   | 0  |  |
| CM-S03        |         |   |  |  |

TV Unit

**881404**


**TV Unit 02 3D+1N**



**W:74 7/8" H:22 1/2" D:17 3/4"**

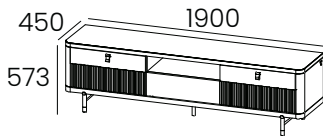
|    |       |     |             |
|----|-------|-----|-------------|
| kg | m3    | vol | eco         |
| 88 | 0,489 | 2   | 01017010290 |

- 3 Drawers and Niche
- Foot in Metal always in LF and Brass Finish
- Handles Noir PX-001 or Brown PX-002.
- Top in Ceramic (optional)
- LEDs in Niche (optional).

| INFO SHEET    |         |   |  |
|---------------|---------|---|--|
| Case & Fronts | Slatted |   | <br>Niche<br>881910 |
| BX/LM         | BX/LM   | 0 |  |
|               | BX-280  | 0 |  |
| BX-280        | LM      | 0 |  |
|               | BX-280  | 0 |  |
| Top - 881805  |         |   |  |
| CM-S01        |         | 0 | 0  |
| CM-S03        |         |   |  |

**881405**


**TV Unit 02 3D+1N**



**W:74 7/8" H:22 1/2" D:17 3/4"**

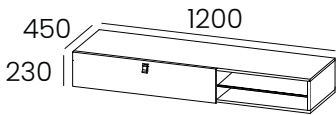
|    |       |     |             |
|----|-------|-----|-------------|
| kg | m3    | vol | eco         |
| 86 | 0,489 | 2   | 01017010290 |

- 3 Drawers and Niche
- Foot in Metal always in LF and Brass Finish
- Handles Noir PX-001 or Brown PX-002.
- Top in Ceramic (optional)
- LEDs in Niche (optional).

| INFO SHEET    |         |   |  |
|---------------|---------|---|--|
| Case & Fronts | Slatted |   | <br>Niche<br>881910 |
| BX/LM         | BX/LM   | 0 |  |
|               | BX-280  | 0 |  |
| BX-280        | LM      | 0 |  |
|               | BX-280  | 0 |  |
| Top - 881805  |         |   |  |
| CM-S01        |         | 0 | 0  |
| CM-S03        |         |   |  |

**881406**


**TV Unit 03 Left 1D+1N**



**W:47 1/4" H:9" D:17 3/4"**

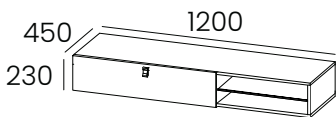
|    |       |     |             |
|----|-------|-----|-------------|
| kg | m3    | vol | eco         |
| 31 | 0,140 | 1   | 01017010270 |

- 1 Drawer and 1 Niche
- For Wall Mounting
- Handles Noir PX-001 or Brown PX-002.
- LEDs in Niche (optional)

| INFO SHEET |        |   |  |
|------------|--------|---|--|
| Case       | Front  |   | <br>Niche<br>881912 |
| BX/LM      | BX/LM  | 0 |  |
|            | BX-280 | 0 |  |
| BX-280     | LM     | 0 |  |
|            | BX-280 | 0 |  |

**881407**


**TV Unit 03 Left 1DD+1N**



**W:47 1/4" H:9" D:17 3/4"**

|    |       |     |             |
|----|-------|-----|-------------|
| kg | m3    | vol | eco         |
| 28 | 0,140 | 1   | 01017010260 |

- 1 Drop Down Door and 1 Niche
- For Wall Mounting
- Handles Noir PX-001 or Brown PX-002.
- LEDs in Niche (optional).

| INFO SHEET |        |   |  |
|------------|--------|---|--|
| Case       | Front  |   | <br>Niche<br>881912 |
| BX/LM      | BX/LM  | 0 |  |
|            | BX-280 | 0 |  |
| BX-280     | LM     | 0 |  |
|            | BX-280 | 0 |  |



## TV Unit

**881420**

**W:47 1/4" H:9" D:13 3/4"**

|    |       |     |             |
|----|-------|-----|-------------|
| kg | m3    | vol | eco         |
| 31 | 0,140 | 1   | 01017010270 |

### TV Unit 03 Right 1D+1N

- 1 Drawer and 1 Niche
- For Wall Mounting
- Handles Noir PX-001 or Brown PX-002.
- LEDs in Niche (optional)

| INFO SHEET |        |   |                     |
|------------|--------|---|---------------------|
| Case       | Front  |   | <br>Niche<br>881912 |
| BX/LM      | BX/LM  | 0 |                     |
|            | BX-280 | 0 |                     |
| BX-280     | LM     | 0 |                     |
|            | BX-280 | 0 |                     |

**881421**

**W:47 1/4" H:9" D:13 3/4"**

|    |       |     |             |
|----|-------|-----|-------------|
| kg | m3    | vol | eco         |
| 28 | 0,140 | 1   | 01017010260 |

### TV Unit 03 Right 1DD+1N

- 1 Drop Down Door and 1 Niche
- For Wall Mounting
- Handles Noir PX-001 or Brown PX-002.
- LEDs in Niche (optional).

| INFO SHEET |        |   |                     |
|------------|--------|---|---------------------|
| Case       | Front  |   | <br>Niche<br>881912 |
| BX/LM      | BX/LM  | 0 |                     |
|            | BX-280 | 0 |                     |
| BX-280     | LM     | 0 |                     |
|            | BX-280 | 0 |                     |

**881408**

**W:47 1/4" H:9" D:17 3/4"**

|    |       |     |             |
|----|-------|-----|-------------|
| kg | m3    | vol | eco         |
| 31 | 0,140 | 1   | 01017010270 |

### TV Unit 03 2D

- 2 Drawers
- For Wall Mounting
- Handles Noir PX-001 or Brown PX-002

| INFO SHEET |        |   |  |
|------------|--------|---|--|
| Case       | Fronts |   |  |
| BX/LM      | BX/LM  | 0 |  |
|            | BX-280 | 0 |  |
| BX-280     | LM     | 0 |  |
|            | BX-280 | 0 |  |

**881409**

**W:47 1/4" H:9" D:17 3/4"**

|    |       |     |             |
|----|-------|-----|-------------|
| kg | m3    | vol | eco         |
| 25 | 0,140 | 1   | 01017010260 |

### TV Unit 03 2DD

- 2 Drop Down Doors
- For Wall Mounting
- Handles Noir PX-001 or Brown PX-002.

| INFO SHEET |        |   |  |
|------------|--------|---|--|
| Case       | Fronts |   |  |
| BX/LM      | BX/LM  | 0 |  |
|            | BX-280 | 0 |  |
| BX-280     | LM     | 0 |  |
|            | BX-280 | 0 |  |

**881410**

**W:59" H:9" D:17 3/4"**

|    |       |     |             |
|----|-------|-----|-------------|
| kg | m3    | vol | eco         |
| 36 | 0,174 | 1   | 01017010270 |

### TV Unit 03 Left 1D+1N

- 1 Drawer and 1 Niche
- For Wall Mounting
- Handles Noir PX-001 or Brown PX-002.
- LEDs in Niche (optional).

| INFO SHEET |        |   |                     |
|------------|--------|---|---------------------|
| Case       | Fronts |   | <br>Niche<br>881912 |
| BX/LM      | BX/LM  | 0 |                     |
|            | BX-280 | 0 |                     |
| BX-280     | LM     | 0 |                     |
|            | BX-280 | 0 |                     |

**881411**

**W:59" H:9" D:17 3/4"**

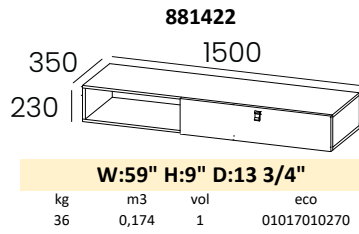
|    |       |     |             |
|----|-------|-----|-------------|
| kg | m3    | vol | eco         |
| 33 | 0,174 | 1   | 01017010270 |

### TV Unit 03 Left 1DD+1N

- 1 Drop Down Door and 1 Niche
- For Wall Mounting
- Handles Noir PX-001 or Brown PX-002.
- LEDs in Niche (optional).


| INFO SHEET |        |   |                     |
|------------|--------|---|---------------------|
| Case       | Fronts |   | <br>Niche<br>881912 |
| BX/LM      | BX/LM  | 0 |                     |
|            | BX-280 | 0 |                     |
| BX-280     | LM     | 0 |                     |
|            | BX-280 | 0 |                     |

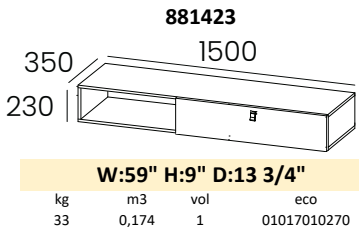
## TV Unit



### TV Unit 03 Right 1D+1N


- 1 Drawer and 1 Niche
- For Wall Mounting
- Handles Noir PX-001 or Brown PX-002.
- LEDs in Niche (optional).

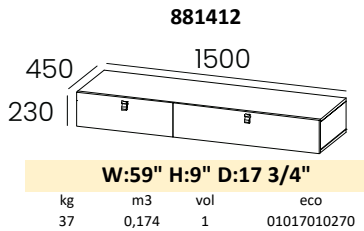
| INFO SHEET |        |   |  |
|------------|--------|---|--|
| Case       | Fronts |   | <br>Niche<br>881912 |
| BX/LM      | BX/LM  | 0 |  |
|            | BX-280 | 0 |  |
| BX-280     | LM     | 0 |  |
|            | BX-280 | 0 |  |



### TV Unit 03 Right 1DD+1N

- 1 Drop Down Door and 1 Niche
- For Wall Mounting
- Handles Noir PX-001 or Brown PX-002.
- LEDs in Niche (optional).

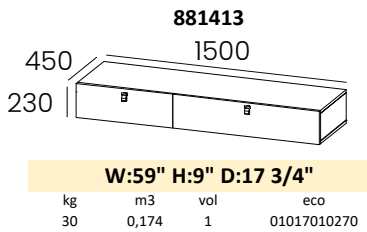
| INFO SHEET |        |   |  |
|------------|--------|---|--|
| Case       | Fronts |   | <br>Niche<br>881912 |
| BX/LM      | BX/LM  | 0 |  |
|            | BX-280 | 0 |  |
| BX-280     | LM     | 0 |  |
|            | BX-280 | 0 |  |



### TV Unit 03 Right 2D

- 2 Drawers
- For Wall Mounting
- Handles Noir PX-001 or Brown PX-002

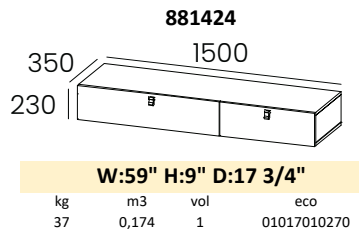
| INFO SHEET |        |   |  |
|------------|--------|---|--|
| Case       | Fronts |   |  |
| BX/LM      | BX/LM  | 0 |  |
|            | BX-280 | 0 |  |
| BX-280     | LM     | 0 |  |
|            | BX-280 | 0 |  |



### TV Unit 03 Right 2DD

- 2 Drop Down Doors
- For Wall Mounting
- Handles Noir PX-001 or Brown PX-002

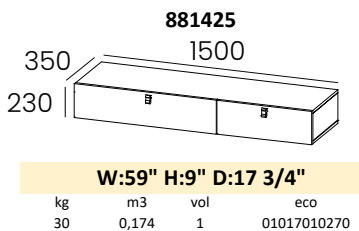
| INFO SHEET |        |   |  |
|------------|--------|---|--|
| Case       | Fronts |   |  |
| BX/LM      | BX/LM  | 0 |  |
|            | BX-280 | 0 |  |
| BX-280     | LM     | 0 |  |
|            | BX-280 | 0 |  |



### TV Unit 03 Left 2D

- 2 Drawers
- For Wall Mounting
- Handles Noir PX-001 or Brown PX-002

| INFO SHEET |        |   |  |
|------------|--------|---|--|
| Case       | Fronts |   |  |
| BX/LM      | BX/LM  | 0 |  |
|            | BX-280 | 0 |  |
| BX-280     | LM     | 0 |  |
|            | BX-280 | 0 |  |



### TV Unit 03 Left 2DD

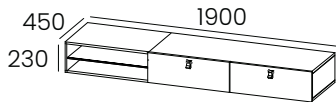
- 2 Drop Down Doors
- For Wall Mounting
- Handles Noir PX-001 or Brown PX-002

| INFO SHEET |        |   |  |
|------------|--------|---|--|
| Case       | Fronts |   |  |
| BX/LM      | BX/LM  | 0 |  |
|            | BX-280 | 0 |  |
| BX-280     | LM     | 0 |  |
|            | BX-280 | 0 |  |

TV Unit

**881414**

**TV Unit 03 2D+1N**



- 2 Drawers and 1 Niche
- For Wall Mounting
- Handles Noir PX-001 or Brown PX-002.
- LEDs in Niche (optional)

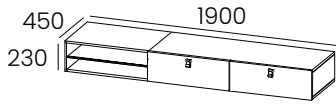
**W:74 7/8" H:9" D:17 3/4"**

|    |       |     |             |
|----|-------|-----|-------------|
| kg | m3    | vol | eco         |
| 37 | 0,174 | 1   | 01017010270 |

| INFO SHEET |        |   |                 |
|------------|--------|---|-----------------|
| Case       | Fronts |   | Niche<br>881912 |
| BX/LM      | BX/LM  | 0 |                 |
|            | BX-280 | 0 |                 |
| BX-280     | LM     | 0 | 0               |
|            | BX-280 | 0 |                 |

**881415**

**TV Unit 03 2DD+1N**



- 2 Drop Down Doors and 1 Niche
- For Wall Mounting
- Handles Noir PX-001 or Brown PX-002.
- LEDs in Niche (optional).

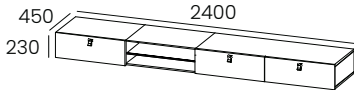
**W:74 7/8" H:9" D:17 3/4"**

|    |       |     |             |
|----|-------|-----|-------------|
| kg | m3    | vol | eco         |
| 30 | 0,174 | 1   | 01017010270 |

| INFO SHEET |        |   |                 |
|------------|--------|---|-----------------|
| Case       | Fronts |   | Niche<br>881912 |
| BX/LM      | BX/LM  | 0 |                 |
|            | BX-280 | 0 |                 |
| BX-280     | LM     | 0 | 0               |
|            | BX-280 | 0 |                 |

**881416**

**TV Unit 03 3D+1N**



- 3 Drawers and 1 Niche
- For Wall Mounting
- Handles Noir PX-001 or Brown PX-002.
- LEDs in Niche (optional).

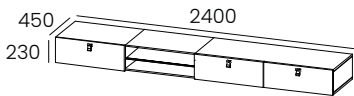
**W:94 1/2" H:9" D:17 3/4"**

|    |       |     |             |
|----|-------|-----|-------------|
| kg | m3    | vol | eco         |
| 56 | 0,274 | 1   | 01017010280 |

| INFO SHEET |        |   |                 |
|------------|--------|---|-----------------|
| Case       | Fronts |   | Niche<br>881912 |
| BX/LM      | BX/LM  | 0 |                 |
|            | BX-280 | 0 |                 |
| BX-280     | LM     | 0 | 0               |
|            | BX-280 | 0 |                 |

**881417**

**TV Unit 03 3DD+1N**



- 3 Drop Down Doors and 1 Niche
- For Wall Mounting
- Handles Noir PX-001 or Brown PX-002.
- LEDs in Niche (optional).


**W:94 1/2" H:9" D:17 3/4"**

|    |       |     |             |
|----|-------|-----|-------------|
| kg | m3    | vol | eco         |
| 42 | 0,274 | 1   | 01017010280 |

| INFO SHEET |        |   |                 |
|------------|--------|---|-----------------|
| Case       | Fronts |   | Niche<br>881912 |
| BX/LM      | BX/LM  | 0 |                 |
|            | BX-280 | 0 |                 |
| BX-280     | LM     | 0 | 0               |
|            | BX-280 | 0 |                 |

TV Unit

**881430**




**Slatted Panel**

- Slatted in BX or LM Finish
- Fixed to the wall

| INFO SHEET    |        |
|---------------|--------|
| Slatted Panel | Per M2 |
| BX/LM         | 0      |
| BX-280        |        |

**881431**

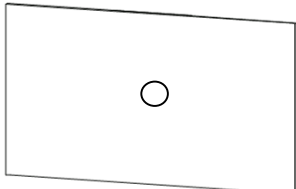


**Flat Panel**

- Plain Panel in BX or LM Finish
- Fixed to the wall


| INFO SHEET |        |
|------------|--------|
| Flat Panel | Per M2 |
| BX/LM      | 0      |
| BX-280     |        |

**881429**



**TV Center Panel**

- Plain Panel in BX or LM Finish
- Fixed to the wall
- LEDs on Back (optional)

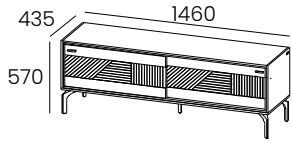
| INFO SHEET     |        |   |
|----------------|--------|---|
| Center Panel   | Per M2 |   |
| BX/LM / BX-280 | 0      | <br>Interior<br>841910 |
|                |        | 0   |

# SANTANA

## TV Unit

841406


TV Unit 01 2SD



- 2 sliding Doors
- Metal Foot and Handle always in LF Finish
- Interior LEDs (optional)

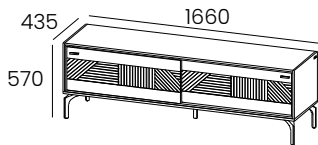
**W:57 1/2" H:22 1/2" D:17 1/8"**

|    |       |     |             |
|----|-------|-----|-------------|
| kg | m3    | vol | eco         |
| 47 | 0,376 | 3   | 01017010280 |

| INFO SHEET    |   |   |
|---------------|---|---|
| Case + Fronts |   | <br>Interior<br>841910 |
| BX/LM + BX/LM | 0 |   |

841401


TV Unit 01 2SD



- 2 sliding Doors
- Metal Foot and Handle always in LF Finish
- Interior LEDs (optional)

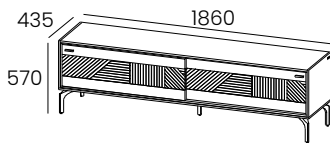
**W:65 3/8" H:22 1/2" D:17 1/8"**

|    |       |     |             |
|----|-------|-----|-------------|
| kg | m3    | vol | eco         |
| 52 | 0,422 | 3   | 01017010280 |

| INFO SHEET    |   |   |
|---------------|---|---|
| Case + Fronts |   | <br>Interior<br>841911 |
| BX/LM + BX/LM | 0 |   |

841403


TV Unit 01 2SD



- 2 sliding Doors
- Metal Foot and Handle always in LF Finish
- Interior LEDs (optional)

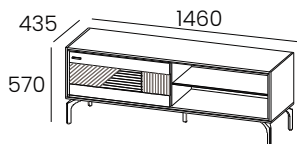
**W:73 1/4" H:22 1/2" D:17 1/8"**

|    |       |     |             |
|----|-------|-----|-------------|
| kg | m3    | vol | eco         |
| 61 | 0,468 | 3   | 01017010290 |

| INFO SHEET    |   |  |
|---------------|---|--|
| Case + Fronts |   | <br>Interior<br>841912 |
| BX/LM + BX/LM | 0 |  |

841405


TV Unit 02 1SD + 1N



- 1 sliding Door and 1 Niche
- Metal Foot and Handle always in LF Finish
- Niche LEDs (optional)

**W:57 1/2" H:22 1/2" D:17 1/8"**

|    |       |     |             |
|----|-------|-----|-------------|
| kg | m3    | vol | eco         |
| 46 | 0,339 | 2   | 01017010280 |

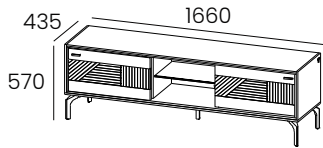
| INFO SHEET    |   |  |
|---------------|---|--|
| Case + Fronts |   | <br>Niche<br>841913 |
| BX/LM + BX/LM | 0 |  |

# SANTANA

## TV Unit

841404


TV Unit 02 2SD + 1N



- 2 sliding Doors and 1 Niche
- Metal Foot and Handle always in LF Finish
- Niche LEDs (optional)

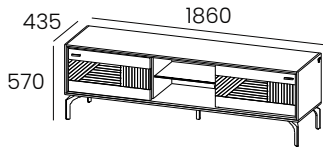
**W:65 3/8" H:22 1/2" D:17 1/8"**

| kg | m3    | vol | eco         |
|----|-------|-----|-------------|
| 53 | 0,411 | 3   | 01017010280 |

| INFO SHEET    |   |  |
|---------------|---|--|
| Case + Fronts |   | <br>Niche<br>841914 |
| BX/LM + BX/LM | 0 |  |

841402


TV Unit 02 2SD + 1N



- 2 sliding Doors and 1 Niche
- Metal Foot and Handle always in LF Finish
- Niche LEDs (optional)

**W:73 1/4" H:22 1/2" D:17 1/8"**

| kg | m3    | vol | eco         |
|----|-------|-----|-------------|
| 58 | 0,456 | 3   | 01017010280 |

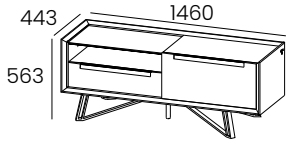
| INFO SHEET    |   |  |
|---------------|---|--|
| Case + Fronts |   | <br>Niche<br>841915 |
| BX/LM + BX/LM | 0 |  |

# TAIGA

## TV Unit

831409


TV Unit 01 Right 1N+1D+1D



- Top in LM or BX Finish and Glass
- 1 Niche and 2 Drawers
- Metal Foot and Handle always in LF Finish
- Niche LEDs (optional)

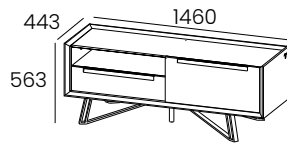
**W:57 1/2" H:22 1/8" D:17 1/2"**

|    |       |     |             |
|----|-------|-----|-------------|
| kg | m3    | vol | eco         |
| 78 | 0,514 | 2   | 01017010290 |

| INFO SHEET |        |   |   |
|------------|--------|---|---|
| Case       | Fronts |   | <br>Niche 831909 |
| LM         | BX/LM  | 0 |   |
|            | LB     | 0 |   |

831410


TV Unit 01 Right 1N+1D+1D



- Top in LM or BX Finish
- 1 Niche and 2 Drawers
- Metal Foot and Handle always in LF Finish
- Niche LEDs (optional)

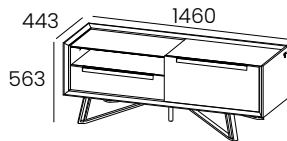
**W:57 1/2" H:22 1/8" D:17 1/2"**

|    |       |     |             |
|----|-------|-----|-------------|
| kg | m3    | vol | eco         |
| 76 | 0,514 | 2   | 01017010290 |

| INFO SHEET |        |   |   |
|------------|--------|---|---|
| Case       | Fronts |   | <br>Niche 831909 |
| LM/BX      | BX/LM  | 0 |   |
|            | LB     | 0 |   |

831411


TV Unit 01 Right 1N+1D+1DD



- Top in LM or BX Finish and Glass
- 1 Niche , 1 Drawer and 1 Drop Down Door
- Metal Foot and Handle always in LF Finish
- Niche LEDs (optional)

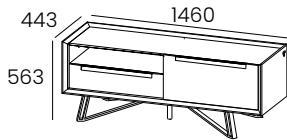
**W:57 1/2" H:22 1/8" D:17 1/2"**

|    |       |     |             |
|----|-------|-----|-------------|
| kg | m3    | vol | eco         |
| 71 | 0,514 | 2   | 01017010290 |

| INFO SHEET |        |   |  |
|------------|--------|---|--|
| Case       | Fronts |   | <br>Niche 831909 |
| LM/BX      | BX/LM  | 0 |  |
|            | LB     | 0 |  |

831412


TV Unit 01 Right 1N+1D+1DD



- Top in LM or BX Finish
- 1 Niche , 1 Drawer and 1 Drop Down Door
- Metal Foot and Handle always in LF Finish
- Niche LEDs (optional)

**W:57 1/2" H:22 1/8" D:17 1/2"**

|    |       |     |             |
|----|-------|-----|-------------|
| kg | m3    | vol | eco         |
| 69 | 0,514 | 2   | 01017010290 |

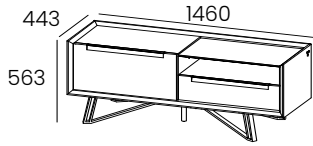
| INFO SHEET |        |   |   |
|------------|--------|---|---|
| Case       | Fronts |   | <br>Niche 831909 |
| LM/BX      | BX/LM  | 0 |   |
|            | LB     | 0 |   |

# TAIGA

## TV Unit

831413


TV Unit 01 Left 1D+1D+1N



- Top in LM or BX Finish and Glass
- 2 Drawers and 1 Niche
- Metal Foot and Handle always in LF Finish
- Niche LEDs (optional)

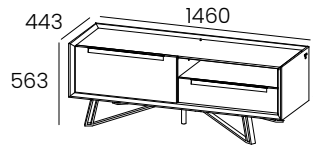
W:57 1/2" H:22 1/8" D:17 1/2"

| kg | m3    | vol | eco         |
|----|-------|-----|-------------|
| 78 | 0,514 | 2   | 01017010290 |

| INFO SHEET |        |   |   |
|------------|--------|---|---|
| Case       | Fronts |   | <br>Niche 831909 |
| LM         | BX/LM  | 0 |   |
|            | LB     | 0 |   |

831414


TV Unit 01 Left 1D+1D+1N



- Top in LM or BX Finish
- 2 Drawers and 1 Niche
- Metal Foot and Handle always in LF Finish
- Niche LEDs (optional)

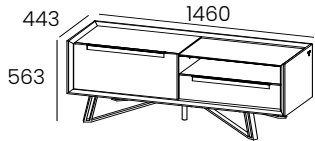
W:57 1/2" H:22 1/8" D:17 1/2"

| kg | m3    | vol | eco         |
|----|-------|-----|-------------|
| 76 | 0,514 | 2   | 01017010290 |

| INFO SHEET |        |   |   |
|------------|--------|---|---|
| Case       | Fronts |   | <br>Niche 831909 |
| LM         | BX/LM  | 0 |   |
|            | LB     | 0 |   |

831415


TV Unit 01 Left 1DD+1D+1N



- Top in LM or BX Finish and Glass
- 1 Drop Down Door, 1 Drawer, and 1 Niche
- Metal Foot and Handle always in LF Finish
- Niche LEDs (optional)

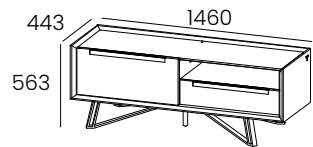
W:57 1/2" H:22 1/8" D:17 1/2"

| kg | m3    | vol | eco         |
|----|-------|-----|-------------|
| 71 | 0,514 | 2   | 01017010290 |

| INFO SHEET |        |   |   |
|------------|--------|---|---|
| Case       | Fronts |   | <br>Niche 831909 |
| LM         | BX/LM  | 0 |   |
|            | LB     | 0 |   |

831416


TV Unit 01 Left 1DD+1D+1N



- Top in LM or BX Finish
- 1 Drop Down Door, 1 Drawer, and 1 Niche
- Metal Foot and Handle always in LF Finish
- Niche LEDs (optional)

W:57 1/2" H:22 1/8" D:17 1/2"

| kg | m3    | vol | eco         |
|----|-------|-----|-------------|
| 69 | 0,514 | 2   | 01017010290 |

| INFO SHEET |        |   |   |
|------------|--------|---|---|
| Case       | Fronts |   | <br>Niche 831909 |
| LM         | BX/LM  | 0 |   |
|            | LB     | 0 |   |

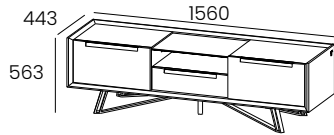


# TAIGA

## TV Unit

831403


TV Unit 01 1DD+1D+1N+1DD



- Top in LM or BX Finish and Glass
- 1 Drop Down Door, 1 Drawer, 1 Niche and 1 Drop Down Door
- Metal Foot and Handle always in LF Finish
- Niche LEDs (optional)

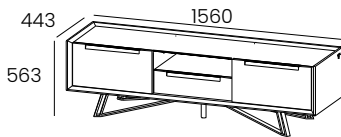
W:61 1/2" H:22 1/8" D:17 1/2"

| kg | m3    | vol | eco         |
|----|-------|-----|-------------|
| 76 | 0,538 | 2   | 01017010290 |

| INFO SHEET |        |   |   |
|------------|--------|---|---|
| Case       | Fronts |   | <br>Niche 831911 |
| LM         | BX/LM  | 0 |   |
|            | LB     | 0 |   |

831407


TV Unit 01 1DD+1D+1N+1DD



- Top in LM or BX Finish
- 1 Drop Down Door, 1 Drawer, 1 Niche and 1 Drop Down Door
- Metal Foot and Handle always in LF Finish
- Niche LEDs (optional)

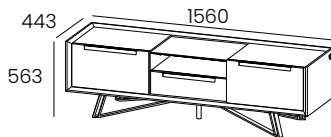
W:61 1/2" H:22 1/8" D:17 1/2"

| kg | m3    | vol | eco         |
|----|-------|-----|-------------|
| 83 | 0,538 | 2   | 01017010290 |

| INFO SHEET |        |   |   |
|------------|--------|---|---|
| Case       | Fronts |   | <br>Niche 831911 |
| LM         | BX/LM  | 0 |   |
|            | LB     | 0 |   |

831404


TV Unit 01 1D+1D+1N+1D



- Top in LM or BX Finish and Glass
- 1 Drawer, 1 Drawer, 1 Niche and 1 Drawer
- Metal Foot and Handle always in LF Finish
- Niche LEDs (optional)

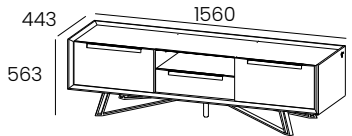
W:61 1/2" H:22 1/8" D:17 1/2"

| kg | m3    | vol | eco         |
|----|-------|-----|-------------|
| 87 | 0,538 | 2   | 01017010290 |

| INFO SHEET |        |   |   |
|------------|--------|---|---|
| Case       | Fronts |   | <br>Niche 831911 |
| LM         | BX/LM  | 0 |   |
|            | LB     | 0 |   |

831408


TV Unit 01 1D+1D+1N+1D



- Top in LM or BX Finish
- 1 Drawer, 1 Drawer, 1 Niche and 1 Drawer
- Metal Foot and Handle always in LF Finish
- Niche LEDs (optional)

W:61 1/2" H:22 1/8" D:17 1/2"

| kg | m3    | vol | eco         |
|----|-------|-----|-------------|
| 86 | 0,538 | 2   | 01017010290 |

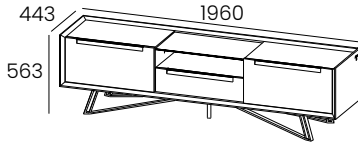
| INFO SHEET |        |   |   |
|------------|--------|---|---|
| Case       | Fronts |   | <br>Niche 831911 |
| LM         | BX/LM  | 0 |   |
|            | LB     | 0 |   |

# TAIGA

## TV Unit

831401


TV Unit 01 1D+1D+1N+1D



- Top in LM or BX Finish and Glass
- 1 Drawer, 1 Drawer, 1 Niche and 1 Drawer
- Metal Foot and Handle always in LF Finish
- Niche LEDs (optional)

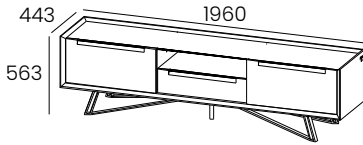
**W:77 1/8" H:22 1/8" D:17 1/2"**

| kg  | m3    | vol | eco         |
|-----|-------|-----|-------------|
| 102 | 0,681 | 2   | 01017010300 |

| INFO SHEET |        |   |   |
|------------|--------|---|---|
| Case       | Fronts |   | <br>Niche 831912 |
| LM         | BX/LM  | 0 |   |
|            | LB     | 0 |   |

831405


TV Unit 01 1D+1D+1N+1D



- Top in LM or BX Finish
- 1 Drawer, 1 Drawer, 1 Niche and 1 Drawer
- Metal Foot and Handle always in LF Finish
- Niche LEDs (optional)

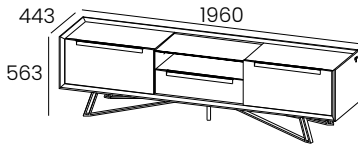
**W:77 1/8" H:22 1/8" D:17 1/2"**

| kg  | m3    | vol | eco         |
|-----|-------|-----|-------------|
| 111 | 0,681 | 2   | 01017010300 |

| INFO SHEET |        |   |   |
|------------|--------|---|---|
| Case       | Fronts |   | <br>Niche 831912 |
| LM         | BX/LM  | 0 |   |
|            | LB     | 0 |   |

831402


TV Unit 01 1DD+1D+1N+1DD



- Top in LM or BX Finish and Glass
- 1 Drop Down Door, 1 Drawer, 1 Niche and 1 Drop Down Door
- Metal Foot and Handle always in LF Finish
- Niche LEDs (optional)

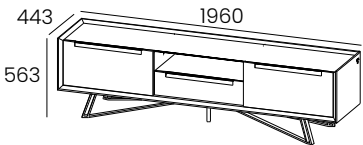
**W:77 1/8" H:22 1/8" D:17 1/2"**

| kg  | m3    | vol | eco         |
|-----|-------|-----|-------------|
| 101 | 0,681 | 2   | 01017010300 |

| INFO SHEET |        |   |   |
|------------|--------|---|---|
| Case       | Fronts |   | <br>Niche 831912 |
| LM         | BX/LM  | 0 |   |
|            | LB     | 0 |   |

831406


TV Unit 01 1DD+1D+1N+1DD



- Top in LM or BX Finish
- 1 Drop Down Door, 1 Drawer, 1 Niche and 1 Drop Down Door
- Metal Foot and Handle always in LF Finish
- Niche LEDs (optional)

**W:77 1/8" H:22 1/8" D:17 1/2"**

| kg | m3    | vol | eco         |
|----|-------|-----|-------------|
| 98 | 0,681 | 2   | 01017010290 |

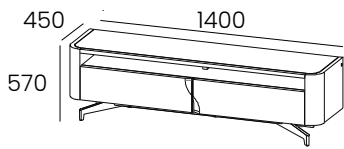
| INFO SHEET |        |   |   |
|------------|--------|---|---|
| Case       | Fronts |   | <br>Niche 831912 |
| LM         | BX/LM  | 0 |   |
|            | LB     | 0 |   |

# WIND

## TV Unit

711407


TV Unit 1N + 2D



- 1 Niche and 2 Drawers
- Foot and Handles always in LF Finish, except LF-018
- you must Choose the Finish of the Cabinet Top, BX, LM, LF or CM
- Niche LEDs (optional)

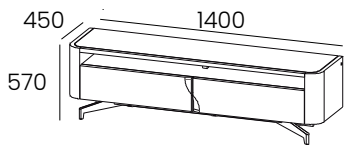
**W:55 1/8" H:22 1/2" D:17 3/4"**

| kg | m3    | vol | eco         |
|----|-------|-----|-------------|
| 66 | 0,389 | 3   | 01017010290 |

| INFO SHEET           |   | <br>Niche<br>711901 |
|----------------------|---|--|
| Case + Fronts        |   |  |
| BX + BX              | 0 |  |
| LM + LM              | 0 |  |
| LB + LB              | 0 |  |
| LBM + LBM            | 0 |  |
| Cabinet Top - 711211 |   | 0  |
| BX                   | 0 |  |
| LM                   | 0 |  |
| LF                   | 0 |  |
| CM - S01             | 0 |  |
| CM - S03             |   |  |

711408


TV Unit 1N + 2DD



- 1 Niche and 2 Drop-Down Doors
- Foot and Handles always in LF Finish, except LF-018
- you must Choose the Finish of the Cabinet Top, BX, LM, LF or CM
- Niche LEDs (optional)

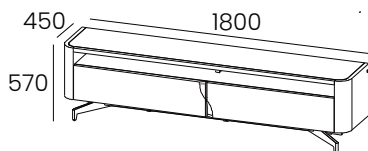
**W:55 1/8" H:22 1/2" D:17 3/4"**

| kg | m3    | vol | eco         |
|----|-------|-----|-------------|
| 56 | 0,389 | 4   | 01017010280 |

| INFO SHEET           |   | <br>Niche<br>711901 |
|----------------------|---|--|
| Case + Fronts        |   |  |
| BX + BX              | 0 |  |
| LM + LM              | 0 |  |
| LB + LB              | 0 |  |
| LBM + LBM            | 0 |  |
| Cabinet Top - 711211 |   | 0  |
| BX                   | 0 |  |
| LM                   | 0 |  |
| LF                   | 0 |  |
| CM - S01             | 0 |  |
| CM - S03             |   |  |

711401


TV Unit 1N + 2D



- 1 Niche and 2 Drawers
- Foot and Handles always in LF Finish, except LF-018
- you must Choose the Finish of the Cabinet Top, BX, LM, LF or CM
- Niche LEDs (optional)

**W:70 1/8" H:22 1/2" D:17 3/4"**

| kg | m3    | vol | eco         |
|----|-------|-----|-------------|
| 77 | 0,498 | 3   | 01017010290 |

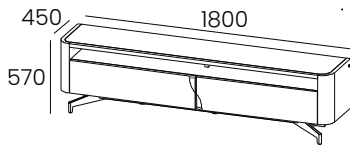
| INFO SHEET           |   | <br>Niche<br>711902 |
|----------------------|---|--|
| Case + Fronts        |   |  |
| BX + BX              | 0 |  |
| LM + LM              | 0 |  |
| LB + LB              | 0 |  |
| LBM + LBM            | 0 |  |
| Cabinet Top - 711212 |   | 0  |
| BX                   | 0 |  |
| LM                   | 0 |  |
| LF                   | 0 |  |
| CM - S01             | 0 |  |
| CM - S03             |   |  |

# WIND

## TV Unit

711402


TV Unit 1N + 2DD



- 1 Niche and 2 Drop-Down Doors
- Foot and Handles always in LF Finish, except LF-018
- you must Choose the Finish of the Cabinet Top, BX, LM, LF or CM
- Niche LEDs (optional)

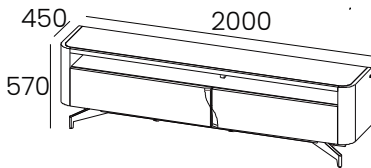
**W:70 1/8" H:22 1/2" D:17 3/4"**

| kg | m3    | vol | eco         |
|----|-------|-----|-------------|
| 69 | 0,498 | 3   | 01017010290 |

| INFO SHEET           |   | <br>Niche<br>711902 |
|----------------------|---|--|
| Case + Fronts        |   |  |
| BX + BX              | 0 |  |
| LM + LM              | 0 |  |
| LB + LB              | 0 |  |
| LBM + LBM            | 0 |  |
| Cabinet Top - 711212 |   | 0  |
| BX                   | 0 |  |
| LM                   | 0 |  |
| LF                   | 0 |  |
| CM - S01             | 0 |  |
| CM - S03             |   |  |

711404


TV Unit 1N + 2D



- 1 Niche and 2 Drawers
- Foot and Handles always in LF Finish, except LF-018
- you must Choose the Finish of the Cabinet Top, BX, LM, LF or CM
- Niche LEDs (optional)

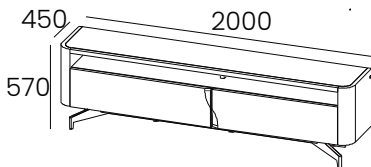
**W:78 3/4" H:22 1/2" D:17 3/4"**

| kg | m3    | vol | eco         |
|----|-------|-----|-------------|
| 85 | 0,553 | 4   | 01017010290 |

| INFO SHEET           |   | <br>Niche<br>711903 |
|----------------------|---|--|
| Case + Fronts        |   |  |
| BX + BX              | 0 |  |
| LM + LM              | 0 |  |
| LB + LB              | 0 |  |
| LBM + LBM            | 0 |  |
| Cabinet Top - 711213 |   | 0  |
| BX                   | 0 |  |
| LM                   | 0 |  |
| LF                   | 0 |  |
| CM - S01             | 0 |  |
| CM - S03             |   |  |

711405


TV Unit 1N + 2DD



- 1 Niche and 2 Drop-Down Doors
- Foot and Handles always in LF Finish, except LF-018
- you must Choose the Finish of the Cabinet Top, BX, LM, LF or CM
- Niche LEDs (optional)

**W:78 3/4" H:22 1/2" D:17 3/4"**

| kg | m3    | vol | eco         |
|----|-------|-----|-------------|
| 75 | 0,553 | 3   | 01017010290 |

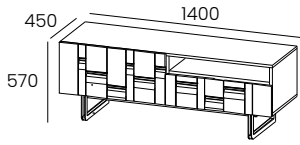
| INFO SHEET           |   | <br>Niche<br>711903 |
|----------------------|---|--|
| Case + Fronts        |   |  |
| BX + BX              | 0 |  |
| LM + LM              | 0 |  |
| LB + LB              | 0 |  |
| LBM + LBM            | 0 |  |
| Cabinet Top - 711213 |   | 0  |
| BX                   | 0 |  |
| LM                   | 0 |  |
| LF                   | 0 |  |
| CM - S01             | 0 |  |
| CM - S03             |   |  |

# CARAT

## TV Unit

771404


TV Unit 01 Left 1DDD+1N+1DDD



W:55 1/8" H:22 1/2" D:17 3/4"

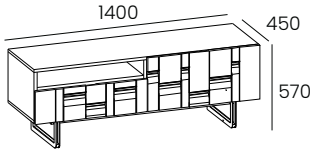
|    |      |     |             |
|----|------|-----|-------------|
| kg | m3   | vol | eco         |
| 57 | 0,43 | 3   | 01017010280 |

- 1 Drop-Down Door, 1 Niche and 1 Drop-Down Door
- Handles always in LF Finish, except LF-018
- Foot always in LF Finish
- Front always in Lacquered Finish, LM or LB
- Front LEDs (optional)
- Choose between Foot P1 or P2

| INFO SHEET    |   |  |
|---------------|---|--|
| Case + Fronts |   | <br>Front<br>771911 |
| BX + LM       | 0 |  |
| BX + LB       | 0 | 0  |
| LM + LM       | 0 | Niche<br>771914  |
| LM + LB       | 0 | 0  |

771414


TV Unit 01 Right 1DDD+1N+1DDD



W:55 1/8" H:22 1/2" D:17 3/4"

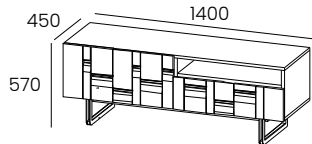
|    |      |     |             |
|----|------|-----|-------------|
| kg | m3   | vol | eco         |
| 57 | 0,43 | 3   | 01017010280 |

- 1 Drop-Down Door, 1 Niche and 1 Drop-Down Door
- Handles always in LF Finish, except LF-018
- Foot always in LF Finish
- Front always in Lacquered Finish, LM or LB
- Front LEDs (optional)
- Choose between Foot P1 or P2

| INFO SHEET    |   |  |
|---------------|---|--|
| Case + Fronts |   | <br>Front<br>771911 |
| BX + LM       | 0 |  |
| BX + LB       | 0 | 0  |
| LM + LM       | 0 | Niche<br>771914  |
| LM + LB       | 0 | 0  |

771405


TV Unit 01 Left 1DR+1N+1DDD



W:55 1/8" H:22 1/2" D:17 3/4"

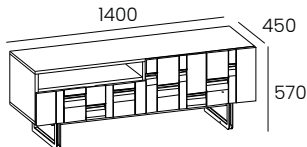
|    |      |     |             |
|----|------|-----|-------------|
| kg | m3   | vol | eco         |
| 58 | 0,43 | 3   | 01017010280 |

- 1 Drawer, 1 Niche and 1 Drop-Down Door
- Drawer with smoves system and partial Extraction
- Handles always in LF Finish, except LF-018
- Foot always in LF Finish
- Front always in Lacquered Finish, LM or LB
- Front LEDs (optional)
- Choose between Foot P1 or P2

| INFO SHEET        |   |  |
|-------------------|---|--|
| Possible Finishes |   | <br>Front<br>771911 |
| BX + LM           | 0 |  |
| BX + LB           | 0 | 0  |
| LM + LM           | 0 | Niche<br>771914  |
| LM + LB           | 0 | 0  |

771415


TV Unit 01 Right 1DR+1N+1DDD

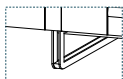


W:55 1/8" H:22 1/2" D:17 3/4"

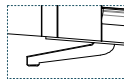
|    |      |     |             |
|----|------|-----|-------------|
| kg | m3   | vol | eco         |
| 58 | 0,43 | 3   | 01017010280 |

- 1 Drawer, 1 Niche and 1 Drop-Down Door
- Drawer with smoves system and partial Extraction
- Handles always in LF Finish, except LF-018
- Foot always in LF Finish
- Front always in Lacquered Finish, LM or LB
- Front LEDs (optional)
- Choose between Foot P1 or P2

| INFO SHEET    |   |  |
|---------------|---|--|
| Case + Fronts |   | <br>Front<br>771911 |
| BX + LM       | 0 |  |
| BX + LB       | 0 | 0  |
| LM + LM       | 0 | Niche<br>771914  |
| LM + LB       | 0 | 0  |



P1



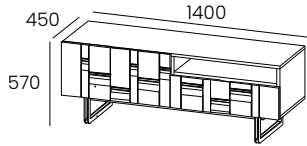
P2

# CARAT

## TV Unit

771406


TV Unit 01 Left 1DDD+1N+1DR



W:55 1/8" H:22 1/2" D:17 3/4"

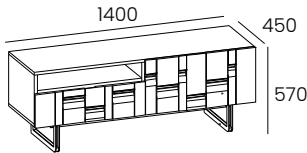
|    |      |     |             |
|----|------|-----|-------------|
| kg | m3   | vol | eco         |
| 58 | 0,43 | 3   | 01017010280 |

- 1 Drop-Down Door, 1 Niche and 1 Drawer
- Drawer with smoves system and partial Extraction
- Handles always in LF Finish, except LF-018
- Foot always in LF Finish
- Front always in Lacquered Finish, LM or LB
- Front LEDs (optional)
- Choose between Foot P1 or P2

| INFO SHEET    |   |  |
|---------------|---|--|
| Case + Fronts |   | <br>Front<br>771911 |
| BX + LM       | 0 |  |
| BX + LB       | 0 | Niche<br>771914  |
| LM + LM       | 0 | 0  |
| LM + LB       | 0 |  |

771416


TV Unit 01 Right 1PA+1N+1T



W:55 1/8" H:22 1/2" D:17 3/4"

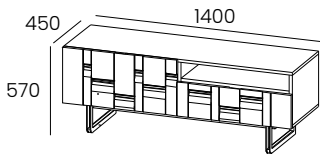
|    |      |     |             |
|----|------|-----|-------------|
| kg | m3   | vol | eco         |
| 58 | 0,43 | 3   | 01017010280 |

- 1 Drop-Down Door, 1 Niche and 1 Drawer
- Drawer with smoves system and partial Extraction
- Handles always in LF Finish, except LF-018
- Foot always in LF Finish
- Front always in Lacquered Finish, LM or LB
- Front LEDs (optional)
- Choose between Foot P1 or P2

| INFO SHEET    |   |  |
|---------------|---|--|
| Case + Fronts |   | <br>Front<br>771911 |
| BX + LM       | 0 |  |
| BX + LB       | 0 | Niche<br>771914  |
| LM + LM       | 0 | 0  |
| LM + LB       | 0 |  |

771407


TV Unit 01 Left 1DR+1N+1DR



W:55 1/8" H:22 1/2" D:17 3/4"

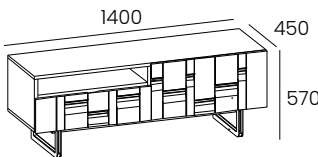
|    |      |     |             |
|----|------|-----|-------------|
| kg | m3   | vol | eco         |
| 66 | 0,43 | 3   | 01017010290 |

- 1 Drawer, 1 Niche and 1 Drawer
- Drawers with smoves system and partial Extraction
- Handles always in LF Finish, except LF-018
- Foot always in LF Finish
- Front always in Lacquered Finish, LM or LB
- Front LEDs (optional)
- Choose between Foot P1 or P2

| INFO SHEET    |   |   |
|---------------|---|---|
| Case + Fronts |   | <br>Front<br>771911 |
| BX + LM       | 0 |   |
| BX + LB       | 0 | Niche<br>771914   |
| LM + LM       | 0 | 0   |
| LM + LB       | 0 |   |

771417


TV Unit 01 Right 1DR+1N+1DR

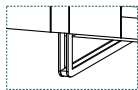


W:55 1/8" H:22 1/2" D:17 3/4"

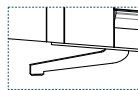
|    |      |     |             |
|----|------|-----|-------------|
| kg | m3   | vol | eco         |
| 66 | 0,43 | 3   | 01017010290 |

- 1 Drawer, 1 Niche and 1 Drawer
- Drawers with smoves system and partial Extraction
- Handles always in LF Finish, except LF-018
- Foot always in LF Finish
- Front always in Lacquered Finish, LM or LB
- Front LEDs (optional)
- Choose between Foot P1 or P2

| INFO SHEET    |   |  |
|---------------|---|--|
| Case + Fronts |   | <br>Front<br>771911 |
| BX + LM       | 0 |  |
| BX + LB       | 0 | Niche<br>771914  |
| LM + LM       | 0 | 0  |
| LM + LB       | 0 |  |



P1



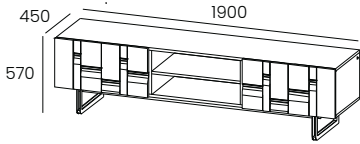
P2

# CARAT

## TV Unit

771401


TV Unit 01 1DDD+1N+1DDD



W:74 7/8" H:22 1/2" D:17 3/4"

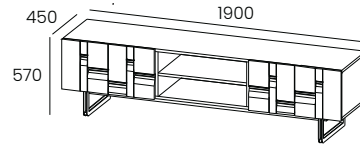
|    |      |     |             |
|----|------|-----|-------------|
| kg | m3   | vol | eco         |
| 61 | 0,58 | 3   | 01017010290 |

- 1 Drop-Down Door, 1 Niche and 1 Drop-Down Door
- 1 Fixed Shelf in BX or LM Finish in the Niche
- Handles always in LF Finish, except LF-018
- Foot always in LF Finish
- Front always in Lacquered Finish, LM or LB
- Front LEDs (optional)
- Choose between Foot P1 or P2

| INFO SHEET    |   |  |
|---------------|---|--|
| Case + Fronts |   | <br>Front<br>771910 |
| BX + LM       | 0 |  |
| BX + LB       | 0 | 0  |
| LM + LM       | 0 | Niche<br>771913  |
| LM + LB       | 0 | 0  |

771402


TV Unit 01 - 1900 1DR+1N+1DR



W:74 7/8" H:22 1/2" D:17 3/4"

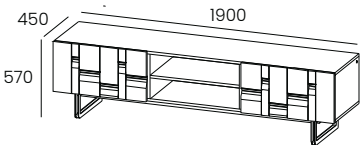
|    |      |     |             |
|----|------|-----|-------------|
| kg | m3   | vol | eco         |
| 79 | 0,58 | 3   | 01017010290 |

- 1 Drawer, 1 Niche and 1 Drawer
- Drawers with smoves system and partial Extraction
- 1 Fixed Shelf in BX or LM Finish in the Niche
- Handles always in LF Finish, except LF-018
- Foot always in LF Finish
- Front always in Lacquered Finish, LM or LB
- Front LEDs (optional)
- Choose between Foot P1 or P2

| INFO SHEET    |   |  |
|---------------|---|--|
| Case + Fronts |   | <br>Front<br>771910 |
| BX + LM       | 0 |  |
| BX + LB       | 0 | 0  |
| LM + LM       | 0 | Niche<br>771913  |
| LM + LB       | 0 | 0  |

771403


TV Unit 01 1DR+1N+1DDD



W:74 7/8" H:22 1/2" D:17 3/4"

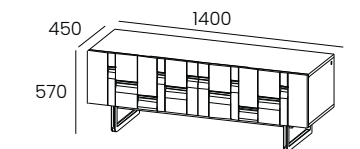
|    |      |     |             |
|----|------|-----|-------------|
| kg | m3   | vol | eco         |
| 74 | 0,58 | 3   | 01017010290 |

- 1 Drawer, 1 Niche and 1 Drop Down Door
- Drawers with smoves system and partial Extraction
- 1 Fixed Shelf in BX or LM Finish in the Niche
- Handles always in LF Finish, except LF-018
- Foot always in LF Finish
- Front always in Lacquered Finish, LM or LB
- Front LEDs (optional)
- Choose between Foot P1 or P2

| INFO SHEET    |   |   |
|---------------|---|---|
| Case + Fronts |   | <br>Front<br>771910 |
| BX + LM       | 0 |   |
| BX + LB       | 0 | 0   |
| LM + LM       | 0 | Niche<br>771913   |
| LM + LB       | 0 | 0   |

771411


TV Unit 02 2DDD

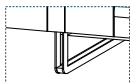


W:55 1/8" H:22 1/2" D:17 3/4"

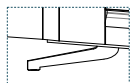
|    |      |     |             |
|----|------|-----|-------------|
| kg | m3   | vol | eco         |
| 52 | 0,43 | 3   | 01017010280 |

- 2 Drop-Down Doors
- Handles always in LF Finish, except LF-018
- Foot always in LF Finish
- Front always in Lacquered Finish, LM or LB
- Front LEDs (optional)
- Choose between Foot P1 or P2

| INFO SHEET    |   |  |
|---------------|---|--|
| Case + Fronts |   | <br>Front<br>771911 |
| BX + LM       | 0 |  |
| BX + LB       | 0 |  |
| LM + LM       | 0 | 0  |
| LM + LB       | 0 |  |



P1

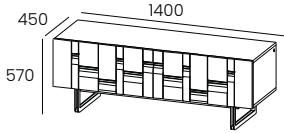


P2

# CARAT

## TV Unit

771412




**W:55 1/8" H:22 1/2" D:17 3/4"**

|    |      |     |             |
|----|------|-----|-------------|
| kg | m3   | vol | eco         |
| 64 | 0,43 | 3   | 01017010290 |

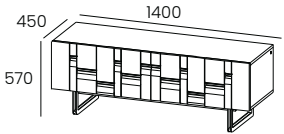
TV Unit 02 2DR

- 2 Drawers
- Drawers with smoves system and partial Extraction
- Handles always in LF Finish, except LF-018
- Foot always in LF Finish
- Front always in Lacquered Finish, LM or LB
- Front LEDs (optional)
- Choose between Foot P1 or P2

### INFO SHEET

| Case + Fronts |   | <br>Front<br>771911 |
|---------------|---|--|
| BX + LM       | 0 |  |
| BX + LB       | 0 |  |
| LM + LM       | 0 |  |
| LM + LB       | 0 |  |

771413




**W:55 1/8" H:22 1/2" D:17 3/4"**

|    |      |     |             |
|----|------|-----|-------------|
| kg | m3   | vol | eco         |
| 58 | 0,43 | 3   | 01017010280 |

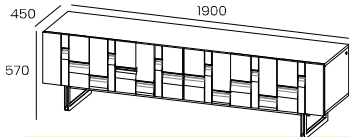
TV Unit 02 1DR+1DDD

- 1 Drawer and 1 Drop-Down Door
- Drawer with smoves system and partial Extraction
- Handles always in LF Finish, except LF-018
- Foot always in LF Finish
- Front always in Lacquered Finish, LM or LB
- Front LEDs (optional)
- Choose between Foot P1 or P2

### INFO SHEET

| Case + Fronts |   | <br>Front<br>771911 |
|---------------|---|--|
| BX + LM       | 0 |  |
| BX + LB       | 0 |  |
| LM + LM       | 0 |  |
| LM + LB       | 0 |  |

771408




**W:74 7/8" H:22 1/2" D:17 3/4"**

|    |      |     |             |
|----|------|-----|-------------|
| kg | m3   | vol | eco         |
| 62 | 0,58 | 3   | 01017010290 |

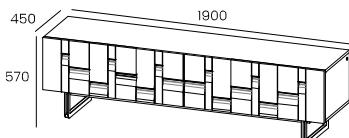
TV Unit 02 2DDD

- 2 Drop-Down Doors
- Handles always in LF Finish, except LF-018
- Foot always in LF Finish
- Front always in Lacquered Finish, LM or LB
- Front LEDs (optional)
- Choose between Foot P1 or P2

### INFO SHEET

| Case + Fronts |   | <br>Front<br>771912 |
|---------------|---|--|
| BX + LM       | 0 |  |
| BX + LB       | 0 |  |
| LM + LM       | 0 |  |
| LM + LB       | 0 |  |

771409




**W:74 7/8" H:22 1/2" D:17 3/4"**

|    |      |     |             |
|----|------|-----|-------------|
| kg | m3   | vol | eco         |
| 74 | 0,58 | 3   | 01017010290 |

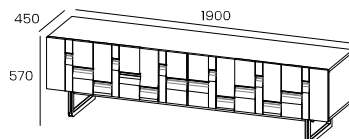
TV Unit 02 2DR

- 2 Drawers
- Drawers with smoves system and partial Extraction
- Handles always in LF Finish, except LF-018
- Foot always in LF Finish
- Front always in Lacquered Finish, LM or LB
- Front LEDs (optional)
- Choose between Foot P1 or P2

### INFO SHEET

| Case + Fronts |   | <br>Front<br>771912 |
|---------------|---|--|
| BX + LM       | 0 |  |
| BX + LB       | 0 |  |
| LM + LM       | 0 |  |
| LM + LB       | 0 |  |

771410




**W:74 7/8" H:22 1/2" D:17 3/4"**

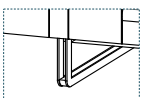
|    |      |     |             |
|----|------|-----|-------------|
| kg | m3   | vol | eco         |
| 69 | 0,58 | 3   | 01017010290 |

TV Unit 02 1DR+1DDD

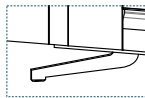
- 1 Drawer and 1 Drop-Down Door
- Drawer with smoves system and partial Extraction
- Handles always in LF Finish, except LF-018
- Foot always in LF Finish
- Front always in Lacquered Finish, LM or LB
- Front LEDs (optional)
- Choose between Foot P1 or P2

### INFO SHEET

| Case + Fronts |   | <br>Front<br>771912 |
|---------------|---|--|
| BX + LM       | 0 |  |
| BX + LB       | 0 |  |
| LM + LM       | 0 |  |
| LM + LB       | 0 |  |



P1



P2

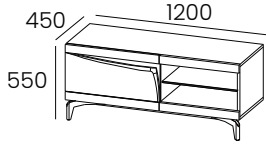


# IRIS

## TV Unit

621441

TV Unit 01 Left 1D + 1N



- 1 Drawer and 1 Niche
- Metal Foot and Motif always in LF Finish
- Back and Niche LEDs (optional)

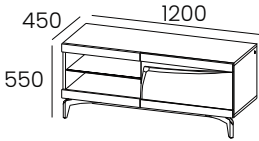
W:47 1/4" H:21 5/8" D:17 3/4"

|    |       |     |             |
|----|-------|-----|-------------|
| kg | m3    | vol | eco         |
| 57 | 0,359 | 3   | 01017010280 |

| INFO SHEET |        |   |                     |
|------------|--------|---|---------------------|
| Case       | Fronts |   | Back<br>621921<br>0 |
| BX/LM      | LM     | 0 |                     |
|            | LB     | 0 |                     |

621442

TV Unit 01 Right 1N + 1D



- 1 Niche and 1 Drawer
- Metal Foot and Motif always in LF Finish
- Back and Niche LEDs (optional)

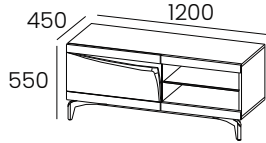
W:47 1/4" H:21 5/8" D:17 3/4"

|    |       |     |             |
|----|-------|-----|-------------|
| kg | m3    | vol | eco         |
| 57 | 0,359 | 3   | 01017010280 |

| INFO SHEET |        |   |                     |
|------------|--------|---|---------------------|
| Case       | Fronts |   | Back<br>621921<br>0 |
| BX/LM      | LM     | 0 |                     |
|            | LB     | 0 |                     |

621443

TV Unit 01 Left 1DD + 1N



- 1 Drop-Down Door and 1 Niche
- Metal Foot and Motif always in LF Finish
- Back and Niche LEDs (optional)

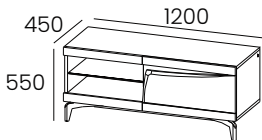
W:47 1/4" H:21 5/8" D:17 3/4"

|    |       |     |             |
|----|-------|-----|-------------|
| kg | m3    | vol | eco         |
| 50 | 0,359 | 3   | 01017010280 |

| INFO SHEET |        |   |                     |
|------------|--------|---|---------------------|
| Case       | Fronts |   | Back<br>621921<br>0 |
| BX/LM      | LM     | 0 |                     |
|            | LB     | 0 |                     |

621444

TV Unit 01 Right 1N + 1DD



- 1 Niche and 1 Drop-Down Door
- Metal Foot and Motif always in LF Finish
- Back and Niche LEDs (optional)

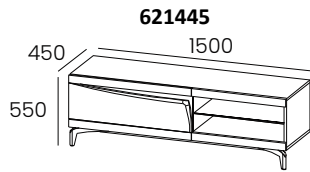
W:47 1/4" H:21 5/8" D:17 3/4"

|    |       |     |             |
|----|-------|-----|-------------|
| kg | m3    | vol | eco         |
| 50 | 0,359 | 3   | 01017010280 |

| INFO SHEET |        |   |                     |
|------------|--------|---|---------------------|
| Case       | Fronts |   | Back<br>621921<br>0 |
| BX/LM      | LM     | 0 |                     |
|            | LB     | 0 |                     |

# IRIS

## TV Unit




621445

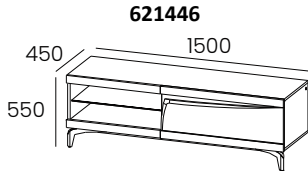
TV Unit 01 Left 1D + 1N

- 1 Drawer and 1 Niche
- Metal Foot and Motif always in LF Finish
- Back and Niche LEDs (optional)

W:59" H:21 5/8" D:17 3/4"

|    |       |     |             |
|----|-------|-----|-------------|
| kg | m3    | vol | eco         |
| 68 | 0,443 | 3   | 01017010290 |

| INFO SHEET |        |   |  |
|------------|--------|---|--|
| Case       | Fronts |   | <br>Back<br>621922<br>0 |
| BX/LM      | LM     | 0 |  |
|            | LB     | 0 |  |




621446

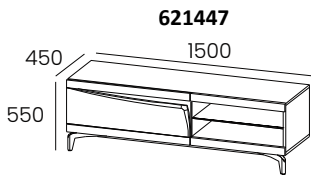
TV Unit 01 Right 1N + 1D

- 1 Niche and 1 Drawer
- Metal Foot and Motif always in LF Finish
- Back and Niche LEDs (optional)

W:59" H:21 5/8" D:17 3/4"

|    |       |     |             |
|----|-------|-----|-------------|
| kg | m3    | vol | eco         |
| 68 | 0,443 | 3   | 01017010290 |

| INFO SHEET |        |   |  |
|------------|--------|---|--|
| Case       | Fronts |   | <br>Back<br>621922<br>0 |
| BX/LM      | LM     | 0 |  |
|            | LB     | 0 |  |




621447

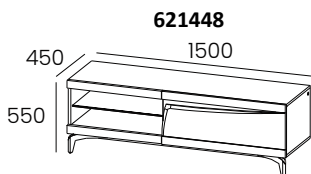
TV Unit 01 Left 1DD + 1N

- 1 Drop-Down Door and 1 Niche
- Metal Foot and Motif always in LF Finish
- Back and Niche LEDs (optional)

W:59" H:21 5/8" D:17 3/4"

|    |       |     |             |
|----|-------|-----|-------------|
| kg | m3    | vol | eco         |
| 60 | 0,443 | 3   | 01017010290 |

| INFO SHEET |        |   |  |
|------------|--------|---|--|
| Case       | Fronts |   | <br>Back<br>621922<br>0 |
| BX/LM      | LM     | 0 |  |
|            | LB     | 0 |  |




621448

TV Unit 01 Right 1N + 1DD

- 1 Niche and 1 Drop-Down Door
- Metal Foot and Motif always in LF Finish
- Back and Niche LEDs (optional)

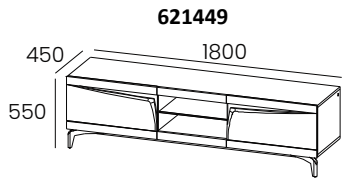
W:59" H:21 5/8" D:17 3/4"

|    |       |     |             |
|----|-------|-----|-------------|
| kg | m3    | vol | eco         |
| 60 | 0,443 | 3   | 01017010290 |

| INFO SHEET |        |   |  |
|------------|--------|---|--|
| Case       | Fronts |   | <br>Back<br>621922<br>0 |
| BX/LM      | LM     | 0 |  |
|            | LB     | 0 |  |

# IRIS

## TV Unit




621449

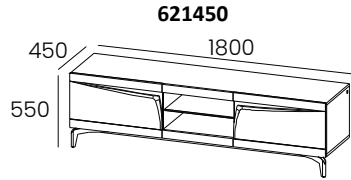
TV Unit 01 1D + 1N + 1D

- 1 Drawer, 1 Niche and 1 Drawer
- Metal Foot and Motif always in LF Finish
- Back and Niche LEDs (optional)

**W:70 7/8" H:21 5/8" D:17 3/4"**

|    |       |     |             |
|----|-------|-----|-------------|
| kg | m3    | vol | eco         |
| 86 | 0,527 | 3   | 01017010290 |

| INFO SHEET |        |   |  |
|------------|--------|---|--|
| Case       | Fronts |   | <br>Back<br>621923<br>0 |
| BX/LM      | LM     | 0 |  |
|            | LB     | 0 |  |




621450

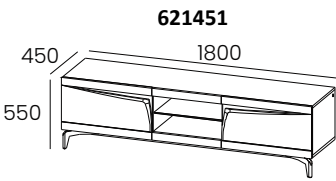
TV Unit 01 1D + 1N + 1DD

- 1 Drawer, 1 Niche and 1 Drop-Down Door
- Metal Foot and Motif always in LF Finish
- Back and Niche LEDs (optional)

**W:70 7/8" H:21 5/8" D:17 3/4"**

|    |       |     |             |
|----|-------|-----|-------------|
| kg | m3    | vol | eco         |
| 80 | 0,527 | 3   | 01017010290 |

| INFO SHEET |        |   |  |
|------------|--------|---|--|
| Case       | Fronts |   | <br>Back<br>621923<br>0 |
| BX/LM      | LM     | 0 |  |
|            | LB     | 0 |  |




621451

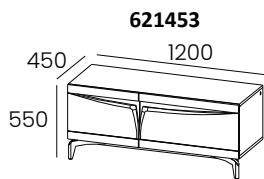
TV Unit 01 1DD + 1N + 1DD

- 1 Drop-Down Door, 1 Niche and 1 Drop-Down Door
- Metal Foot and Motif always in LF Finish
- Back and Niche LEDs (optional)

**W:70 7/8" H:21 5/8" D:17 3/4"**

|    |       |     |             |
|----|-------|-----|-------------|
| kg | m3    | vol | eco         |
| 73 | 0,527 | 3   | 01017010290 |

| INFO SHEET |        |   |  |
|------------|--------|---|--|
| Case       | Fronts |   | <br>Back<br>621923<br>0 |
| BX/LM      | LM     | 0 |  |
|            | LB     | 0 |  |




621453

TV Unit 02 2D

- 2 Drawers
- Metal Foot and Motif always in LF Finish
- Back LEDs (optional)

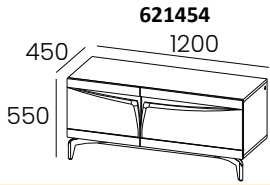
**W:47 1/4" H:21 5/8" D:17 3/4"**

|    |       |     |             |
|----|-------|-----|-------------|
| kg | m3    | vol | eco         |
| 60 | 0,359 | 3   | 01017010280 |

| INFO SHEET |        |   |  |
|------------|--------|---|--|
| Case       | Fronts |   | <br>Back<br>621921<br>0 |
| BX/LM      | LM     | 0 |  |
|            | LB     | 0 |  |

# IRIS

## TV Unit



621454

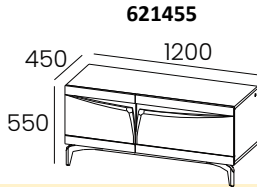
TV Unit 02 1D + 1DD

- 1 Drawer and 1 Drop-Down Door
- Metal Foot and Motif always in LF Finish
- Back LEDs (optional)

W:47 1/4" H:21 5/8" D:17 3/4"

|    |       |     |             |
|----|-------|-----|-------------|
| kg | m3    | vol | eco         |
| 55 | 0,359 | 3   | 01017010280 |

| INFO SHEET |        |   |                |
|------------|--------|---|----------------|
| Case       | Fronts |   | Back<br>621921 |
| BX/LM      | LM     | 0 |                |
|            | LB     | 0 |                |




621455

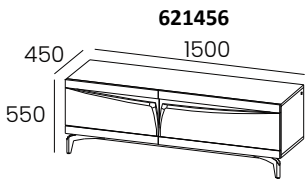
TV Unit 02 2DD

- 2 Drop-Down Doors
- Metal Foot and Motif always in LF Finish
- Back LEDs (optional)

W:47 1/4" H:21 5/8" D:17 3/4"

|    |       |     |             |
|----|-------|-----|-------------|
| kg | m3    | vol | eco         |
| 52 | 0,359 | 3   | 01017010280 |

| INFO SHEET |        |   |   |
|------------|--------|---|---|
| Case       | Fronts |   | Back<br>621921<br> |
| BX/LM      | LM     | 0 |   |
|            | LB     | 0 |   |



621456

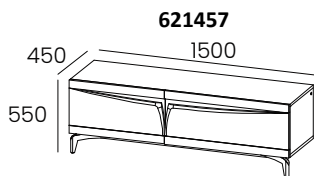
TV Unit 02 2D

- 2 Drawers
- Metal Foot and Motif always in LF Finish
- Back LEDs (optional)

W:59" H:21 5/8" D:17 3/4"

|    |       |     |             |
|----|-------|-----|-------------|
| kg | m3    | vol | eco         |
| 71 | 0,443 | 3   | 01017010290 |

| INFO SHEET |        |   |                |
|------------|--------|---|----------------|
| Case       | Fronts |   | Back<br>621922 |
| BX/LM      | LM     | 0 |                |
|            | LB     | 0 |                |




621457

TV Unit 02 1D + 1DD

- 1 Drawer and 1 Drop-Down Door
- Metal Foot and Motif always in LF Finish
- Back LEDs (optional)

W:59" H:21 5/8" D:17 3/4"

|    |       |     |             |
|----|-------|-----|-------------|
| kg | m3    | vol | eco         |
| 65 | 0,443 | 3   | 01017010290 |

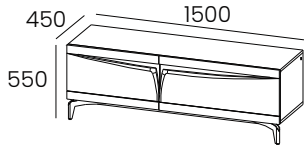
| INFO SHEET |        |   |   |
|------------|--------|---|---|
| Case       | Fronts |   | Back<br>621922<br> |
| BX/LM      | LM     | 0 |   |
|            | LB     | 0 |   |

# IRIS

## TV Unit

621458


TV Unit 02 2DD



- 2 Drop-Down Doors
- Metal Foot and Motif always in LF Finish
- Back LEDs (optional)

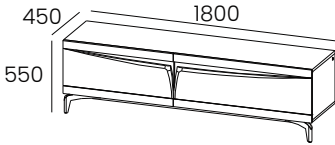
**W:59" H:21 5/8" D:17 3/4"**

| kg | m3    | vol | eco         |
|----|-------|-----|-------------|
| 54 | 0,443 | 3   | 01017010280 |

| INFO SHEET |        |   |   |
|------------|--------|---|---|
| Case       | Fronts |   | <br>Back<br>621922 |
| BX/LM      | LM     | 0 |   |
|            | LB     | 0 |   |

621459


TV Unit 02 2D



- 2 Drawers
- Metal Foot and Motif always in LF Finish
- Back LEDs (optional)

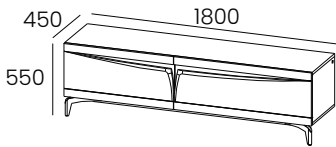
**W:70 7/8" H:21 5/8" D:17 3/4"**

| kg | m3    | vol | eco         |
|----|-------|-----|-------------|
| 83 | 0,527 | 3   | 01017010290 |

| INFO SHEET |        |   |   |
|------------|--------|---|---|
| Case       | Fronts |   | <br>Back<br>621923 |
| BX/LM      | LM     | 0 |   |
|            | LB     | 0 |   |

621460


TV Unit 02 1D + 1DD



- 1 Drawer and 1 Drop-Down Door
- Metal Foot and Motif always in LF Finish
- Back LEDs (optional)

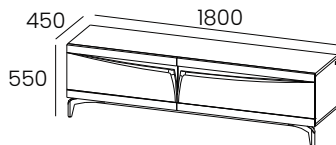
**W:70 7/8" H:21 5/8" D:17 3/4"**

| kg | m3    | vol | eco         |
|----|-------|-----|-------------|
| 73 | 0,527 | 3   | 01017010290 |

| INFO SHEET |        |   |   |
|------------|--------|---|---|
| Case       | Fronts |   | <br>Back<br>621923 |
| BX/LM      | LM     | 0 |   |
|            | LB     | 0 |   |

621461


TV Unit 02 2DD



- 2 Drop-Down Doors
- Metal Foot and Motif always in LF Finish
- Back LEDs (optional)

**W:70 7/8" H:21 5/8" D:17 3/4"**

| kg | m3    | vol | eco         |
|----|-------|-----|-------------|
| 64 | 0,527 | 3   | 01017010290 |

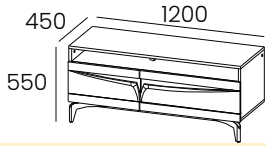
| INFO SHEET |        |   |   |
|------------|--------|---|---|
| Case       | Fronts |   | <br>Back<br>621923 |
| BX/LM      | LM     | 0 |   |
|            | LB     | 0 |   |

# IRIS

## TV Unit

621462


TV Unit 03 1N + 2D



**W:47 1/4" H:21 5/8" D:17 3/4"**

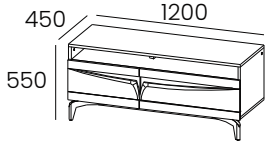
| kg | m3    | vol | eco         |
|----|-------|-----|-------------|
| 61 | 0,359 | 3   | 01017010290 |

- 1 Niche and 2 Drawers
- Metal Foot and Motif always in LF Finish
- Back and Niche LEDs (optional)

| INFO SHEET |        |   |  |
|------------|--------|---|--|
| Case       | Fronts |   | <br>Back<br>621921<br>0 |
| BX/LM      | LM     | 0 |  |
|            | LB     | 0 |  |

621463


TV Unit 03 1N + 1D + 1DD



**W:47 1/4" H:21 5/8" D:17 3/4"**

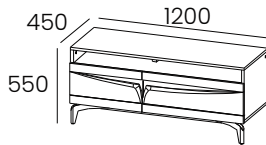
| kg | m3    | vol | eco         |
|----|-------|-----|-------------|
| 56 | 0,359 | 3   | 01017010280 |

- 1 Niche, 1 Drawer and 1 Drop-Down Door
- Metal Foot and Motif always in LF Finish
- Back and Niche LEDs (optional)

| INFO SHEET |        |   |  |
|------------|--------|---|--|
| Case       | Fronts |   | <br>Back<br>621921<br>0 |
| BX/LM      | LM     | 0 |  |
|            | LB     | 0 |  |

621464


TV Unit 03 1N + 2DD



**W:47 1/4" H:21 5/8" D:17 3/4"**

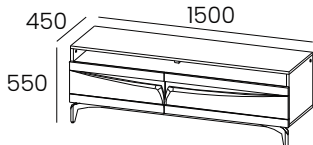
| kg | m3    | vol | eco         |
|----|-------|-----|-------------|
| 50 | 0,359 | 3   | 01017010280 |

- 1 Drawer and 2 Drop-Down Doors
- Metal Foot and Motif always in LF Finish
- Back and Niche LEDs (optional)

| INFO SHEET |        |   |  |
|------------|--------|---|--|
| Case       | Fronts |   | <br>Back<br>621921<br>0 |
| BX/LM      | LM     | 0 |  |
|            | LB     | 0 |  |

621465


Unit 03 1N + 2D



**W:59" H:21 5/8" D:17 3/4"**

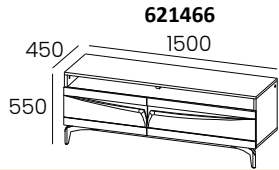
| kg | m3    | vol | eco         |
|----|-------|-----|-------------|
| 73 | 0,443 | 3   | 01017010290 |

- 1 Niche and 2 Drawers
- Metal Foot and Motif always in LF Finish
- Back and Niche LEDs (optional)

| INFO SHEET |        |   |  |
|------------|--------|---|--|
| Case       | Fronts |   | <br>Back<br>621922<br>0 |
| BX/LM      | LM     | 0 |  |
|            | LB     | 0 |  |

# IRIS

## TV Unit




621466

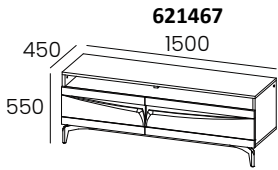
TV Unit 03 1N + 1D + 1DD

- 1 Niche, 1 Drawer and 1 Drop-Down Door
- Metal Foot and Motif always in LF Finish
- Back and Niche LEDs (optional)

**W:59" H:21 5/8" D:17 3/4"**

|    |       |     |             |
|----|-------|-----|-------------|
| kg | m3    | vol | eco         |
| 66 | 0,443 | 3   | 01017010290 |

| INFO SHEET |        |   |  |
|------------|--------|---|--|
| Case       | Fronts |   | <br>Back<br>621922<br>0 |
| BX/LM      | LM     | 0 |  |
|            | LB     | 0 |  |




621467

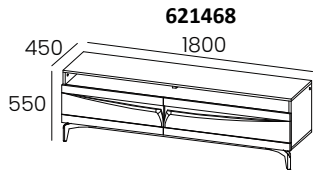
TV Unit 03 1N + 2DD

- 1 Niche and 2 Drop-Down Doors
- Metal Foot and Motif always in LF Finish
- Back and Niche LEDs (optional)

**W:59" H:21 5/8" D:17 3/4"**

|    |       |     |             |
|----|-------|-----|-------------|
| kg | m3    | vol | eco         |
| 61 | 0,443 | 3   | 01017010290 |

| INFO SHEET |        |   |  |
|------------|--------|---|--|
| Case       | Fronts |   | <br>Back<br>621922<br>0 |
| BX/LM      | LM     | 0 |  |
|            | LB     | 0 |  |




621468

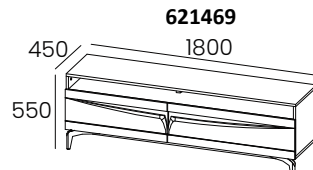
TV Unit 03 1N + 2D

- 1 Niche and 2 Drawers
- Metal Foot and Motif always in LF Finish
- Back and Niche LEDs (optional)

**W:70 7/8" H:21 5/8" D:17 3/4"**

|    |       |     |             |
|----|-------|-----|-------------|
| kg | m3    | vol | eco         |
| 85 | 0,512 | 3   | 01017010290 |

| INFO SHEET |        |   |  |
|------------|--------|---|--|
| Case       | Fronts |   | <br>Back<br>621923<br>0 |
| BX/LM      | LM     | 0 |  |
|            | LB     | 0 |  |




621469

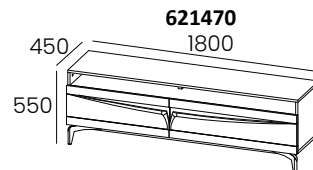
TV Unit 03 1N + 1D + 1DD

- 1 Niche, 1 Drawer and 1 Drop-Down Door
- Metal Foot and Motif always in LF Finish
- Back and Niche LEDs (optional)

**W:70 7/8" H:21 5/8" D:17 3/4"**

|    |       |     |             |
|----|-------|-----|-------------|
| kg | m3    | vol | eco         |
| 77 | 0,512 | 3   | 01017010290 |

| INFO SHEET |        |   |  |
|------------|--------|---|--|
| Case       | Fronts |   | <br>Back<br>621923<br>0 |
| BX/LM      | LM     | 0 |  |
|            | LB     | 0 |  |




621470

TV Unit 03 1N + 2DD

- 1 Niche and 2 Drop-Down Doors
- Metal Foot and Motif always in LF Finish
- Back and Niche LEDs (optional)

**W:70 7/8" H:21 5/8" D:17 3/4"**

|    |       |     |             |
|----|-------|-----|-------------|
| kg | m3    | vol | eco         |
| 65 | 0,512 | 3   | 01017010290 |

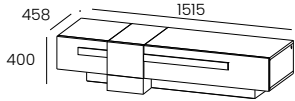
| INFO SHEET |        |   |  |
|------------|--------|---|--|
| Case       | Fronts |   | <br>Back<br>621923<br>0 |
| BX/LM      | LM     | 0 |  |
|            | LB     | 0 |  |

# BRISTOL

## TV Unit

**801401**

**Unit TV 01 2D**



**W:59 5/8" H:15 3/4" D:18"**

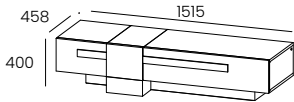
|    |       |     |             |
|----|-------|-----|-------------|
| kg | m3    | vol | eco         |
| 52 | 0,375 | 1   | 01017010280 |

- 2 Drawers
- TA Finish only available on the Door and base vertical
- LF Finish
- lighting Baseboard (optional)
- Plinth in

| INFO SHEET |        |                                       |   |                  |
|------------|--------|---------------------------------------|---|------------------|
| Case       | Fronts | Front Horizontal Accents & Top Accent |   | Baseboard 801911 |
| BX/LM      | BX/LM  | BX/LM                                 | 0 |                  |
|            |        | LB                                    | 0 |                  |
|            | LB     | BX/LM                                 | 0 |                  |
|            |        | LB                                    | 0 |                  |

**801402**

**Unit TV 01 1D + 1DD**



**W:59 5/8" H:15 3/4" D:18"**

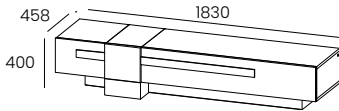
|    |       |     |             |
|----|-------|-----|-------------|
| kg | m3    | vol | eco         |
| 45 | 0,375 | 1   | 01017010280 |

- 1 Drawer and 1 Drop Down Door
- TA Finish only available on the Door and base vertical
- LF Finish
- lighting Baseboard (optional)
- Plinth in

| INFO SHEET |        |                                       |   |                  |
|------------|--------|---------------------------------------|---|------------------|
| Case       | Fronts | Front Horizontal Accents & Top Accent |   | Baseboard 801911 |
| BX/LM      | BX/LM  | BX/LM                                 | 0 |                  |
|            |        | LB                                    | 0 |                  |
|            | LB     | BX/LM                                 | 0 |                  |
|            |        | LB                                    | 0 |                  |

**801403**

**Unit TV 01 2D**



**W:72" H:15 3/4" D:18"**

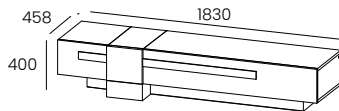
|    |       |     |             |
|----|-------|-----|-------------|
| kg | m3    | vol | eco         |
| 60 | 0,450 | 1   | 01017010280 |

- 2 Drawers
- TA Finish only available on the Door and base vertical
- LF Finish
- lighting Baseboard (optional)
- Plinth in

| INFO SHEET |        |                                       |   |                  |
|------------|--------|---------------------------------------|---|------------------|
| Case       | Fronts | Front Horizontal Accents & Top Accent |   | Baseboard 801912 |
| BX/LM      | BX/LM  | BX/LM                                 | 0 |                  |
|            |        | LB                                    | 0 |                  |
|            | LB     | BX/LM                                 | 0 |                  |
|            |        | LB                                    | 0 |                  |

**801404**

**Unit TV 01 1D + 1DD**



**W:72" H:15 3/4" D:18"**

|    |       |     |             |
|----|-------|-----|-------------|
| kg | m3    | vol | eco         |
| 51 | 0,450 | 1   | 01017010280 |

- 1 Drawer and 1 Drop Down Door
- TA Finish only available on the Door and base vertical
- LF Finish
- lighting Baseboard (optional)
- Plinth in

| INFO SHEET |        |                                       |   |                  |
|------------|--------|---------------------------------------|---|------------------|
| Case       | Fronts | Front Horizontal Accents & Top Accent |   | Baseboard 801912 |
| BX/LM      | BX/LM  | BX/LM                                 | 0 |                  |
|            |        | LB                                    | 0 |                  |
|            | LB     | BX/LM                                 | 0 |                  |
|            |        | LB                                    | 0 |                  |

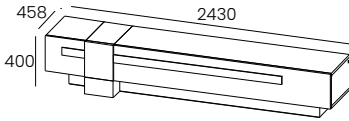


# BRISTOL

## TV Unit

**801405**


**Unit TV 01 3D**



- 3 Drawers
- TA Finish only available on the Door and base vertical
- Plinth in LF Finish
- lighting Baseboard (optional)

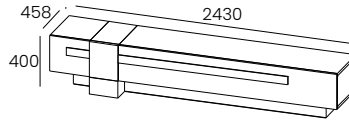
**W:95 5/8" H:15 3/4" D:18"**

|    |       |     |             |
|----|-------|-----|-------------|
| kg | m3    | vol | eco         |
| 79 | 0,593 | 1   | 01017010290 |

| INFO SHEET |        |                                       |   |  |
|------------|--------|---------------------------------------|---|--|
| Case       | Fronts | Front Horizontal Accents & Top Accent |   | <br>Baseboard<br>801913 |
| BX/LM      | BX/LM  | BX/LM                                 | 0 |  |
|            |        | LB                                    | 0 |  |
| LB         | LB     | BX/LM                                 | 0 | 0  |
|            |        | LB                                    | 0 |  |

**801406**


**Unit TV 01 1T + 2DD**



- 1 Drawer and 2 Drop Down Doors
- TA Finish only available on the Door and base vertical
- Plinth in LF Finish
- lighting Baseboard (optional)

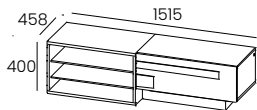
**W:95 5/8" H:15 3/4" D:18"**

|    |       |     |             |
|----|-------|-----|-------------|
| kg | m3    | vol | eco         |
| 62 | 0,593 | 1   | 01017010290 |

| INFO SHEET |        |                                       |   |  |
|------------|--------|---------------------------------------|---|--|
| Case       | Fronts | Front Horizontal Accents & Top Accent |   | <br>Baseboard<br>801913 |
| BX/LM      | BX/LM  | BX/LM                                 | 0 |  |
|            |        | LB                                    | 0 |  |
| LB         | LB     | BX/LM                                 | 0 | 0  |
|            |        | LB                                    | 0 |  |

**801407**


**Unit TV 02 1N + 1D**



- 1 Niche and 1 Drawer
- 2 Shelf Fixeds in Glass
- Plinth in LF Finish
- lighting Baseboard and Niche (optional)

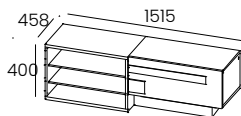
**W:59 5/8" H:15 3/4" D:18"**

|    |       |     |             |
|----|-------|-----|-------------|
| kg | m3    | vol | eco         |
| 67 | 0,375 | 1   | 01017010290 |

| INFO SHEET |        |                                       |   |  |
|------------|--------|---------------------------------------|---|--|
| Case       | Fronts | Front Horizontal Accents & Top Accent |   | <br>Baseboard<br>801914 |
| BX/LM      | BX/LM  | BX/LM                                 | 0 |  |
|            |        | LB                                    | 0 |  |
| LB         | LB     | BX/LM                                 | 0 | 0  |
|            |        | LB                                    | 0 |  |

**801408**


**Unit TV 02 1N + 1DD**



- 1 Niche and 1 Drop Down Door
- 2 Shelf Fixeds in Glass
- Plinth in LF Finish
- lighting Baseboard and Niche (optional)

**W:59 5/8" H:15 3/4" D:18"**

|    |       |     |             |
|----|-------|-----|-------------|
| kg | m3    | vol | eco         |
| 57 | 0,375 | 1   | 01017010280 |

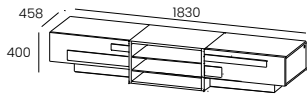
| INFO SHEET |        |                                       |   |  |
|------------|--------|---------------------------------------|---|--|
| Case       | Fronts | Front Horizontal Accents & Top Accent |   | <br>Baseboard<br>801914 |
| BX/LM      | BX/LM  | BX/LM                                 | 0 |  |
|            |        | LB                                    | 0 |  |
| LB         | LB     | BX/LM                                 | 0 | 0  |
|            |        | LB                                    | 0 |  |

# BRISTOL

## TV Unit

801409


Unit TV 01 1DD + 1N + 1DD



- 2 Drop Down Doors and 1 Niche
- 2 Shelf Fixeds in Glass
- lighting Baseboard or Niche (optional)

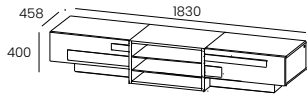
**W:72" H:15 3/4" D:18"**

|    |       |     |             |
|----|-------|-----|-------------|
| kg | m3    | vol | eco         |
| 70 | 0,450 | 1   | 01017010290 |

| INFO SHEET |        |                          |   |   |
|------------|--------|--------------------------|---|---|
| Case       | Fronts | Front Horizontal Accents |   |  |
| BX/LM      | BX/LM  | BX/LM                    | 0 | Baseboard<br>801916<br>0  |
|            |        | LB                       | 0 |   |
|            | LB     | BX/LM                    | 0 | Niche<br>801917<br>0  |
|            |        | LB                       | 0 |   |

801410


Unit TV 01 1D + 1N + 1DD



- 1 Drawer , 1 Niche and 1 Drop Down Door
- 2 Shelf Fixeds in Glass
- lighting Baseboard or Niche (optional)

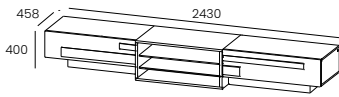
**W:72" H:15 3/4" D:18"**

|    |       |     |             |
|----|-------|-----|-------------|
| kg | m3    | vol | eco         |
| 79 | 0,450 | 1   | 01017010290 |

| INFO SHEET |        |                          |   |   |
|------------|--------|--------------------------|---|---|
| Case       | Fronts | Front Horizontal Accents |   |  |
| BX/LM      | BX/LM  | BX/LM                    | 0 | Baseboard<br>801916<br>0  |
|            |        | LB                       | 0 |   |
|            | LB     | BX/LM                    | 0 | Niche<br>801917<br>0  |
|            |        | LB                       | 0 |   |

801411


Unit TV 02 1DD + 1N + 1DD



- 2 Drop Down Doors and 1 Niche
- 2 Shelf Fixeds in Glass
- lighting Baseboard or Niche(optional)

**W:95 5/8" H:15 3/4" D:18"**

|    |       |     |             |
|----|-------|-----|-------------|
| kg | m3    | vol | eco         |
| 86 | 0,593 | 1   | 01017010290 |

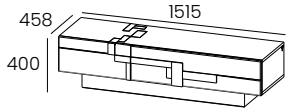
| INFO SHEET |        |                          |   |  |
|------------|--------|--------------------------|---|--|
| Case       | Fronts | Front Horizontal Accents |   |  |
| BX/LM      | BX/LM  | BX/LM                    | 0 | Baseboard<br>801918<br>0   |
|            |        | LB                       | 0 |  |
|            | LB     | BX/LM                    | 0 | Niche<br>801919<br>0   |
|            |        | LB                       | 0 |  |

# WEMBLEY

## TV Unit

851401


TV Unit 01 2D



- 2 Drawers
- Accents always in BX or TA-278 Finish
- LEDs Baseboard (optional)

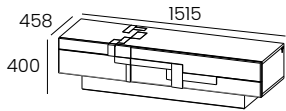
**W:59 5/8" H:15 3/4" D:18"**

| kg | m3    | vol | eco         |
|----|-------|-----|-------------|
| 50 | 0,352 | 1   | 01017010280 |

| INFO SHEET             |   |  |
|------------------------|---|--|
| Case & Plinth + Fronts |   | <br>Baseboard<br>851911 |
| BX/LM + LM             | 0 |  |
| BX/LM + LB             | 0 |  |

851402


TV Unit 01 1D + 1DD



- 1 Drawer and 1 Drop Down Door
- Accents always in BX or TA-278 Finish
- LEDs Baseboard (optional)

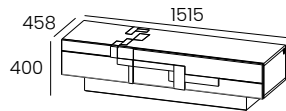
**W:59 5/8" H:15 3/4" D:18"**

| kg | m3    | vol | eco         |
|----|-------|-----|-------------|
| 43 | 0,352 | 1   | 01017010280 |

| INFO SHEET             |   |  |
|------------------------|---|--|
| Case & Plinth + Fronts |   | <br>Baseboard<br>851911 |
| BX/LM + LM             | 0 |  |
| BX/LM + LB             | 0 |  |

851413


TV Unit 01 2DD



- 2 Drop Down Doors
- Accents always in BX or TA-278 Finish
- LEDs Baseboard (optional)

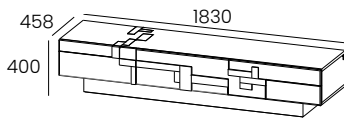
**W:59 5/8" H:15 3/4" D:18"**

| kg | m3    | vol | eco         |
|----|-------|-----|-------------|
| 38 | 0,352 | 1   | 01017010270 |

| INFO SHEET             |   |  |
|------------------------|---|--|
| Case & Plinth + Fronts |   | <br>Baseboard<br>851911 |
| BX/LM + LM             | 0 |  |
| BX/LM + LB             | 0 |  |

851403


TV Unit 01 2D



- 2 Drawers
- Accents always in BX or TA-278 Finish
- LEDs Baseboard (optional)

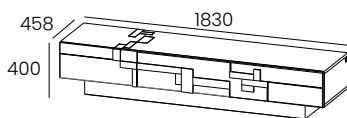
**W:72" H:15 3/4" D:18"**

| kg | m3    | vol | eco         |
|----|-------|-----|-------------|
| 58 | 0,423 | 1   | 01017010280 |

| INFO SHEET             |   |  |
|------------------------|---|--|
| Case & Plinth + Fronts |   | <br>Baseboard<br>851912 |
| BX/LM + LM             | 0 |  |
| BX/LM + LB             | 0 |  |

851404


TV Unit 01 1D + 1DD



- 1 Drawer and 1 Drop Down Door
- Accents always in BX or TA-278 Finish
- LEDs Baseboard (optional)

**W:72" H:15 3/4" D:18"**

| kg | m3    | vol | eco         |
|----|-------|-----|-------------|
| 49 | 0,423 | 1   | 01017010280 |

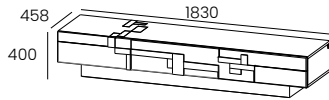
| INFO SHEET             |   |  |
|------------------------|---|--|
| Case & Plinth + Fronts |   | <br>Baseboard<br>851912 |
| BX/LM + LM             | 0 |  |
| BX/LM + LB             | 0 |  |

# WEMBLEY

## TV Unit

851414


TV Unit 01 2DD



- 2 Drop Down Doors
- Front Accents always in BX or TA-278 Finish
- LEDs Baseboard (optional)

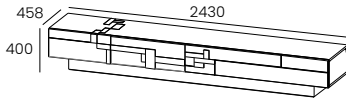
**W:72" H:15 3/4" D:18"**

| kg | m3    | vol | eco         |
|----|-------|-----|-------------|
| 44 | 0,423 | 1   | 01017010280 |

| INFO SHEET             |   |  |
|------------------------|---|--|
| Case & Plinth + Fronts |   | <br>Baseboard<br>851912 |
| BX/LM + LM             | 0 |  |
| BX/LM + LB             | 0 |  |

851405


TV Unit 01 3D



- 3 Drawers
- Front Accents always in BX or TA-278 Finish
- LEDs Baseboard (optional)

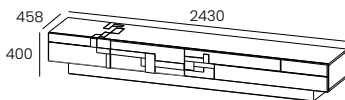
**W:95 5/8" H:15 3/4" D:18"**

| kg | m3    | vol | eco         |
|----|-------|-----|-------------|
| 79 | 0,558 | 1   | 01017010290 |

| INFO SHEET             |   |  |
|------------------------|---|--|
| Case & Plinth + Fronts |   | <br>Baseboard<br>851913 |
| BX/LM + LM             | 0 |  |
| BX/LM + LB             | 0 |  |

851406


TV Unit 01 2D + 1DD



- 2 Drawers and 1 Drop Down Door
- Front Accents always in BX or TA-278 Finish
- LEDs Baseboard (optional)

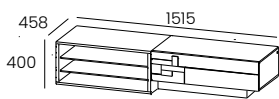
**W:95 5/8" H:15 3/4" D:18"**

| kg | m3    | vol | eco         |
|----|-------|-----|-------------|
| 71 | 0,558 | 1   | 01017010290 |

| INFO SHEET             |   |  |
|------------------------|---|--|
| Case & Plinth + Fronts |   | <br>Baseboard<br>851913 |
| BX/LM + LM             | 0 |  |
| BX/LM + LB             | 0 |  |

851407


TV Unit 02 1N + 1D



- 1 Niche and 1 Drawer
- 2 Fixed Glass Shelves
- Front Accents always in BX or TA-278 Finish
- LEDs Baseboard and Niche (optional)

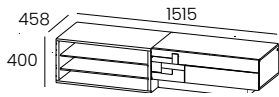
**W:59 5/8" H:15 3/4" D:18"**

| kg | m3    | vol | eco         |
|----|-------|-----|-------------|
| 51 | 0,359 | 1   | 01017010280 |

| INFO SHEET             |   |   |
|------------------------|---|---|
| Case & Plinth + Fronts |   | <br>Baseboard<br>851914<br>0<br>Niche<br>851915<br>0 |
| BX/LM + LM             | 0 |   |
| BX/LM + LB             | 0 |   |

851408


TV Unit 02 1N + 1DD



- 1 Niche and 1 Drop Down Door
- 2 Fixed Glass Shelves
- Front Accents always in BX or TA-278 Finish
- LEDs Baseboard and Niche (optional)

**W:59 5/8" H:15 3/4" D:18"**

| kg | m3    | vol | eco         |
|----|-------|-----|-------------|
| 44 | 0,359 | 1   | 01017010280 |

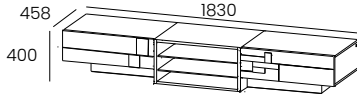
| INFO SHEET             |   |   |
|------------------------|---|---|
| Case & Plinth + Fronts |   | <br>Baseboard<br>851914<br>0<br>Niche<br>851915<br>0 |
| BX/LM + LM             | 0 |   |
| BX/LM + LB             | 0 |   |

# WEMBLEY

## TV Unit

851409


TV Unit 02 1D + 1N + 1D



- 2 Drawers and 1 Niche
- 2 Fixed Glass Shelves
- Front Accent always in BX or TA-278 Finish
- LEDs Baseboard and Niche (optional)

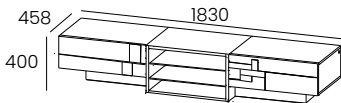
**W:72" H:15 3/4" D:18"**

| kg | m3    | vol | eco         |
|----|-------|-----|-------------|
| 44 | 0,359 | 1   | 01017010280 |

| INFO SHEET             |   |   |
|------------------------|---|---|
| Case & Plinth + Fronts |   | <br>Baseboard<br>851916<br>0 |
| BX/LM + LM             | 0 |   |
| BX/LM + LB             | 0 | Niche<br>851917<br>0  |

851410


TV Unit 02 1DD + 1N + 1DD



- 2 Drop Down Doors and 1 Niche
- 2 Fixed Glass Shelves
- Front Accent always in BX or TA-278 Finish
- LEDs Baseboard and Niche (optional)

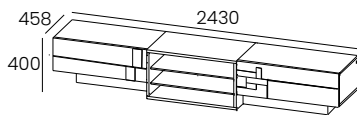
**W:72" H:15 3/4" D:18"**

| kg | m3    | vol | eco         |
|----|-------|-----|-------------|
| 54 | 0,431 | 1   | 01017010280 |

| INFO SHEET             |   |   |
|------------------------|---|---|
| Case & Plinth + Fronts |   | <br>Baseboard<br>851916<br>0 |
| BX/LM + LM             | 0 |   |
| BX/LM + LB             | 0 | Niche<br>851917<br>0  |

851411


TV Unit 02 1D + 1N + 1D



- 2 Drawers and 1 Niche
- 2 Fixed Glass Shelves
- Front Accent always in BX or TA-278 Finish
- LEDs Baseboard and Niche (optional)

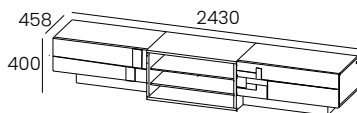
**W:95 5/8" H:15 3/4" D:18"**

| kg | m3    | vol | eco         |
|----|-------|-----|-------------|
| 80 | 0,431 | 1   | 01017010290 |

| INFO SHEET             |   |   |
|------------------------|---|---|
| Case & Plinth + Fronts |   | <br>Baseboard<br>851918<br>0 |
| BX/LM + LM             | 0 |   |
| BX/LM + LB             | 0 | Niche<br>851919<br>0  |

851412


TV Unit 02 1DD + 1N + 1DD



- 2 Drop Down Doors and 1 Niche
- 2 Fixed Glass Shelves
- Front Accent always in BX or TA-278 Finish
- LEDs Baseboard and Niche (optional)

**W:95 5/8" H:15 3/4" D:18"**

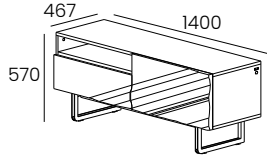
| kg | m3    | vol | eco         |
|----|-------|-----|-------------|
| 67 | 0,431 | 1   | 01017010290 |

| INFO SHEET             |   |   |
|------------------------|---|---|
| Case & Plinth + Fronts |   | <br>Baseboard<br>851918<br>0 |
| BX/LM + LM             | 0 |   |
| BX/LM + LB             | 0 | Niche<br>851919<br>0  |

# MIRAGE

## TV Unit

**861404**




**W:55 1/8" H:22 1/2" D:18 3/8"**

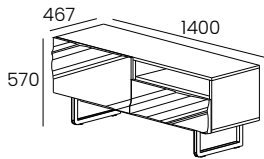
| kg | m3    | vol | eco         |
|----|-------|-----|-------------|
| 58 | 0,453 | 2   | 01017010280 |

**TV Unit 01 Left 1DD+1N+1DD**

- 1 Drop-Down Door, 1 Niche and 1 Drop-Down Door
- Foot always in LF Finish
- Fronts always in Lacquer Finish, LM or LB
- Niche LEDs (optional)

| INFO SHEET    |   |   |
|---------------|---|---|
| Case + Fronts |   | <br>Niche<br>861914<br><br>0 |
| BX + LM       | 0 |   |
| BX + LB       | 0 |   |
| LM + LM       | 0 |   |
| LM + LB       | 0 |   |

**861414**




**W:55 1/8" H:22 1/2" D:18 3/8"**

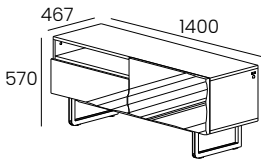
| kg | m3    | vol | eco         |
|----|-------|-----|-------------|
| 58 | 0,453 | 2   | 01017010280 |

**TV Unit 01 Right 1DD+1N+1DD**

- 1 Drop-Down Door, 1 Niche and 1 Drop-Down Door
- Foot always in LF Finish
- Fronts always in Lacquer Finish, LM or LB
- Niche LEDs (optional)

| INFO SHEET    |   |   |
|---------------|---|---|
| Case + Fronts |   | <br>Niche<br>861914<br><br>0 |
| BX + LM       | 0 |   |
| BX + LB       | 0 |   |
| LM + LM       | 0 |   |
| LM + LB       | 0 |   |

**861405**




**W:55 1/8" H:22 1/2" D:18 3/8"**

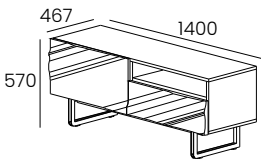
| kg | m3    | vol | eco         |
|----|-------|-----|-------------|
| 63 | 0,453 | 2   | 01017010290 |

**TV Unit 01 Left 1D+1N+1DD**

- 1 Drawer, 1 Niche and 1 Drop-Down Door
- Drawer with smoves system and partial Extraction
- Foot always in LF Finish
- Fronts always in Lacquer Finish, LM or LB
- Niche LEDs (optional)

| INFO SHEET    |   |   |
|---------------|---|---|
| Case + Fronts |   | <br>Niche<br>861914<br><br>0 |
| BX + LM       | 0 |   |
| BX + LB       | 0 |   |
| LM + LM       | 0 |   |
| LM + LB       | 0 |   |

**861415**




**W:55 1/8" H:22 1/2" D:18 3/8"**

| kg | m3    | vol | eco         |
|----|-------|-----|-------------|
| 63 | 0,453 | 2   | 01017010290 |

**TV Unit 01 Right 1D+1N+1DD**

- 1 Drawer, 1 Niche and 1 Drop-Down Door
- Drawer with smoves system and partial Extraction
- Foot always in LF Finish
- Fronts always in Lacquer Finish, LM or LB
- Niche LEDs (optional)

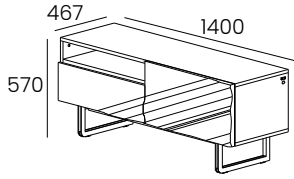
| INFO SHEET    |   |   |
|---------------|---|---|
| Case + Fronts |   | <br>Niche<br>861914<br><br>0 |
| BX + LM       | 0 |   |
| BX + LB       | 0 |   |
| LM + LM       | 0 |   |
| LM + LB       | 0 |   |

# MIRAGE

## TV Unit

861406

TV Unit 01 Left 1DD+1N+1D



- 1 Drop-Down Door, 1 Niche and 1 Drawer
- Drawer with smoves system and partial Extraction
- legs always in LF Finish
- Fronts always in Lacquer Finish, LM or LB
- Niche LEDs (optional)

W:55 1/8" H:22 1/2" D:18 3/8"

|    |       |     |             |
|----|-------|-----|-------------|
| kg | m3    | vol | eco         |
| 63 | 0,453 | 2   | 01017010290 |

### INFO SHEET

#### Case + Fronts

|         |   |
|---------|---|
| BX + LM | 0 |
| BX + LB | 0 |
| LM + LM | 0 |
| LM + LB | 0 |

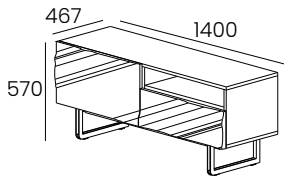


Niche  
861914

0

861416

TV Unit 01 Left 1DD+1N+1D



- 1 Drop-Down Door, 1 Niche and 1 Drawer
- Drawer with smoves system and partial Extraction
- legs always in LF Finish
- Fronts always in Lacquer Finish, LM or LB
- Niche LEDs (optional)

W:55 1/8" H:22 1/2" D:18 3/8"

|    |       |     |             |
|----|-------|-----|-------------|
| kg | m3    | vol | eco         |
| 63 | 0,453 | 2   | 01017010290 |

### INFO SHEET

#### Case + Fronts

|         |   |
|---------|---|
| BX + LM | 0 |
| BX + LB | 0 |
| LM + LM | 0 |
| LM + LB | 0 |

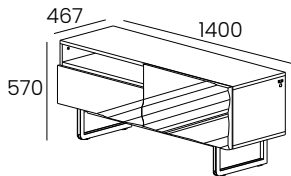


Niche  
861914

0

861407

TV Unit 01 Left 1D+1N+1D



- 1 Drawer, 1 Niche and 1 Drawer
- Drawers with smoves system and partial Extraction
- Foot always in LF Finish
- Fronts always in Lacquer Finish, LM or LB
- Niche LEDs (optional)

W:55 1/8" H:22 1/2" D:18 3/8"

|    |       |     |             |
|----|-------|-----|-------------|
| kg | m3    | vol | eco         |
| 71 | 0,453 | 2   | 01017010290 |

### INFO SHEET

#### Case + Fronts

|         |   |
|---------|---|
| BX + LM | 0 |
| BX + LB | 0 |
| LM + LM | 0 |
| LM + LB | 0 |

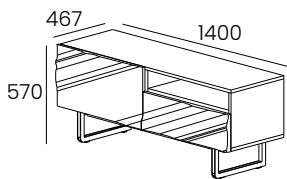


Niche  
861914

0

861417

TV Unit 01 Right 1D+1N+1D



- 1 Drawer, 1 Niche and 1 Drawer
- Drawers with smoves system and partial Extraction
- Foot always in LF Finish
- Fronts always in Lacquer Finish, LM or LB
- Niche LEDs (optional)

W:55 1/8" H:22 1/2" D:18 3/8"

|    |       |     |             |
|----|-------|-----|-------------|
| kg | m3    | vol | eco         |
| 71 | 0,453 | 2   | 01017010290 |

### INFO SHEET

#### Case + Fronts

|         |   |
|---------|---|
| BX + LM | 0 |
| BX + LB | 0 |
| LM + LM | 0 |
| LM + LB | 0 |



Niche  
861914

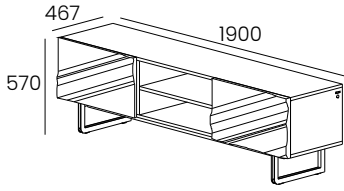
0

# MIRAGE

## TV Unit

861401

TV Unit 01 1DD+1N+1DD




- 1 Drop-Down Door, 1 Niche and 1 Drop-Down Door
- 1 Fixed Shelf in BX or LM Finish in the Niche
- Foot always in LF Finish
- Fronts always in Lacquer Finish, LM or LB
- Niche LEDs (optional)

**W:74 7/8" H:22 1/2" D:18 3/8"**

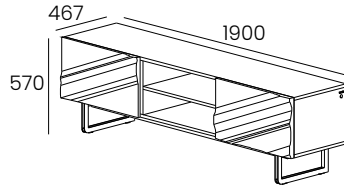
| kg | m3    | vol | eco         |
|----|-------|-----|-------------|
| 68 | 0,621 | 2   | 01017010290 |

### INFO SHEET

| Case + Fronts |   | <br>Niche<br>861913<br><br>0 |
|---------------|---|---|
| BX + LM       | 0 |   |
| BX + LB       | 0 |   |
| LM + LM       | 0 |   |
| LM + LB       | 0 |   |

861402

TV Unit 01 1D+1N+1D




- 1 Drawer, 1 Niche and 1 Drawer
- Drawers with smoves system and partial Extraction
- 1 Fixed Shelf in BX or LM Finish in the Niche
- Foot always in LF Finish
- Fronts always in Lacquer Finish, LM or LB
- Niche LEDs (optional)

**W:74 7/8" H:22 1/2" D:18 3/8"**

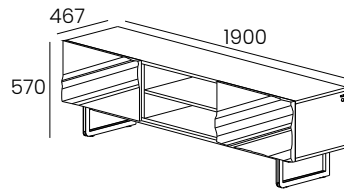
| kg | m3    | vol | eco         |
|----|-------|-----|-------------|
| 79 | 0,621 | 2   | 01017010290 |

### INFO SHEET

| Case + Fronts |   | <br>Niche<br>861913<br><br>0 |
|---------------|---|---|
| BX + LM       | 0 |   |
| BX + LB       | 0 |   |
| LM + LM       | 0 |   |
| LM + LB       | 0 |   |

861403

TV Unit 01 1D+1N+1DD




- 1 Drawer, 1 Niche and 1 Drop-Down Door
- Drawers with smoves system and partial Extraction
- 1 Fixed Shelf in BX or LM Finish in the Niche
- Foot always in LF Finish
- Fronts always in Lacquer Finish, LM or LB
- Niche LEDs (optional)

**W:74 7/8" H:22 1/2" D:18 3/8"**

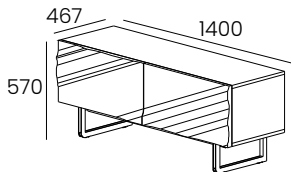
| kg | m3    | vol | eco         |
|----|-------|-----|-------------|
| 75 | 0,621 | 2   | 01017010290 |

### INFO SHEET

| Case + Fronts |   | <br>Niche<br>861913<br><br>0 |
|---------------|---|---|
| BX + LM       | 0 |   |
| BX + LB       | 0 |   |
| LM + LM       | 0 |   |
| LM + LB       | 0 |   |

861411

TV Unit 02 2DD



- 2 Drop-Down Doors
- Foot always in LF Finish
- Fronts always in Lacquer Finish, LM or LB

**W:55 1/8" H:22 1/2" D:18 3/8"**

| kg | m3    | vol | eco         |
|----|-------|-----|-------------|
| 54 | 0,453 | 2   | 01017010280 |

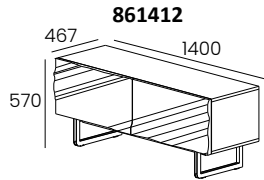
### INFO SHEET

| Case + Fronts |   |
|---------------|---|
| BX + LM       | 0 |
| BX + LB       | 0 |
| LM + LM       | 0 |
| LM + LB       | 0 |



# MIRAGE

## TV Unit



**861412**

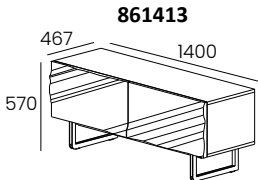
**TV Unit 02 2D**

- 2 Drawers
- Drawers with smoves system and partial Extraction
- Foot always in LF Finish
- Fronts always in Lacquer Finish, LM or LB

**W:55 1/8" H:22 1/2" D:18 3/8"**

| kg | m3    | vol | eco         |
|----|-------|-----|-------------|
| 66 | 0,453 | 2   | 01017010290 |

| INFO SHEET    |   |
|---------------|---|
| Case + Fronts |   |
| BX + LM       | 0 |
| BX + LB       | 0 |
| LM + LM       | 0 |
| LM + LB       | 0 |



**861413**

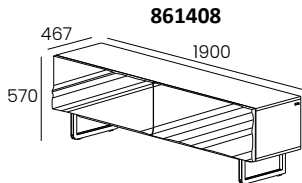
**55 1/8" TV Unit 02 1D+1DD**

- 1 Drawer and 1 Drop-Down Door
- Drawer with smoves system and partial Extraction
- Foot always in LF Finish
- Fronts always in Lacquer Finish, LM or LB

**W:55 1/8" H:22 1/2" D:18 3/8"**

| kg | m3    | vol | eco         |
|----|-------|-----|-------------|
| 60 | 0,453 | 2   | 01017010280 |

| INFO SHEET    |   |
|---------------|---|
| Case + Fronts |   |
| BX + LM       | 0 |
| BX + LB       | 0 |
| LM + LM       | 0 |
| LM + LB       | 0 |



**861408**

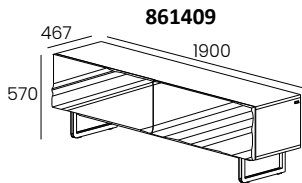
**TV Unit 02 2DD**

- 2 Drop-Down Doors
- Foot always in LF Finish
- Fronts always in Lacquer Finish, LM or LB

**W:74 7/8" H:22 1/2" D:18 3/8"**

| kg | m3    | vol | eco         |
|----|-------|-----|-------------|
| 64 | 0,621 | 2   | 01017010290 |

| INFO SHEET    |   |
|---------------|---|
| Case + Fronts |   |
| BX + LM       | 0 |
| BX + LB       | 0 |
| LM + LM       | 0 |
| LM + LB       | 0 |



**861409**

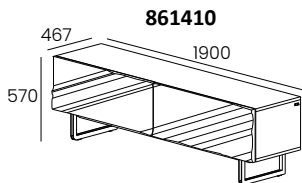
**TV Unit 02 2D**

- 2 Drawers
- Drawers with smoves system and partial Extraction
- Foot always in LF Finish
- Fronts always in Lacquer Finish, LM or LB

**W:74 7/8" H:22 1/2" D:18 3/8"**

| kg | m3    | vol | eco         |
|----|-------|-----|-------------|
| 79 | 0,621 | 2   | 01017010290 |

| INFO SHEET    |   |
|---------------|---|
| Case + Fronts |   |
| BX + LM       | 0 |
| BX + LB       | 0 |
| LM + LM       | 0 |
| LM + LB       | 0 |



**861410**

**TV Unit 02 1D+1DD**

- 1 Drawer and 1 Drop-Down Door
- Drawer with smoves system and partial Extraction
- Foot always in LF Finish
- Fronts always in Lacquer Finish, LM or LB

**W:74 7/8" H:22 1/2" D:18 3/8"**

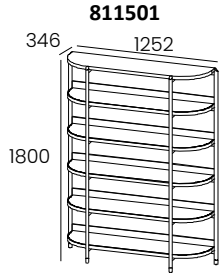
| kg | m3    | vol | eco         |
|----|-------|-----|-------------|
| 72 | 0,621 | 2   | 01017010290 |

| INFO SHEET    |   |
|---------------|---|
| Case + Fronts |   |
| BX + LM       | 0 |
| BX + LB       | 0 |
| LM + LM       | 0 |
| LM + LB       | 0 |

# SHOWCASE MODULES

# NEWPORT/NEWTOWN

## Showcase Modules



**Bookcase NEWPORT**

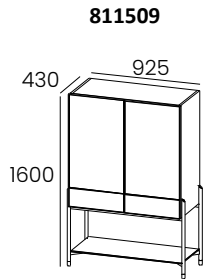
- Top Shelf always in BX or BX-280 Finish
- 5 Shelves in BX, BX-280 or CM Finish
- Metal Foot always in LF and Brass Finish

**W:49 1/4" H:70 7/8" D:13 5/8"**

kg m3 vol eco

BX 144 BX 01017010300  
CM 158 1.459 1 CM 01017010310

| INFO SHEET |      |
|------------|------|
| Shelves    | Foot |
|            | LF   |
| BX/BX-280  | 0    |
| CM-S01     | 0    |
| CM-S03     |      |
| CM-S04     | 0    |



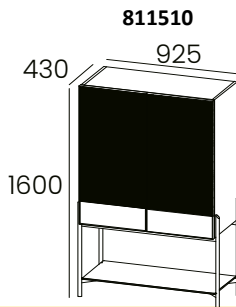
**Bar NEWPORT**

- 1 Drawer and 1 Shelf in BX or BX-280 Finish
- 1 Removable Glass Shelf
- 1 Fixed Shelf in Transparent, Gray or Bronze Glass
- with bar storage
- Metal Foot always in LF and Brass Finish
- Metal Frame in LF Finish
- Fronts in BX, BX-280 or LM and CM Finish
- Interior LEDs (optional)

**W:36 1/2" H:63" D:17"**

kg m3 vol eco  
187 1,040 1 01017010310

| INFO SHEET |                     |   |                    |
|------------|---------------------|---|--------------------|
| Case       | Fronts              |   | Interior<br>811902 |
| BX/LM      | BX/BX-280/LM+CM-S01 | 0 |                    |
|            | BX/LM+CM-S03        |   |                    |
|            | BX/LM+CM-S04        | 0 | 0                  |
|            | BX/LM+RATTAN        | 0 |                    |



**Showcase NEWPORT**

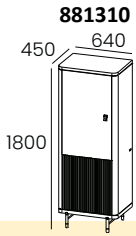
- 3 Removable Glass Shelf
- 1 Fixed Shelf in Transparent, Gray or Bronze Glass
- Metal Foot always in LF and Brass Finish
- Metal Frame in LF Finish
- Fronts in BX, BX-280, LM, CM or RATTAN Finish
- Interior LEDs (optional)

**W:36 1/2" H:63" D:17"**

kg m3 vol eco  
187 1,040 1 01017010310

| INFO SHEET |                     |   |                    |
|------------|---------------------|---|--------------------|
| Case       | Fronts              |   | Interior<br>811907 |
| BX/LM      | BX/BX-280/LM+CM-S01 | 0 |                    |
|            | BX/LM+CM-S03        |   |                    |
|            | BX/LM+CM-S04        | 0 | 0                  |
|            | BX/LM+RATTAN        | 0 |                    |

Showcase Modules



881310

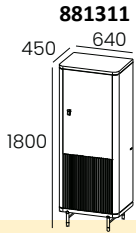
Left Module x21

- 1 Door
- Rail Doors on the Left
- 3 Removable Glass Shelves
- 1 Fixed Shelf in BX or LM
- Foot in Metal always in LF and Brass Finish
- Handles Noir PX-001 or Brown PX-002.

W:25 1/4" H:70 7/8" D:17 3/4"

|     |       |     |             |
|-----|-------|-----|-------------|
| kg  | m3    | vol | eco         |
| 113 | 0,610 | 2   | 01017010300 |

| INFO SHEET |        |   |
|------------|--------|---|
| Case       | Fronts |   |
| BX/LM      | BX/LM  | 0 |
|            | BX-280 | 0 |
| BX-280     | LM     | 0 |
|            | BX-280 | 0 |



881311

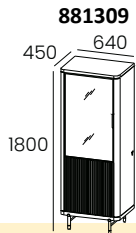
Right Module x21

- 1 Door
- Rail Doors on the Right
- 3 Removable Glass Shelves
- 1 Fixed Shelf in BX or LM
- Foot in Metal always in LF and Brass Finish
- Handles Noir PX-001 or Brown PX-002.

W:25 1/4" H:70 7/8" D:17 3/4"

|     |       |     |             |
|-----|-------|-----|-------------|
| kg  | m3    | vol | eco         |
| 113 | 0,610 | 2   | 01017010300 |

| INFO SHEET |         |   |
|------------|---------|---|
| Case       | Slatted |   |
| BX/LM      | BX/LM   | 0 |
|            | BX-280  | 0 |
| BX-280     | LM      | 0 |
|            | BX-280  | 0 |



881309

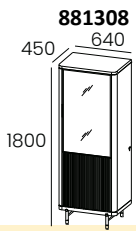
Left Module x25

- 1 Door and 1 Glass Door
- Rail Doors on the Left
- 3 Removable Glass Shelves
- 1 Fixed Shelf in BX or LM
- Foot in Metal always in LF and Brass Finish
- Handles Noir PX-001 or Brown PX-002.

W:25 1/4" H:70 7/8" D:17 3/4"

|    |       |     |             |
|----|-------|-----|-------------|
| kg | m3    | vol | eco         |
| 98 | 0,657 | 3   | 01017010290 |

| INFO SHEET |         |   |                    |
|------------|---------|---|--------------------|
| Case       | Slatted |   | Interior<br>881905 |
| BX/LM      | BX/LM   | 0 |                    |
|            | BX-280  | 0 |                    |
| BX-280     | LM      | 0 | 0                  |
|            | BX-280  | 0 |                    |



881308

Right Module x25

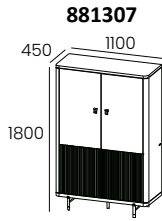
- 1 Door and 1 Glass Door
- Rail Doors on the Right
- 3 Removable Glass Shelves
- 1 Fixed Shelf in BX or LM
- Foot in Metal always in LF and Brass Finish
- Handles Noir PX-001 or Brown PX-002.

W:25 1/4" H:70 7/8" D:17 3/4"

|    |       |     |             |
|----|-------|-----|-------------|
| kg | m3    | vol | eco         |
| 98 | 0,657 | 3   | 01017010290 |

| INFO SHEET |         |   |                    |
|------------|---------|---|--------------------|
| Case       | Slatted |   | Interior<br>881905 |
| BX/LM      | BX/LM   | 0 |                    |
|            | BX-280  | 0 |                    |
| BX-280     | LM      | 0 | 0                  |
|            | BX-280  | 0 |                    |

Showcase Modules



**881307**

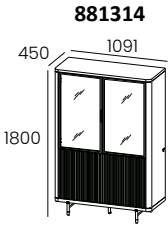
**Module x01**

- 2 Doors
- 5 Removable Glass Shelves
- 2 Fixed Shelves in BX or LM
- Foot in Metal always in LF and Brass Finish
- Handles Noir PX-001 or Brown PX-002.

**W:43 3/8" H:70 7/8" D:17 3/4"**

|     |       |     |             |
|-----|-------|-----|-------------|
| kg  | m3    | vol | eco         |
| 156 | 1,012 | 2   | 01017010310 |

| INFO SHEET |         |   |
|------------|---------|---|
| Case       | Slatted |   |
| BX/LM      | BX/LM   | 0 |
|            | BX-280  | 0 |
| BX-280     | LM      | 0 |
|            | BX-280  | 0 |



**881314**

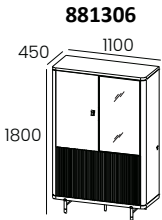
**Module x02**

- 2 Glass Doors and 2 Doors
- 2 Removable Glass Shelves
- 4 Fixed Glass Shelves
- 2 BX or LM Fixed Shelves
- Foot in Metal always in LF and Brass Finish
- Handles Noir PX-001 or Brown PX-002.
- Shelf LEDs (optional).

**W:43" H:70 7/8" D:17 3/4"**

|     |       |     |             |
|-----|-------|-----|-------------|
| kg  | m3    | vol | eco         |
| 149 | 1,101 | 5   | 01017010300 |

| INFO SHEET |         |   |                 |
|------------|---------|---|-----------------|
| Case       | Slatted |   | Shelf<br>881913 |
| BX/LM      | BX/LM   | 0 |                 |
|            | BX-280  | 0 |                 |
| BX-280     | LM      | 0 | 0               |
|            | BX-280  | 0 |                 |



**881306**

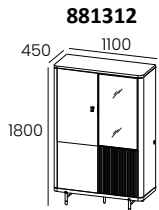
**Module x05**

- 2 Doors and 1 Glass Door
- 3 Removable Glass Shelves
- 2 Fixed Glass Shelves
- 2 Fixed Shelves in BX or LM
- Foot in Metal always in LF and Brass Finish
- Handles Noir PX-001 or Brown PX-002.
- LEDs on the Shelf (optional).

**W:43 3/8" H:70 7/8" D:17 3/4"**

|     |       |     |             |
|-----|-------|-----|-------------|
| kg  | m3    | vol | eco         |
| 145 | 1,056 | 3   | 01017010300 |

| INFO SHEET |         |   |                 |
|------------|---------|---|-----------------|
| Case       | Slatted |   | Shelf<br>881907 |
| BX/LM      | BX/LM   | 0 |                 |
|            | BX-280  | 0 |                 |
| BX-280     | LM      | 0 | 0               |
|            | BX-280  | 0 |                 |



**881312**

**Module x04**

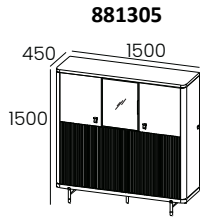
- 2 Doors and 1 Glass Door
- 3 Removable Glass Shelves
- 2 Fixed Glass Shelves
- 2 Fixed Shelves in BX or LM
- Foot in Metal always in LF and Brass Finish
- Handles Noir PX-001 or Brown PX-002.
- LEDs on the Shelf (optional).

**W:43 3/8" H:70 7/8" D:17 3/4"**

|     |       |     |             |
|-----|-------|-----|-------------|
| kg  | m3    | vol | eco         |
| 150 | 1,056 | 3   | 01017010310 |

| INFO SHEET |         |   |                 |
|------------|---------|---|-----------------|
| Case       | Slatted |   | Shelf<br>881907 |
| BX/LM      | BX/LM   | 0 |                 |
|            | BX-280  | 0 |                 |
| BX-280     | LM      | 0 | 0               |
|            | BX-280  | 0 |                 |

Showcase Modules



881305

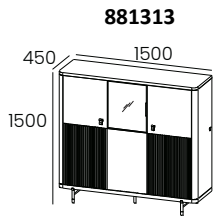
Module x03

- 3 Doors and 1 Glass Door
- 5 Removable Glass Shelves
- 1 Fixed Glass Shelves
- 3 Fixed Shelves in BX or LM
- Foot in Metal always in LF and Brass Finish
- Handles Noir PX-001 or Brown PX-002.
- LEDs on the Shelf (optional).

W:59" H:59" D:17 3/4"

|     |       |     |             |
|-----|-------|-----|-------------|
| kg  | m3    | vol | eco         |
| 167 | 1,142 | 3   | 01017010310 |

| INFO SHEET |         |   |                 |
|------------|---------|---|-----------------|
| Case       | Slatted |   | Shelf<br>881908 |
| BX/LM      | BX/LM   | 0 |                 |
|            | BX-280  | 0 |                 |
| BX-280     | LM      | 0 | 0               |
|            | BX-280  | 0 |                 |



881313

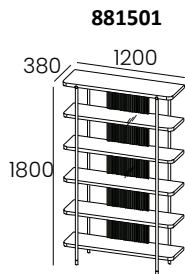
Module x06

- 3 Doors and 1 Glass Door
- 5 Removable Glass Shelves
- 1 Fixed Glass Shelves
- 3 Fixed Shelves in BX or LM
- Foot in Metal always in LF and Brass Finish
- Handles Noir PX-001 or Brown PX-002.
- LEDs on the Shelf (optional).

W:59" H:59" D:17 3/4"

|     |       |     |             |
|-----|-------|-----|-------------|
| kg  | m3    | vol | eco         |
| 171 | 1,142 | 3   | 01017010310 |

| INFO SHEET |         |   |                 |
|------------|---------|---|-----------------|
| Case       | Slatted |   | Shelf<br>881908 |
| BX/LM      | BX/LM   | 0 |                 |
|            | BX-280  | 0 |                 |
| BX-280     | LM      | 0 | 0               |
|            | BX-280  | 0 |                 |



881501

Bookcase

- 5 Fixed Shelves in BX or LM Finish
- Slatted in BX or LM Finish
- Foot in Metal always in LF and Brass Finish.

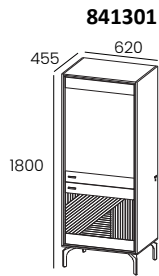
W:47 1/4" H:70 7/8" D:15"

|    |       |     |             |
|----|-------|-----|-------------|
| kg | m3    | vol | eco         |
| 85 | 0,994 | 1   | 01017010290 |

| INFO SHEET |         |         |   |
|------------|---------|---------|---|
| Foot       | Shelves | Slatted |   |
| LF         | BX/LM   | BX/LM   | 0 |
|            |         | BX-280  | 0 |
|            | BX-280  | LM      | 0 |
|            |         | BX-280  | 0 |

# SANTANA

## Showcase Modules



**841301**

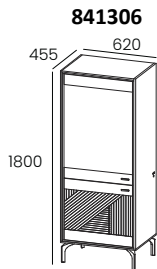
**Right Module x21**

- 2 flat Doors
- 3 Removable Glass Shelves
- 1 Fixed Wooden Shelf
- Rail Doors on the Right
- Metal Foot and Handle always in LF Finish

**W:24 1/2" H:70 7/8" D:18"**

|    |       |     |             |
|----|-------|-----|-------------|
| kg | m3    | vol | eco         |
| 80 | 0,579 | 2   | 01017010290 |

| INFO SHEET    |   |
|---------------|---|
| Case + Fronts |   |
| BX/LM + BX/LM | 0 |



**841306**

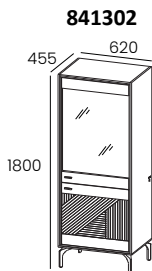
**Left Module x21**

- 2 flat Doors
- 3 Removable Glass Shelves
- 1 Fixed Wooden Shelf
- Rail Doors on the Left
- Metal Foot and Handle always in LF Finish

**W:24 1/2" H:70 7/8" D:18"**

|    |       |     |             |
|----|-------|-----|-------------|
| kg | m3    | vol | eco         |
| 80 | 0,579 | 2   | 01017010290 |

| INFO SHEET    |   |
|---------------|---|
| Case + Fronts |   |
| BX/LM + BX/LM | 0 |




**841302**

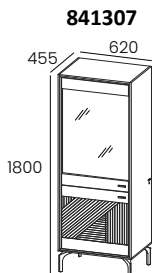
**Right Module x25**

- 1 Glass Door and 1 flat Door
- 3 Removable Glass Shelves
- 1 Fixed Wooden Shelf
- Rail Doors on the Right
- Metal Foot and Handle always in LF Finish
- Interior LEDs (optional)

**W:24 1/2" H:70 7/8" D:18"**

|    |       |     |             |
|----|-------|-----|-------------|
| kg | m3    | vol | eco         |
| 80 | 0,642 | 3   | 01017010290 |

| INFO SHEET    |   |   |
|---------------|---|---|
| Case + Fronts |   |   |
| BX/LM + BX/LM | 0 | <br>Interior<br>841908 |
|               |   | 0   |




**841307**

**Left Module x25**

- 1 Glass Door and 1 flat Door
- 3 Removable Glass Shelves
- 1 Fixed Wooden Shelf
- Rail Doors on the Left
- Metal Foot and Handle always in LF Finish
- Interior LEDs (optional)

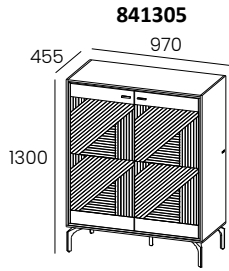
**W:24 1/2" H:70 7/8" D:18"**

|    |       |     |             |
|----|-------|-----|-------------|
| kg | m3    | vol | eco         |
| 80 | 0,642 | 3   | 01017010290 |

| INFO SHEET        |   |   |
|-------------------|---|---|
| Possible Finishes |   |   |
| BX/LM + BX/LM     | 0 | <br>Interior<br>841908 |
|                   |   | 0   |

# SANTANA

## Showcase Modules



841305

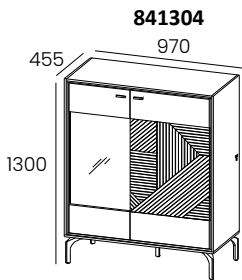
Module x01

- 2 flat Doors
- 4 Removable Glass Shelves
- 2 Fixed Wooden Shelves
- Metal Foot and Handle always in LF Finish

W:38 1/4" H:51 1/4" D:18"

| kg | m3    | vol | eco         |
|----|-------|-----|-------------|
| 88 | 0,619 | 2   | 01017010290 |

| INFO SHEET    |   |  |
|---------------|---|--|
| Case + Fronts |   |  |
| BX/LM + BX/LM | 0 |  |




841304

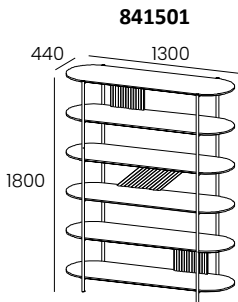
Module x05

- 1 Solid and Glass Door
- 4 Removable Glass Shelves
- 1 Fixed Wooden Shelves
- Metal Foot and Handle always in LF Finish
- Interior LEDs (optional)

W:38 1/4" H:51 1/4" D:18"

| kg | m3    | vol | eco         |
|----|-------|-----|-------------|
| 84 | 0,668 | 3   | 01017010290 |

| INFO SHEET    |   |  |
|---------------|---|--|
| Case + Fronts |   |  |
| BX/LM + BX/LM | 0 | <br>Interior<br>841909<br><br>0 |



841501

Bookcase

- 5 Fixed Shelves in BX or LM Finish
- Metal Foot always in LF Finish

W:51 1/4" H:70 7/8" D:17 3/8"

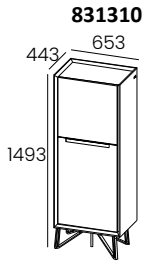
| kg | m3    | vol | eco         |
|----|-------|-----|-------------|
| 62 | 1,224 | 1   | 01017010290 |

| INFO SHEET |         |   |
|------------|---------|---|
| Foot       | Shelves |   |
| LF         | BX/LM   | 0 |



# TAIGA

## Showcase Modules



**831310**

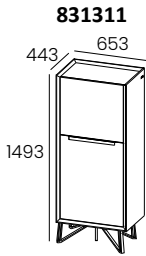
**Left Module x21**

- 1 Door
- 2 Fixed Wooden Shelves
- Rail Doors on the Left
- Metal Foot and Handle always in LF Finish

**W:25 3/4" H:58 3/4" D:17 1/2"**

| kg | m3    | vol | eco         |
|----|-------|-----|-------------|
| 81 | 0,577 | 2   | 01017010290 |

| INFO SHEET |        |   |
|------------|--------|---|
| Case       | Fronts |   |
| LM         | BX/LM  | 0 |
|            | LB     | 0 |



**831311**

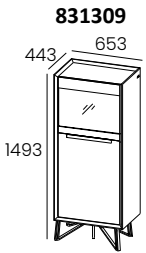
**Right Module x21**

- 1 Door
- 2 Fixed Wooden Shelves
- Rail Doors on the Right
- Metal Foot and Handle always in LF Finish

**W:25 3/4" H:58 3/4" D:17 1/2"**

| kg | m3    | vol | eco         |
|----|-------|-----|-------------|
| 81 | 0,577 | 2   | 01017010290 |

| INFO SHEET |        |   |
|------------|--------|---|
| Case       | Fronts |   |
| LM         | BX/LM  | 0 |
|            | LB     | 0 |




**831309**

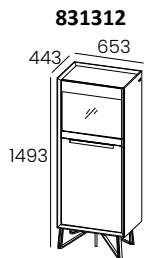
**Left Module x25**

- 1 solid and Glass Door
- 2 Fixed Wooden Shelves
- Rail Doors on the Left
- Metal Foot and Handle always in LF Finish
- Shelf LEDs (optional)

**W:25 3/4" H:58 3/4" D:17 1/2"**

| kg | m3    | vol | eco         |
|----|-------|-----|-------------|
| 85 | 0,635 | 3   | 01017010290 |

| INFO SHEET |        |   |  |
|------------|--------|---|--|
| Case       | Fronts |   | <br>Shelf<br>831904 |
| LM         | BX/LM  | 0 |  |
|            | LB     | 0 | 0  |




**831312**

**Right Module x25**

- 1 solid and Glass Door
- 2 Fixed Wooden Shelves
- Rail Doors on the Right
- Metal Foot and Handle always in LF Finish
- Shelf LEDs (optional)

**W:25 3/4" H:58 3/4" D:17 1/2"**

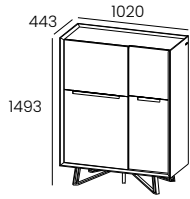
| kg | m3    | vol | eco         |
|----|-------|-----|-------------|
| 85 | 0,635 | 3   | 01017010290 |

| INFO SHEET |        |   |  |
|------------|--------|---|--|
| Case       | Fronts |   | <br>Shelf<br>831904 |
| LM         | BX/LM  | 0 |  |
|            | LB     | 0 | 0  |

# TAIGA

## Showcase Modules

### 831308



### Module x01

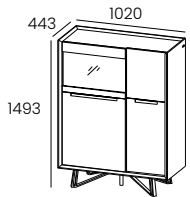
- 2 Doors
- 4 Fixed Wooden Shelves
- Metal Foot and Handle always in LF Finish

**W:40 1/8" H:58 3/4" D:17 1/2"**

|     |       |     |             |
|-----|-------|-----|-------------|
| kg  | m3    | vol | eco         |
| 115 | 0,831 | 2   | 01017010300 |

| INFO SHEET |        |   |
|------------|--------|---|
| Case       | Fronts |   |
| LM         | BX/LM  | 0 |
|            | LB     | 0 |

### 831306



### Module x05

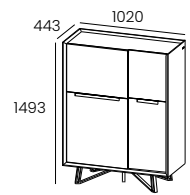
- 1 solid and Glass Door and 1 Door
- 1 Fixed Glass Shelf
- 4 Fixed Wooden Shelves
- Metal Foot and Handle always in LF Finish
- Shelf LEDs (optional)

**W:40 1/8" H:58 3/4" D:17 1/2"**

|     |       |     |             |
|-----|-------|-----|-------------|
| kg  | m3    | vol | eco         |
| 120 | 0,888 | 3   | 01017010300 |

| INFO SHEET |        |   |                 |
|------------|--------|---|-----------------|
| Case       | Fronts |   | Shelf<br>831905 |
| LM         | BX/LM  | 0 |                 |
|            | LB     | 0 |                 |

### 831307



### Bar

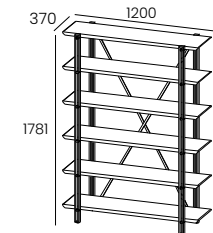
- 2 Doors and 1 Interior Drawer
- 4 Fixed Shelves in matt Lacquer
- Glass support
- bottle storage
- Metal Foot and Handle always in LF Finish
- Interior LEDs (optional)

**W:40 1/8" H:58 3/4" D:17 1/2"**

|     |       |     |             |
|-----|-------|-----|-------------|
| kg  | m3    | vol | eco         |
| 131 | 0,831 | 2   | 01017010300 |

| INFO SHEET |        |   |                    |
|------------|--------|---|--------------------|
| Case       | Fronts |   | Interior<br>831907 |
| LM         | BX/LM  | 0 |                    |
|            | LB     | 0 |                    |

### 831501



### Bookcase

- 5 Fixed Shelves in BX or LM Finish
- Metal Foot always in LF Finish

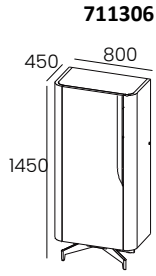
**W:47 1/4" H:70 1/8" D:14 1/2"**

|    |       |     |             |
|----|-------|-----|-------------|
| kg | m3    | vol | eco         |
| 52 | 0,239 | 4   | 01017010280 |

| INFO SHEET |         |   |
|------------|---------|---|
| Foot       | Shelves |   |
| LF         | BX/LM   | 0 |

# WIND

## Showcase Modules



**711306**

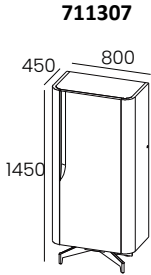
**Left Module x21**

- 1 Door
- 1 Removable Glass Shelf
- 1 Fixed Wooden Shelf
- Foot and Handle always in LF Finish, except LF-018
- you must Choose the Finish of the Cabinet Top, BX, LM, LF or CM

**W:31 1/2" H:57" D:17 3/4"**

|    |       |     |             |
|----|-------|-----|-------------|
| kg | m3    | vol | eco         |
| 89 | 0,605 | 3   | 01017010290 |

| INFO SHEET           |   |
|----------------------|---|
| Case + Fronts        |   |
| BX + BX              | 0 |
| LM + LM              | 0 |
| LB + LB              | 0 |
| LBM + LBM            | 0 |
| Cabinet Top - 711206 |   |
| BX                   | 0 |
| LM                   | 0 |
| LF                   | 0 |
| CM - S01             | 0 |
| CM - S03             |   |



**711307**

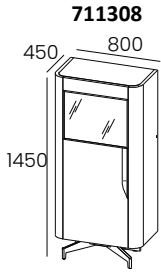
**Right Module x21**

- 1 Door
- 1 Removable Glass Shelf
- 1 Fixed Wooden Shelf
- Foot and Handle always in LF Finish, except LF-018
- you must Choose the Finish of the Cabinet Top, BX, LM, LF or CM

**W:31 1/2" H:57" D:17 3/4"**

|    |       |     |             |
|----|-------|-----|-------------|
| kg | m3    | vol | eco         |
| 89 | 0,605 | 3   | 01017010290 |

| INFO SHEET           |   |
|----------------------|---|
| Case + Fronts        |   |
| BX + BX              | 0 |
| LM + LM              | 0 |
| LB + LB              | 0 |
| LBM + LBM            | 0 |
| Cabinet Top - 711206 |   |
| BX                   | 0 |
| LM                   | 0 |
| LF                   | 0 |
| CM - S01             | 0 |
| CM - S03             |   |



**711308**

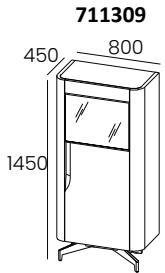
**Left Module x25**

- 1 Glass and solid Door
- 1 Removable Glass Shelf
- 1 Fixed Wooden Shelf
- Foot and Handle always in LF Finish, except LF-018
- you must Choose the Finish of the Cabinet Top, BX, LM, LF or CM
- Interior LEDs (optional)

**W:31 1/2" H:57" D:17 3/4"**

|    |       |     |             |
|----|-------|-----|-------------|
| kg | m3    | vol | eco         |
| 90 | 0,735 | 4   | 01017010290 |

| INFO SHEET           |   | Interior<br>711916 |
|----------------------|---|--------------------|
| Case + Fronts        |   |                    |
| BX + BX              | 0 |                    |
| LM + LM              | 0 |                    |
| LB + LB              | 0 |                    |
| LBM + LBM            | 0 |                    |
| Cabinet Top - 711207 |   | 0                  |
| BX                   | 0 |                    |
| LM                   | 0 |                    |
| LF                   | 0 |                    |
| CM - S01             | 0 |                    |
| CM - S03             |   |                    |



**711309**

**Right Module x25**

- 1 Glass and solid Door
- 1 Removable Glass Shelf
- 1 Fixed Wooden Shelf
- Foot and Handle always in LF Finish, except LF-018
- you must Choose the Finish of the Cabinet Top, BX, LM, LF or CM
- Interior LEDs (optional)

**W:31 1/2" H:57" D:17 3/4"**

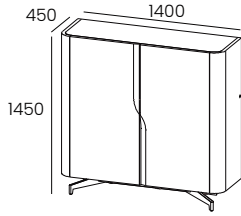
|    |       |     |             |
|----|-------|-----|-------------|
| kg | m3    | vol | eco         |
| 90 | 0,735 | 4   | 01017010290 |

| INFO SHEET           |   | Interior<br>711916 |
|----------------------|---|--------------------|
| Case + Fronts        |   |                    |
| BX + BX              | 0 |                    |
| LM + LM              | 0 |                    |
| LB + LB              | 0 |                    |
| LBM + LBM            | 0 |                    |
| Cabinet Top - 711207 |   | 0                  |
| BX                   | 0 |                    |
| LM                   | 0 |                    |
| LF                   | 0 |                    |
| CM - S01             | 0 |                    |
| CM - S03             |   |                    |

# WIND

## Showcase Modules

### 711302



### Module x01

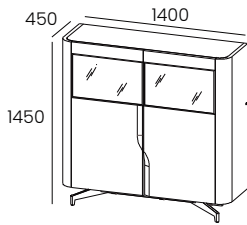
- 2 Doors
- 3 Removable Glass Shelves
- 1 Fixed Wooden Shelf
- Foot and Handles always in LF Finish, except LF-018
- you must Choose the Finish of the Cabinet Top, BX, LM, LF or CM

**W:55 1/8" H:57" D:17 3/4"**

| kg  | m3    | vol | eco         |
|-----|-------|-----|-------------|
| 139 | 1,037 | 3   | 01017010300 |

| INFO SHEET           |   |
|----------------------|---|
| Case + Fronts        |   |
| BX + BX              | 0 |
| LM + LM              | 0 |
| LB + LB              | 0 |
| LBM + LBM            | 0 |
| Cabinet Top - 711204 |   |
| BX                   | 0 |
| LM                   | 0 |
| LF                   | 0 |
| CM - S01             | 0 |
| CM - S03             |   |

### 711301



### Module x05

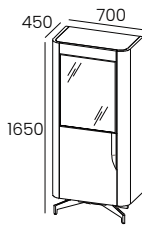
- 2 Glass and solid Doors
- 2 Removable Glass Shelves
- 1 Fixed Wooden Shelf
- Foot and Handles always in LF Finish, except LF-018
- you must Choose the Finish of the Cabinet Top, BX, LM, LF or CM
- Interior LEDs (optional)

**W:55 1/8" H:57" D:17 3/4"**

| kg  | m3    | vol | eco         |
|-----|-------|-----|-------------|
| 124 | 1,167 | 4   | 01017010300 |

| INFO SHEET           |   | Interior<br>711917 |
|----------------------|---|--------------------|
| Case + Fronts        |   |                    |
| BX + BX              | 0 |                    |
| LM + LM              | 0 |                    |
| LB + LB              | 0 |                    |
| LBM + LBM            | 0 |                    |
| Cabinet Top - 711205 |   |                    |
| BX                   | 0 |                    |
| LM                   | 0 |                    |
| LF                   | 0 |                    |
| CM - S01             | 0 |                    |
| CM - S03             |   |                    |

### 711304



### Left Vitrine x25

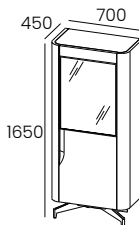
- 1 Glass and solid Door
- 2 Removable Glass Shelves
- 1 Fixed Wooden Shelf
- Foot and Handle always in LF Finish, except LF-018
- you must Choose the Finish of the Cabinet Top, BX, LM, LF or CM
- Interior LEDs (optional)

**W:27 1/2" H:65" D:17 3/4"**

| kg | m3    | vol | eco         |
|----|-------|-----|-------------|
| 94 | 0,854 | 4   | 01017010290 |

| INFO SHEET           |   | Interior<br>711914 |
|----------------------|---|--------------------|
| Case + Fronts        |   |                    |
| BX + BX              | 0 |                    |
| LM + LM              | 0 |                    |
| LB + LB              | 0 |                    |
| LBM + LBM            | 0 |                    |
| Cabinet Top - 711209 |   |                    |
| BX                   | 0 |                    |
| LM                   | 0 |                    |
| LF                   | 0 |                    |
| CM - S01             | 0 |                    |
| CM - S03             |   |                    |

### 711305



### Right Vitrine x25

- 1 Glass and solid Door
- 2 Removable Glass Shelves
- 1 Fixed Wooden Shelf
- Foot and Handle always in LF Finish, except LF-018
- you must Choose the Finish of the Cabinet Top, BX, LM, LF or CM
- Interior LEDs (optional)

**W:27 1/2" H:65" D:17 3/4"**

| kg | m3    | vol | eco         |
|----|-------|-----|-------------|
| 94 | 0,854 | 4   | 01017010290 |

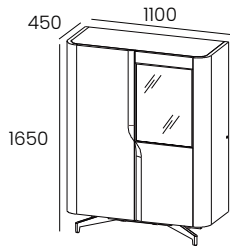
| INFO SHEET           |   | Interior<br>711914 |
|----------------------|---|--------------------|
| Case + Fronts        |   |                    |
| BX + BX              | 0 |                    |
| LM + LM              | 0 |                    |
| LB + LB              | 0 |                    |
| LBM + LBM            | 0 |                    |
| Cabinet Top - 711209 |   |                    |
| BX                   | 0 |                    |
| LM                   | 0 |                    |
| LF                   | 0 |                    |
| CM - S01             | 0 |                    |
| CM - S03             |   |                    |

# WIND

## Showcase Modules

### 711315


### Left Vitrine x05



- 1 solid Glass Door and 1 solid Door
- 2 Removable Glass Shelves
- 1 Fixed Wooden Shelf
- Foot and Handles always in LF Finish, except LF-018
- you must Choose the Finish of the Cabinet Top, BX, LM, LF or CM
- Interior LEDs (optional)

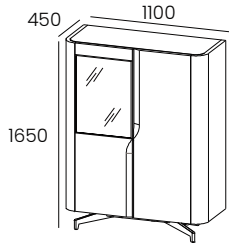
**W:43 3/8" H:65" D:17 3/4"**

| kg  | m3    | vol | eco         |
|-----|-------|-----|-------------|
| 121 | 1,053 | 4   | 01017010300 |

| INFO SHEET           |   | <br>Interior<br>711915 |
|----------------------|---|---|
| Case + Fronts        |   |   |
| BX + BX              | 0 |   |
| LM + LM              | 0 |   |
| LB + LB              | 0 |   |
| LBM + LBM            | 0 |   |
| Cabinet Top - 711208 |   | 0   |
| BX                   | 0 |   |
| LM                   | 0 |   |
| LF                   | 0 |   |
| CM - S01             | 0 |   |
| CM - S03             |   |   |

### 711316


### Right Vitrine x05



- 1 solid Glass Door and 1 solid Door
- 2 Removable Glass Shelves
- 1 Fixed Wooden Shelf
- Foot and Handles always in LF Finish, except LF-018
- you must Choose the Finish of the Cabinet Top, BX, LM, LF or CM
- Interior LEDs (optional)

**W:43 3/8" H:65" D:17 3/4"**

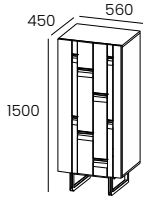
| kg  | m3    | vol | eco         |
|-----|-------|-----|-------------|
| 121 | 1,053 | 4   | 01017010300 |

| INFO SHEET           |   | <br>Interior<br>711915 |
|----------------------|---|---|
| Case + Fronts        |   |   |
| BX + BX              | 0 |   |
| LM + LM              | 0 |   |
| LB + LB              | 0 |   |
| LBM + LBM            | 0 |   |
| Cabinet Top - 711208 |   | 0   |
| BX                   | 0 |   |
| LM                   | 0 |   |
| LF                   | 0 |   |
| CM - S01             | 0 |   |
| CM - S03             |   |   |

# CARAT

## Showcase Modules

### 771301




**W:22" H:59" D:17 3/4"**

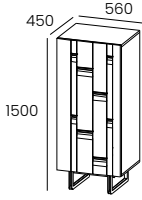
|    |      |     |             |
|----|------|-----|-------------|
| kg | m3   | vol | eco         |
| 73 | 0,44 | 3   | 01017010290 |

### Left Cabinet x21

- 1 Door
- 2 Removable Glass Shelves
- Door closes to the Left
- Handles always in LF Finish, except LF-018
- Foot always in LF Finish
- Front always in Lacquered Finish, LM or LB
- Front LEDs (optional)
- Choose between Foot P1 or P2

| INFO SHEET    |   |   |
|---------------|---|---|
| Case + Fronts |   | <br>Front<br>771925<br><br>0 |
| BX + LM       | 0 |   |
| BX + LB       | 0 |   |
| LM + LM       | 0 |   |
| LM + LB       | 0 |   |

### 771302




**W:22" H:59" D:17 3/4"**

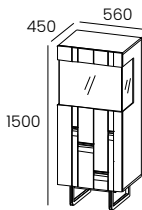
|    |      |     |             |
|----|------|-----|-------------|
| kg | m3   | vol | eco         |
| 73 | 0,44 | 3   | 01017010290 |

### Right Cabinet x21

- 1 Door
- 2 Removable Glass Shelves
- Door closes to the Right
- Handles always in LF Finish, except LF-018
- Foot always in LF Finish
- Front always in Lacquered Finish, LM or LB
- Front LEDs (optional)
- Choose between Foot P1 or P2

| INFO SHEET    |   |   |
|---------------|---|---|
| Case + Fronts |   | <br>Front<br>771925<br><br>0 |
| BX + LM       | 0 |   |
| BX + LB       | 0 |   |
| LM + LM       | 0 |   |
| LM + LB       | 0 |   |

### 771303




**W:22" H:59" D:17 3/4"**

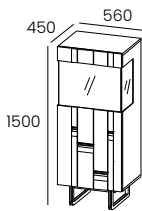
|    |      |     |             |
|----|------|-----|-------------|
| kg | m3   | vol | eco         |
| 77 | 0,44 | 3   | 01017010290 |

### Left Cabinet x25

- 1 Door with Glass
- 2 Removable Glass Shelves
- Door closes to the Left
- Handles always in LF Finish, except LF-018
- Foot always in LF Finish
- Front always in Lacquered Finish, LM or LB
- Front LEDs (optional)
- Choose between Foot P1 or P2

| INFO SHEET    |   |   |
|---------------|---|---|
| Case + Fronts |   | <br>Front<br>771925<br><br>0<br><br>Interior<br>771926<br><br>0 |
| BX + LM       | 0 |   |
| BX + LB       | 0 |   |
| LM + LM       | 0 |   |
| LM + LB       | 0 |   |

### 771304




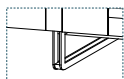
**W:22" H:59" D:17 3/4"**

|    |      |     |             |
|----|------|-----|-------------|
| kg | m3   | vol | eco         |
| 77 | 0,44 | 3   | 01017010290 |

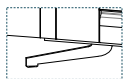
### Right Cabinet x25

- 1 Door with Glass
- 2 Removable Glass Shelves
- Door closes to the Right
- Handles always in LF Finish, except LF-018
- Foot always in LF Finish
- Front always in Lacquered Finish, LM or LB
- Front LEDs (optional)
- Choose between Foot P1 or P2

| INFO SHEET    |   |  |
|---------------|---|--|
| Case + Fronts |   | <br>Front<br>771925<br><br>0<br><br>Interior<br>771926<br><br>0 |
| BX + LM       | 0 |  |
| BX + LB       | 0 |  |
| LM + LM       | 0 |  |
| LM + LB       | 0 |  |



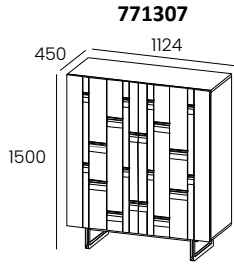
P1



P2

# CARAT

## Showcase Modules




771307

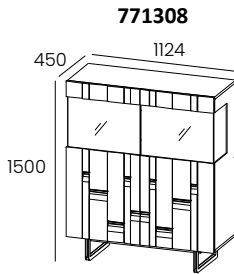
Cabinet x01

- 2 Doors
- 4 Removable Glass Shelves
- Handles always in LF Finish, except LF-018
- Foot always in LF Finish
- Front always in Lacquered Finish, LM or LB
- Front LEDs (optional)
- Choose between Foot P1 or P2

W:44 1/4" H:59" D:17 3/4"

|     |      |     |             |
|-----|------|-----|-------------|
| kg  | m3   | vol | eco         |
| 109 | 0,90 | 3   | 01017010300 |

| INFO SHEET    |   |   |
|---------------|---|---|
| Case + Fronts |   | <br>Front<br>771922<br><br>0 |
| BX + LM       | 0 |   |
| BX + LB       | 0 |   |
| LM + LM       | 0 |   |
| LM + LB       | 0 |   |




771308

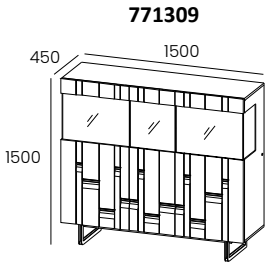
Cabinet x05

- 2 Doors with Glass
- 3 Removable Glass Shelves
- Handles always in LF Finish, except LF-018
- Foot always in LF Finish
- Front always in Lacquered Finish, LM or LB
- Front LEDs (optional)
- Choose between Foot P1 or P2

W:44 1/4" H:59" D:17 3/4"

|     |      |     |             |
|-----|------|-----|-------------|
| kg  | m3   | vol | eco         |
| 125 | 0,90 | 3   | 01017010300 |

| INFO SHEET    |   |  |
|---------------|---|--|
| Case + Fronts |   | <br>Front<br>771922<br><br>0<br><br>Interior<br>771923<br><br>0 |
| BX + LM       | 0 |  |
| BX + LB       | 0 |  |
| LM + LM       | 0 |  |
| LM + LB       | 0 |  |




771309

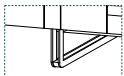
Cabinet x03

- 3 Doors with Glass
- 4 Removable Glass Shelves
- Handles always in LF Finish, except LF-018
- Foot always in LF Finish
- Front always in Lacquered Finish, LM or LB
- Front LEDs (optional)
- Choose between Foot P1 or P2

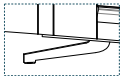
W:59" H:59" D:17 3/4"

|     |      |     |             |
|-----|------|-----|-------------|
| kg  | m3   | vol | eco         |
| 147 | 1,18 | 3   | 01017010300 |

| INFO SHEET    |   |  |
|---------------|---|--|
| Case + Fronts |   | <br>Front<br>771920<br><br>0<br><br>Interior<br>771921<br><br>0 |
| BX + LM       | 0 |  |
| BX + LB       | 0 |  |
| LM + LM       | 0 |  |
| LM + LB       | 0 |  |



P1



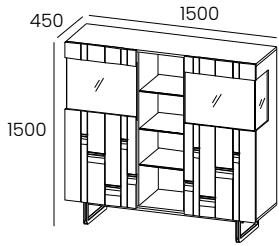
P2

# CARAT

## Showcase Modules

771310


Cabinet x06



- 2 Doors with Glass and 1 Niche
- 4 Removable Glass Shelves
- 3 Fixed Shelves in BX or LM Finish in the Niche
- Handles always in LF Finish, except LF-018
- Foot always in LF Finish
- Front always in Lacquered Finish, LM or LB
- Front LEDs (optional)
- Choose between Foot P1 or P2

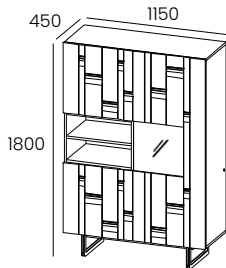
**W:59" H:59" D:17 3/4"**

| kg  | m3   | vol | eco         |
|-----|------|-----|-------------|
| 150 | 1,05 | 3   | 01017010300 |

| INFO SHEET    |   |   |
|---------------|---|---|
| Case + Fronts |   | <br>Front<br>771922<br>0 |
| BX + LM       | 0 |   |
| BX + LB       | 0 | Interior<br>771924<br>0   |
| LM + LM       | 0 |   |
| LM + LB       | 0 | Niche<br>771927<br>0  |

771455


Bookcase x01

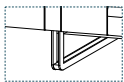


- 1 Door with Glass, 2 plain Doors and 1 Niche
- 5 Removable Glass Shelves
- 1 Fixed Shelf in BX or LM Finish in the Niche
- Handles always in LF Finish, except LF-018
- Foot always in LF Finish
- Front always in Lacquered Finish, LM or LB
- Front LEDs (optional)
- Choose between Foot P1 or P2

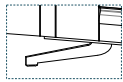
**W:45 1/4" H:70 7/8" D:17 3/4"**

| kg  | m3   | vol | eco         |
|-----|------|-----|-------------|
| 139 | 0,98 | 3   | 01017010300 |

| INFO SHEET    |   |   |
|---------------|---|---|
| Case + Fronts |   | <br>Front<br>771930<br>0 |
| BX + LM       | 0 |   |
| BX + LB       | 0 | Interior<br>771931<br>0   |
| LM + LM       | 0 |   |
| LM + LB       | 0 | Niche<br>771932<br>0  |



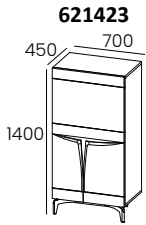
P1



P2



## Showcase Modules



**621423**

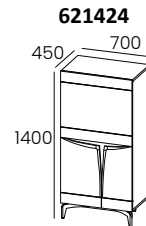
**Left Module x21**

- 1 Door
- 2 Removable Glass Shelves
- Left opening
- Metal Foot and Motif always in LF Finish

**W:27 1/2" H:55 1/8" D:17 3/4"**

|    |       |     |             |
|----|-------|-----|-------------|
| kg | m3    | vol | eco         |
| 74 | 0,549 | 3   | 01017010290 |

| INFO SHEET |        |   |
|------------|--------|---|
| Case       | Fronts |   |
| BX/LM      | LM     | 0 |
|            | LB     | 0 |



**621424**

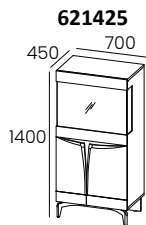
**Right Module x21**

- 1 Door
- 2 Removable Glass Shelves
- Right opening
- Metal Foot and Motif always in LF Finish

**W:27 1/2" H:55 1/8" D:17 3/4"**

|    |       |     |             |
|----|-------|-----|-------------|
| kg | m3    | vol | eco         |
| 74 | 0,549 | 3   | 01017010290 |

| INFO SHEET |        |   |
|------------|--------|---|
| Case       | Fronts |   |
| BX/LM      | LM     | 0 |
|            | LB     | 0 |



**621425**

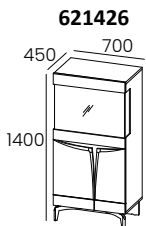
**Left Module x25**

- 1 Glass and solid Door
- 2 Removable Glass Shelves
- Left opening
- Metal Foot and Motif always in LF Finish
- Interior LEDs (optional)

**W:27 1/2" H:55 1/8" D:17 3/4"**

|    |       |     |             |
|----|-------|-----|-------------|
| kg | m3    | vol | eco         |
| 70 | 0,633 | 4   | 01017010290 |

| INFO SHEET |        |   |                    |
|------------|--------|---|--------------------|
| Case       | Fronts |   | Interior<br>621907 |
| BX/LM      | LM     | 0 |                    |
|            | LB     | 0 |                    |



**621426**

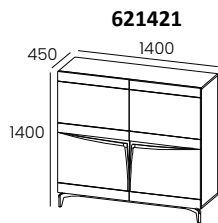
**Right Module x25**

- 1 Glass and solid Door
- 2 Removable Glass Shelves
- Right opening
- Metal Foot and Motif always in LF Finish
- Interior LEDs (optional)

**W:27 1/2" H:55 1/8" D:17 3/4"**

|    |       |     |             |
|----|-------|-----|-------------|
| kg | m3    | vol | eco         |
| 70 | 0,633 | 4   | 01017010290 |

| INFO SHEET |        |   |                    |
|------------|--------|---|--------------------|
| Case       | Fronts |   | Interior<br>621907 |
| BX/LM      | LM     | 0 |                    |
|            | LB     | 0 |                    |



**621421**

**Module x01**

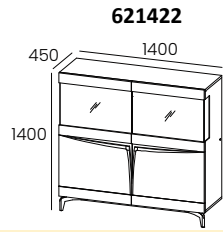
- 2 Doors
- 4 Removable Glass Shelves
- Metal Foot and Motif always in LF Finish

**W:55 1/8" H:55 1/8" D:17 3/4"**

|     |       |     |             |
|-----|-------|-----|-------------|
| kg  | m3    | vol | eco         |
| 111 | 1,048 | 3   | 01017010300 |

| INFO SHEET |        |   |
|------------|--------|---|
| Case       | Fronts |   |
| BX/LM      | LM     | 0 |
|            | LB     | 0 |

## Showcase Modules




**621422**

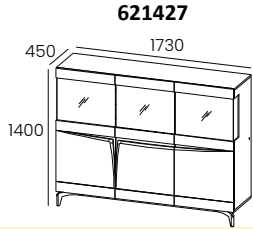
**Module x05**

- 2 Glass and solid Doors
- 3 Removable Glass Shelves
- Metal Foot and Motif always in LF Finish
- Interior LEDs (optional)

**W:55 1/8" H:55 1/8" D:17 3/4"**

| kg  | m3    | vol | eco         |
|-----|-------|-----|-------------|
| 124 | 1,131 | 4   | 01017010300 |

| INFO SHEET |        |   |   |
|------------|--------|---|---|
| Case       | Fronts |   | <br>Interior<br>621905 |
| BX/LM      | LM     | 0 |   |
|            | LB     | 0 |   |




**621427**

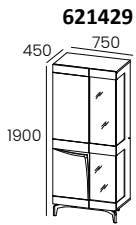
**Module x03**

- 3 Glass and solid Doors
- 4 Removable Glass Shelves
- Metal Foot and Motif always in LF Finish
- Interior LEDs (optional)

**W:68 1/8" H:55 1/8" D:17 3/4"**

| kg  | m3    | vol | eco         |
|-----|-------|-----|-------------|
| 147 | 0,659 | 4   | 01017010300 |

| INFO SHEET |        |   |   |
|------------|--------|---|---|
| Case       | Fronts |   | <br>Interior<br>621934 |
| BX/LM      | LM     | 0 |   |
|            | LB     | 0 |   |




**621429**

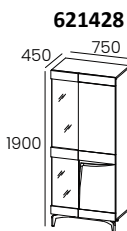
**Left Vitrine x01**

- 1 Glass Door and 1 plain Door
- 6 Removable Glass Shelves
- Metal Foot and Motif always in LF Finish
- LEDs Shelves (optional)

**W:29 1/2" H:74 7/8" D:17 3/4"**

| kg  | m3    | vol | eco         |
|-----|-------|-----|-------------|
| 105 | 0,890 | 4   | 01017010300 |

| INFO SHEET |        |   |  |
|------------|--------|---|--|
| Case       | Fronts |   | <br>Shelves<br>621908 |
| BX/LM      | LM     | 0 |  |
|            | LB     | 0 |  |




**621428**

**Right Vitrine x01**

- 1 Glass Door and 1 plain Door
- 6 Removable Glass Shelves
- Metal Foot and Motif always in LF Finish
- LEDs Shelves (optional)

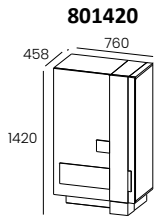
**W:29 1/2" H:74 7/8" D:17 3/4"**

| kg  | m3    | vol | eco         |
|-----|-------|-----|-------------|
| 105 | 0,890 | 4   | 01017010300 |

| INFO SHEET |        |   |  |
|------------|--------|---|--|
| Case       | Fronts |   | <br>Shelves<br>621908 |
| BX/LM      | LM     | 0 |  |
|            | LB     | 0 |  |

# BRISTOL

## Showcase Modules



**801420**

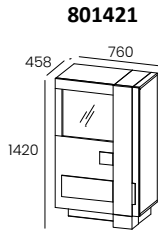
**Cabinet x21**

- 2 Doors
- 5 Removable Glass Shelves
- 1 Shelf Fixed in Melamine
- TA Finish only available on the Door and base vertical
- lighting Baseboard (optional)

**W:30" H:56" D:18"**

|    |       |     |             |
|----|-------|-----|-------------|
| kg | m3    | vol | eco         |
| 79 | 0,629 | 1   | 01017010290 |

| INFO SHEET |        |                          |   |                     |
|------------|--------|--------------------------|---|---------------------|
| Case       | Fronts | Front Horizontal Accents |   | Baseboard<br>801906 |
| BX/LM      | BX/LM  | BX/LM                    | 0 |                     |
|            |        | LB                       | 0 |                     |
|            | LB     | BX/LM                    | 0 |                     |
|            |        | LB                       | 0 |                     |



**801421**

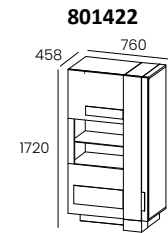
**Cabinet x25**

- 2 Doors
- 5 Removable Glass Shelves
- 1 Shelf Fixed in Melamine
- TA Finish only available on the Door and base vertical
- lighting Shelf or Baseboard (optional)

**W:30" H:56" D:18"**

|    |       |     |             |
|----|-------|-----|-------------|
| kg | m3    | vol | eco         |
| 90 | 0,657 | 1   | 01017010290 |

| INFO SHEET |        |                          |   |                     |   |
|------------|--------|--------------------------|---|---------------------|---|
| Case       | Fronts | Front Horizontal Accents |   | Shelf<br>801905     |   |
| BX/LM      | BX/LM  | BX/LM                    | 0 |                     | 0 |
|            |        | LB                       | 0 |                     |   |
|            | LB     | BX/LM                    | 0 | Baseboard<br>801906 |   |
|            |        | LB                       | 0 |                     |   |



**801422**

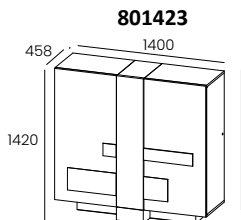
**Cabinet x17**

- 3 Doors and 1 Niche
- 4 Removable Glass Shelves
- 2 Shelf Fixed in Melamine
- TA Finish only available on the Door and base vertical
- lighting Shelf or Baseboard (optional)

**W:30" H:67 3/4" D:18"**

|    |       |     |             |
|----|-------|-----|-------------|
| kg | m3    | vol | eco         |
| 93 | 0,738 | 1   | 01017010290 |

| INFO SHEET |        |                          |   |                     |   |
|------------|--------|--------------------------|---|---------------------|---|
| Case       | Fronts | Front Horizontal Accents |   | Shelf<br>801907     |   |
| BX/LM      | BX/LM  | BX/LM                    | 0 |                     | 0 |
|            |        | LB                       | 0 |                     |   |
|            | LB     | BX/LM                    | 0 | Baseboard<br>801908 |   |
|            |        | LB                       | 0 |                     |   |



**801423**

**55 1/8" Cabinet x01**

- 2 Doors
- 4 Removable Glass Shelves
- 2 Shelf Fixed in Melamine
- TA Finish only available on the Door and base vertical
- lighting Baseboard (optional)

**W:55 1/8" H:56" D:18"**

|     |       |     |             |
|-----|-------|-----|-------------|
| kg  | m3    | vol | eco         |
| 134 | 1,119 | 1   | 01017010300 |

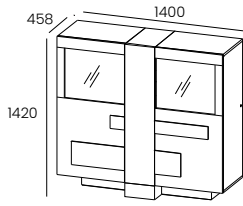
| INFO SHEET |        |                          |   |                     |
|------------|--------|--------------------------|---|---------------------|
| Case       | Fronts | Front Horizontal Accents |   | Baseboard<br>801910 |
| BX/LM      | BX/LM  | BX/LM                    | 0 |                     |
|            |        | LB                       | 0 |                     |
|            | LB     | BX/LM                    | 0 |                     |
|            |        | LB                       | 0 |                     |

# BRISTOL

## Showcase Modules

801424


55 1/8" Cabinet x05



**W:55 1/8" H:56" D:18"**

| kg  | m3    | vol | eco         |
|-----|-------|-----|-------------|
| 139 | 1,154 | 2   | 01017010300 |

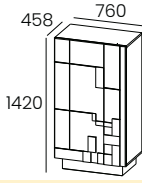
- 2 Glass and solid Doors
- 4 Removable Glass Shelves
- 2 Shelf Fixeds in Melamine
- TA Finish only available on the Door and base vertical
- lighting Shelf or Baseboard (optional)

| INFO SHEET |        |                          |   |   |
|------------|--------|--------------------------|---|---|
| Case       | Fronts | Front Horizontal Accents |   |  |
| BX/LM      | BX/LM  | BX/LM                    | 0 | Shelf<br>801909<br>0  |
|            |        | LB                       | 0 |   |
|            | LB     | BX/LM                    | 0 | Baseboard<br>801910<br>0  |
|            |        | LB                       | 0 |   |

# WEMBLEY

## Showcase Modules

### 851420




#### Module x21

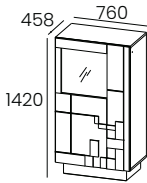
- 1 Door
- 2 Removable Glass Shelves
- 1 Fixed Melamine Shelf
- Front Accents always in BX or TA-278 Finish
- LEDs Baseboard (optional)

**W:30" H:56" D:18"**

|    |       |     |             |
|----|-------|-----|-------------|
| kg | m3    | vol | eco         |
| 81 | 0,595 | 1   | 01017010290 |

| INFO SHEET    |   |  |
|---------------|---|--|
| Case + Fronts |   | <br>Baseboard<br>851906 |
| BX/LM + LM    | 0 |  |
| BX/LM + LB    | 0 | 0  |

### 851421




#### Module x25

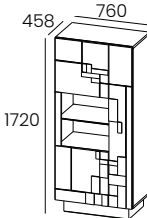
- 1 solid and Glass Door
- 2 Removable Glass Shelves
- 1 Fixed Melamine Shelf
- Front Accents always in BX or TA-278 Finish
- LEDs Shelf and Baseboard (optional)

**W:30" H:56" D:18"**

|    |       |     |             |
|----|-------|-----|-------------|
| kg | m3    | vol | eco         |
| 82 | 0,649 | 2   | 01017010290 |

| INFO SHEET    |   |   |
|---------------|---|---|
| Case + Fronts |   | <br>Shelf<br>851905<br>0 |
| BX/LM + LM    | 0 |   |
| BX/LM + LB    | 0 | Baseboard<br>851906<br>0  |

### 851422




#### Module x17

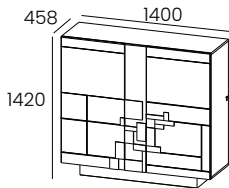
- 3 Doors and 1 Niche
- 4 Removable Glass Shelves
- 2 Fixed Melamine Shelves
- Front Accents always in BX or TA-278 Finish
- LEDs Shelf and Baseboard (optional)

**W:30" H:67 3/4" D:18"**

|    |       |     |             |
|----|-------|-----|-------------|
| kg | m3    | vol | eco         |
| 91 | 0,717 | 1   | 01017010290 |

| INFO SHEET    |   |  |
|---------------|---|--|
| Case + Fronts |   | <br>Shelf<br>851907<br>0 |
| BX/LM + LM    | 0 |  |
| BX/LM + LB    | 0 | Baseboard<br>851908<br>0   |

### 851423




#### Module x01

- 2 Doors
- 4 Removable Glass Shelves
- 2 Fixed Melamine Shelves
- Front Accents always in BX or TA-278 Finish
- LEDs Baseboard (optional)

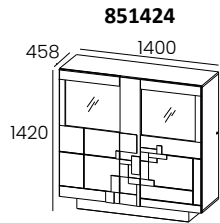
**W:55 1/8" H:56" D:18"**

|     |       |     |             |
|-----|-------|-----|-------------|
| kg  | m3    | vol | eco         |
| 133 | 1,066 | 1   | 01017010300 |

| INFO SHEET    |   |  |
|---------------|---|--|
| Case + Fronts |   | <br>Baseboard<br>851910 |
| BX/LM + BX/LM | 0 |  |
| BX/LM + LB    | 0 | 0  |

# WEMBLEY

## Showcase Modules




851424

Module x05

- 2 solid and Glass Doors
- 4 Removable Glass Shelves
- 2 Fixed Melamine Shelves
- Front Accents always in BX or TA-278 Finish
- LEDs Baseboard (optional)

**W:55 1/8" H:56" D:18"**

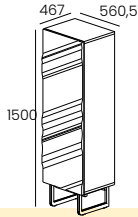
|     |       |     |             |
|-----|-------|-----|-------------|
| kg  | m3    | vol | eco         |
| 135 | 1,152 | 2   | 01017010300 |

| INFO SHEET    |   |   |
|---------------|---|---|
| Case + Fronts |   | <br>Shelf<br>851909<br>0 |
| BX/LM + LM    | 0 |   |
| BX/LM + LB    | 0 | Baseboard<br>851910<br>0  |

# MIRAGE

## Showcase Modules

### 861301



### Left Module x21

- 1 Door
- 2 Removable Glass Shelves
- Left-hand hardware Door
- Foot always in LF Finish
- Front always in Lacquer Finish, LM or LB

W:22" H:59" D:18 3/8"

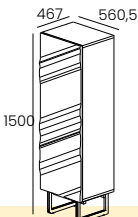
| kg | m3    | vol | eco         |
|----|-------|-----|-------------|
| 72 | 0,483 | 2   | 01017010290 |

### INFO SHEET

#### Case + Fronts

|         |   |
|---------|---|
| BX + LM | 0 |
| BX + LB | 0 |
| LM + LM | 0 |
| LM + LB | 0 |

### 861302



### Right Module x21

- 1 Door
- 2 Removable Glass Shelves
- Right-hand hardware Door
- Foot always in LF Finish
- Front always in Lacquer Finish, LM or LB

W:22" H:59" D:18 3/8"

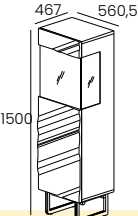
| kg | m3    | vol | eco         |
|----|-------|-----|-------------|
| 72 | 0,483 | 2   | 01017010290 |

### INFO SHEET

#### Case + Fronts

|         |   |
|---------|---|
| BX + LM | 0 |
| BX + LB | 0 |
| LM + LM | 0 |
| LM + LB | 0 |

### 861303



### Left Module x25


- 1 Glass Door and 1 plain Door
- 2 Removable Glass Shelves
- Left-hand hardware Door
- Foot always in LF Finish
- Fronts always in Lacquer Finish, LM or LB
- Interior LEDs (optional)

W:22" H:59" D:18 3/8"

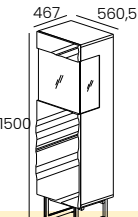
| kg | m3    | vol | eco         |
|----|-------|-----|-------------|
| 78 | 0,548 | 3   | 01017010290 |

### INFO SHEET

#### Case + Fronts

|         |   |   |
|---------|---|---|
| BX + LM | 0 | <br>Interior<br>861926<br><br>0 |
| BX + LB | 0 |   |
| LM + LM | 0 |   |
| LM + LB | 0 |   |

### 861304



### Right Module x25


- 1 Glass Door and 1 plain Door
- 2 Removable Glass Shelves
- Right-hand hardware Door
- Foot always in LF Finish
- Fronts always in Lacquer Finish, LM or LB
- Interior LEDs (optional)

W:22" H:59" D:18 3/8"

| kg | m3    | vol | eco         |
|----|-------|-----|-------------|
| 78 | 0,548 | 3   | 01017010290 |

### INFO SHEET

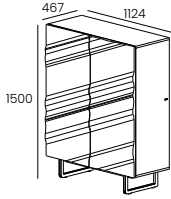
#### Case + Fronts

|         |   |  |
|---------|---|--|
| BX + LM | 0 | <br>Interior<br>861926<br><br>0 |
| BX + LB | 0 |  |
| LM + LM | 0 |  |
| LM + LB | 0 |  |

# MIRAGE

## Showcase Modules

### 861307



#### Module x01

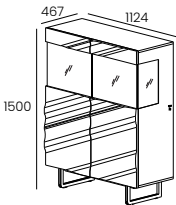
- 2 Doors
- 4 Removable Glass Shelves
- Foot always in LF Finish
- Fronts always in Lacquer Finish, LM or LB

**W:44 1/4" H:59" D:18 3/8"**

|     |       |     |             |
|-----|-------|-----|-------------|
| kg  | m3    | vol | eco         |
| 112 | 0,929 | 2   | 01017010300 |

| INFO SHEET    |   |
|---------------|---|
| Case + Fronts |   |
| BX + LM       | 0 |
| BX + LB       | 0 |
| LM + LM       | 0 |
| LM + LB       | 0 |

### 861308



#### Module x05

- 2 solid and Glass Doors
- 3 Removable Glass Shelves
- Foot always in LF Finish
- Fronts always in Lacquer Finish, LM or LB
- Interior LEDs (optional)

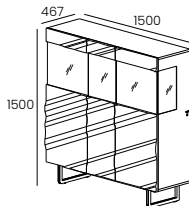
**W:44 1/4" H:59" D:18 3/8"**

|     |       |     |             |
|-----|-------|-----|-------------|
| kg  | m3    | vol | eco         |
| 124 | 1,024 | 3   | 01017010300 |

| INFO SHEET    |   |
|---------------|---|
| Case + Fronts |   |
| BX + LM       | 0 |
| BX + LB       | 0 |
| LM + LM       | 0 |
| LM + LB       | 0 |

Interior  
861923  
  
0

### 861309



#### Module x03

- 3 solid and Glass Doors
- 4 Removable Glass Shelves
- Foot always in LF Finish
- Fronts always in Lacquer Finish, LM or LB
- Interior LEDs (optional)

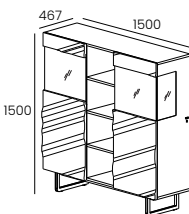
**W:59" H:59" D:18 3/8"**

|     |       |     |             |
|-----|-------|-----|-------------|
| kg  | m3    | vol | eco         |
| 158 | 1,362 | 3   | 01017010310 |

| INFO SHEET    |       |
|---------------|-------|
| Case + Fronts |       |
| BX + LM       | 2,260 |
| BX + LB       | 2,440 |
| LM + LM       | 2,340 |
| LM + LB       | 2,520 |

Interior  
861921  
  
0

### 861310



#### Module x06

- 2 solid and Glass Doors and 1 Niche
- 4 Removable Glass Shelves
- 3 Fixed Shelves in BX or LM Finish in the Niche
- Foot always in LF Finish
- Fronts always in Lacquer Finish, LM or LB
- Interior and Niche LEDs (optional)

**W:59" H:59" D:18 3/8"**

|     |       |     |             |
|-----|-------|-----|-------------|
| kg  | m3    | vol | eco         |
| 149 | 1,332 | 3   | 01017010300 |

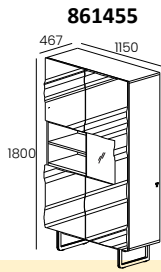
| INFO SHEET    |   |
|---------------|---|
| Case + Fronts |   |
| BX + LM       | 0 |
| BX + LB       | 0 |
| LM + LM       | 0 |
| LM + LB       | 0 |

Interior  
861924  
0  
Niche  
861927  
0



# MIRAGE

## Showcase Modules




861455

### Bookcase x01

- 1 solid and Glass Door, 2 solid Doors and 1 Niche
- 5 Removable Glass Shelves
- 1 Fixed Shelf in BX or LM Finish in the Niche
- Foot always in LF Finish
- Fronts always in Lacquer Finish, LM or LB
- Interior and Niche LEDss (optional)

**W:45 1/4" H:70 7/8" D:18 3/8"**

| kg  | m3   | vol | eco         |
|-----|------|-----|-------------|
| 147 | 1,22 | 3   | 01017010300 |

| INFO SHEET    |   |   |
|---------------|---|---|
| Case + Fronts |   | <br>Interior<br>861931 |
| BX + LM       | 0 |   |
| BX + LB       | 0 | 0   |
| LM + LM       | 0 | Niche<br>861932   |
| LM + LB       | 0 |   |

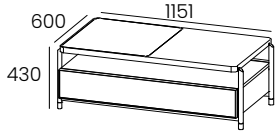
# COFFEE TABLES

# NEWPORT/NEWTOWN

## Coffee Table

811601

Coffee Table NEWPORT



- 1 Drawer
- Top in CM and BX, BX-280 or LM Finish
- Front in CM Finish
- Frame Metal in LF finish
- Foot in Metal always in LF and Brass Finish

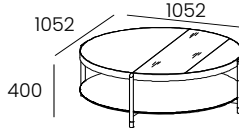
W:45 3/8" H:17" D:23 5/8"

|     |       |     |             |
|-----|-------|-----|-------------|
| kg  | m3    | vol | eco         |
| 106 | 0,532 | 1   | 01019080300 |

| INFO SHEET |              |
|------------|--------------|
| Front      | Top          |
|            | CM and BX/LM |
| CM-S01     | 0            |
| CM-S03     | 0            |
| CM-S04     | 0            |

811602

Coffee Table NEWTOWN



- Top in Glass Finish (Transparent, Gray or Bronze) and LM or BX
- Interior Accent in BX or BX-280 Finish
- Shelf in CM Finish
- Metal Frame in LF Finish
- Metal Foot always in LF and Brass Finish

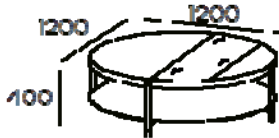
W:41 1/2" H:15 3/4" D:41 1/2"

|    |       |     |             |
|----|-------|-----|-------------|
| kg | m3    | vol | eco         |
| 98 | 0,775 | 1   | 01019080290 |

| INFO SHEET |        |        |
|------------|--------|--------|
| Shelves    | Accent |        |
|            | BX     | BX-280 |
| CM-S01     | 0      | 0      |
| CM-S03     | 0      | 0      |
| CM-S04     | 0      | 0      |

811607

Coffee Table NEWTOWN



- Top in Glass Finish (Transparent, Gray or Bronze) and LM or BX
- Interior Accent in BX or BX-280 Finish
- Shelf in CM Finish
- Metal Frame in LF Finish
- Metal Foot always in LF and Brass Finish

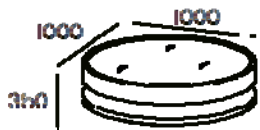
W:48" H:15 3/4" D:48"

|    |       |     |             |
|----|-------|-----|-------------|
| kg | m3    | vol | eco         |
| 98 | 0,775 | 1   | 01019080290 |

| INFO SHEET |        |        |
|------------|--------|--------|
| Shelves    | Accent |        |
|            | BX     | BX-280 |
| CM-S03     | 0      | 0      |
| CM-S04     | 0      | 0      |

811608

Coffee Table Edge



- Top with smoked Bronze Mirror
- Structure in BX or LM Finish

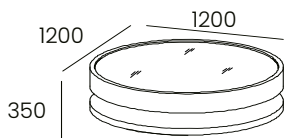
W:39 3/8" H:13 3/4" D:39 3/8"

|    |       |     |             |
|----|-------|-----|-------------|
| kg | m3    | vol | eco         |
| 74 | 0,896 | 1   | 01019080290 |

| INFO SHEET |   |
|------------|---|
| Case       |   |
| BX/LM      | 0 |

811606

Coffee Table Edge



- Top with smoked Bronze Mirror
- Structure in BX or LM Finish

W:48" H:13 3/4" D:48"

|    |       |     |             |
|----|-------|-----|-------------|
| kg | m3    | vol | eco         |
| 74 | 0,896 | 1   | 01019080290 |

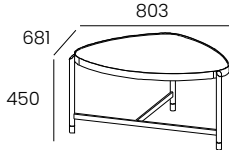
| INFO SHEET |   |
|------------|---|
| Case       |   |
| BX/LM      | 0 |

# NEWPORT/NEWTOWN

## Coffee Table

811603

Side Table x01 NEWPORT



- Top in BX, BX-280 or CM Finish
- Metal Frame in LF Finish
- Metal Foot always in LF and Brass Finish

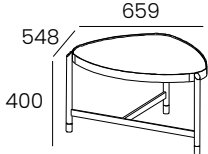
**W:31 5/8" H:17 3/4" D:26 7/8"**

BX 83      0.444      1      BX 01019010290  
 CM 86                     CM 01019080290

| INFO SHEET |      |
|------------|------|
| Top        | Foot |
|            | LF   |
| BX/BX-280  | 0    |
| CM-S01     | 0    |
| CM-S03     |      |
| CM-S04     | 0    |

811604

Side Table x02 NEWPORT



- Top in BX, BX-280 or CM Finish
- Metal Frame in LF Finish
- Metal Foot always in LF and Brass Finish

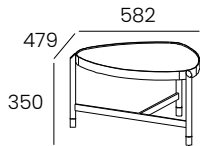
**W:26" H:15 3/4" D:21 5/8"**

BX 33      0.285      1      BX 01019010270  
 CM 37                     CM 01019080270

| INFO SHEET |      |
|------------|------|
| Top        | Foot |
|            | LF   |
| BX/BX-280  | 0    |
| CM-S01     | 0    |
| CM-S03     |      |
| CM-S04     | 0    |

811605

Side Table x03 NEWPORT



- Top in BX, BX-280 or CM Finish
- Metal Frame in LF Finish
- Metal Foot always in LF and Brass Finish

**W:23" H:13 3/4" D:18 7/8"**

BX 27      0.195      1      BX 01019010260  
 CM 28                     CM 01019080260

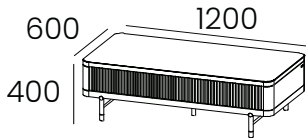
| INFO SHEET |      |
|------------|------|
| Top        | Foot |
|            | LF   |
| BX/BX-280  | 0    |
| CM-S01     | 0    |
| CM-S03     |      |
| CM-S04     | 0    |

# FIDJI • SANTANA • TAIGA

## Coffee Table

881601

Coffee Table x01 FIDJI



- 1 Drawer
- Table Top in BX, LM, CM-S01 or CM-S03.
- Foot in Metal always in LF and Brass Finish.

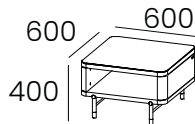
**W:47 1/4" H:15 3/4" D:23 5/8"**

| kg | m3    | vol | eco         |
|----|-------|-----|-------------|
| 53 | 0.288 | 2   | 01017010280 |

| INFO SHEET   |           |         |   |
|--------------|-----------|---------|---|
| Foot         | Structure | Slatted |   |
| LF           | BX/LM     | BX/LM   | 0 |
|              |           | BX-280  | 0 |
|              | BX-280    | LM      | 0 |
|              |           | BX-280  | 0 |
| Top - 881809 |           |         |   |
| CM - S01     |           |         | 0 |
| CM - S03     |           |         |   |

881602

Coffee Table x02 FIDJI



- 1 Niche
- Table Top in BX, LM, CM-S01 or CM-S03.
- Foot in Metal always in LF and Brass Finish.

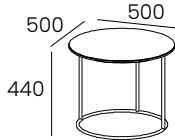
**W:23 5/8" H:15 3/4" D:23 5/8"**

|    |       |   |            |
|----|-------|---|------------|
| 24 | 0.203 | 2 | 1017010260 |
|----|-------|---|------------|

| INFO SHEET   |           |   |
|--------------|-----------|---|
| Foot         | Structure |   |
| LF           | BX/LM     | 0 |
|              | BX-280    | 0 |
| Top - 881810 |           |   |
| CM - S01     |           | 0 |
| CM - S03     |           |   |

841601

Coffee Table x01 SANTANA



- Wooden, Lacquered or Ceramic Top
- Metal Foot always in LF Finish

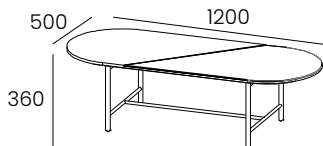
**W:19 5/8" H:17 3/8" D:19 5/8"**

|      |       |   |                |
|------|-------|---|----------------|
| BX 5 | 0.148 | 1 | BX 01019010230 |
| CM 6 |       |   | CM 01019080240 |

| INFO SHEET |           |        |        |
|------------|-----------|--------|--------|
| Foot       | Table Top |        |        |
|            | BX/LM     | CM-S01 | CM-S03 |
| LF         | 0         | 0      |        |

841602

Coffee Table x02 SANTANA



- Wooden, Lacquered or Ceramic Top
- Metal Foot always in LF Finish

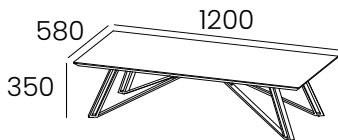
**W:47 1/4" H:14 1/4" D:19 5/8"**

| kg | m3    | vol | eco         |
|----|-------|-----|-------------|
| 14 | 0,282 | 1   | 01019080250 |

| INFO SHEET |           |        |
|------------|-----------|--------|
| Foot       | Table Top |        |
|            | CM-S01    | CM-S03 |
| LF         | 0         |        |

831601

Coffee Table TAIGA



- Wooden or Ceramic Top
- Metal Foot always in LF Finish

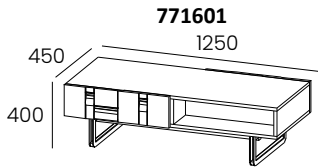
**W:47 1/4" H:13 3/4" D:22 7/8"**

|       |       |   |                |
|-------|-------|---|----------------|
| BX 24 | 0.315 | 1 | BX 01019010260 |
| CM 29 |       |   | CM 01019080260 |

| INFO SHEET |           |        |        |
|------------|-----------|--------|--------|
| Foot       | Table Top |        |        |
|            | BX        | CM-S01 | CM-S03 |
| LF         | 0         | 0      |        |

# CARAT•IRIS•BRISTOL•WEMBLEY

## Coffee Table



771601

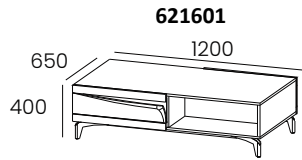
Coffee Table CARAT

- 2 Drawers and 2 Niches
- Drawer with smoves system and partial Extraction
- Handles always in LF Finish, except LF-018
- Foot always in LF Finish
- Front always in Lacquered Finish, LM or LB
- Choose between Foot P1 or P2

**W:49 1/4" H:15 3/4" D:17 3/4"**

|    |      |     |             |
|----|------|-----|-------------|
| kg | m3   | vol | eco         |
| 66 | 0,28 | 3   | 01017010290 |

| INFO SHEET   |   |
|--------------|---|
| Case + Front |   |
| BX + LM      | 0 |
| BX + LB      | 0 |
| LM + LM      | 0 |
| LM + LB      | 0 |



621601

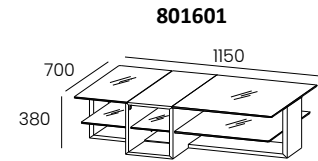
Coffee Table IRIS

- 2 Drawers and 2 Niches
- Metal Foot and Motif always in LF Finish

**W:47 1/4" H:15 3/4" D:25 5/8"**

|    |       |     |             |
|----|-------|-----|-------------|
| kg | m3    | vol | eco         |
| 46 | 0,398 | 3   | 01017010280 |

| INFO SHEET   |    |   |
|--------------|----|---|
| Case + Front |    |   |
| BX/LM        | LM | 0 |
|              | LB | 0 |



801601

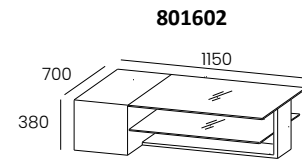
Coffee Table 01 BRISTOL

- 2 Glass Top
- 2 Niche

**W:45 1/4" H:15" D:27 1/2"**

|    |       |     |             |
|----|-------|-----|-------------|
| kg | m3    | vol | eco         |
| 50 | 0,497 | 1   | 01019120280 |

| INFO SHEET |                             |   |
|------------|-----------------------------|---|
| Case       | Shelves                     |   |
| BX/LM      | Transparent Glass           | 0 |
|            | Bronze or Glossy Gray Glass | 0 |



801602

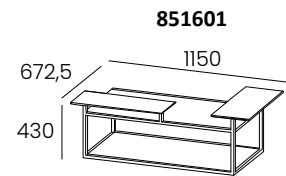
Coffee Table 02 BRISTOL

- 2 Glass Top
- 1 Fixed Wooden
- 2 Niche

**W:45 1/4" H:15" D:27 1/2"**

|    |       |     |             |
|----|-------|-----|-------------|
| kg | m3    | vol | eco         |
| 47 | 0,497 | 1   | 01019120280 |

| INFO SHEET |                             |   |
|------------|-----------------------------|---|
| Case       | Shelves                     |   |
| BX/LM      | Transparent Glass           | 0 |
|            | Bronze or Glossy Gray Glass | 0 |



851601

Coffee Table WEMBLEY

- Metal Foot
- 1 Top in BX
- 1 Ceramic Top
- 1 Small Top in BX
- 1 Small Ceramic Top

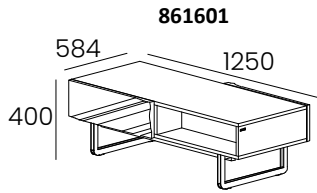
**W:45 1/4" H:17" D:26 1/2"**

|    |       |     |             |
|----|-------|-----|-------------|
| kg | m3    | vol | eco         |
| 22 | 0,272 | 2   | 01017010260 |

| INFO SHEET |           |        |
|------------|-----------|--------|
| Foot       | Table Top |        |
|            | CM-S01    | CM-S03 |
| LF         | 0         |        |

# MIRAGE•LEVEL•CAGE•SLIM

## Coffee Table



861601

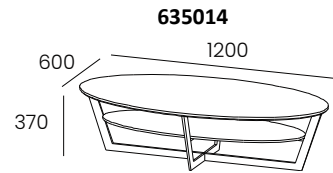
Coffee Table MIRAGE

- 2 Drawers and 2 Niches
- Drawers with smoves system and partial Extraction
- legs still in LF Finish
- Fronts always in Lacquer Finish, LM or LB

**W:49 1/4" H:15 3/4" D:23"**

|    |       |     |             |
|----|-------|-----|-------------|
| kg | m3    | vol | eco         |
| 66 | 0,346 | 2   | 01017010290 |

| INFO SHEET    |   |
|---------------|---|
| Case + Fronts |   |
| BX + LM       | 0 |
| BX + LB       | 0 |
| LM + LM       | 0 |
| LM + LB       | 0 |



635014

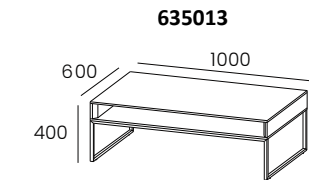
Coffee Table LEVEL

- Wooden, Lacquered or Ceramic Top
- Shelf in BX or LM Finish
- Metal Foot always in LF Finish

**W:47 1/4" H:14 1/2" D:23 5/8"**

|    |       |     |             |
|----|-------|-----|-------------|
| kg | m3    | vol | eco         |
| 66 | 0,341 | 1   | 01017010260 |

| INFO SHEET |           |    |        |        |        |
|------------|-----------|----|--------|--------|--------|
| Shelf      | Table Top |    |        |        |        |
|            | BX        | LM | CM-S01 | CM-S02 | CM-S03 |
| BX         | 0         | -  | 0      |        |        |
| LM         | -         | 0  | 0      |        |        |



635013

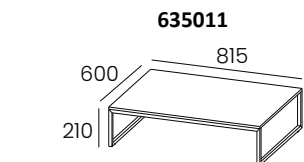
Coffee Table CAGE

- Wooden, Lacquered or Ceramic Top
- Shelf in BX or LM Finish
- Metal Foot always in LF Finish

**W:39 3/8" H:15 3/4" D:23 5/8"**

|    |       |     |             |
|----|-------|-----|-------------|
| kg | m3    | vol | eco         |
| 14 | 0,307 | 1   | 01017010250 |

| INFO SHEET |           |    |        |        |        |
|------------|-----------|----|--------|--------|--------|
| Shelf      | Table Top |    |        |        |        |
|            | BX        | LM | CM-S01 | CM-S02 | CM-S03 |
| BX         | 0         | -  | 0      |        |        |
| LM         | -         | 0  | 0      |        |        |



635011

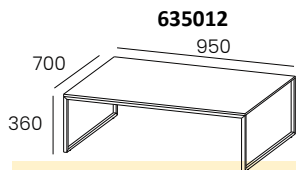
Coffee Table SLIM x01

- Wooden, Lacquered or Ceramic Top
- Metal Foot always in LF Finish

**W:32" H:8 1/4" D:23 5/8"**

|    |       |     |             |
|----|-------|-----|-------------|
| kg | m3    | vol | eco         |
| 11 | 0,146 | 1   | 01017010250 |

| INFO SHEET |    |        |        |        |  |
|------------|----|--------|--------|--------|--|
| Table Top  |    |        |        |        |  |
| BX         | LM | CM-S01 | CM-S02 | CM-S03 |  |
| 0          | 0  | 0      |        |        |  |



635012

Coffee Table SLIM x02

- Wooden, Lacquered or Ceramic Top
- Metal Foot always in LF Finish

**W:37 1/2" H:14 1/4" D:27 1/2"**

|    |       |     |             |
|----|-------|-----|-------------|
| kg | m3    | vol | eco         |
| 14 | 0,307 | 1   | 01017010250 |

| INFO SHEET |    |        |        |        |  |
|------------|----|--------|--------|--------|--|
| Table Top  |    |        |        |        |  |
| BX         | LM | CM-S01 | CM-S02 | CM-S03 |  |
| 0          | 0  | 0      |        |        |  |

# HALL CABINET

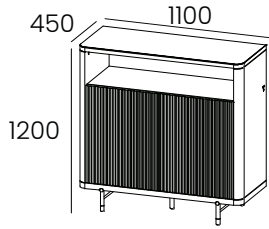


# FIDJI • TAIGA

## Hall Cabinet

881432


Hall Cabinet FIDJI



- 2 Doors and 1 Niche
- 2 Removable Glass Shelves
- Foot in Metal always in LF and Brass Finish
- Top in Ceramic (optional)
- LEDs in Niche (optional).

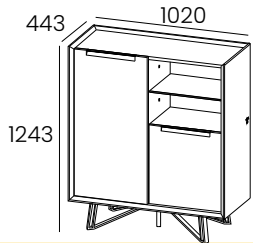
**W:43 3/8" H:47 1/4" D:17 3/4"**

| kg  | m3    | vol | eco         |
|-----|-------|-----|-------------|
| 103 | 0,667 | 2   | 01017010310 |

| INFO SHEET   |          |   |  |   |
|--------------|----------|---|--|---|
| Case         | Fronts   |   | <br>Niche<br>881911 |   |
| BX/LM        | BX/LM    | 0 |  | 0 |
|              | BX-280   | 0 |  |   |
| BX-280       | LM       | 0 |  |   |
|              | BX-280   | 0 |  |   |
| Top - 881806 |          |   |  |   |
|              | CM - S01 | 0 | 0  |   |
|              | CM - S03 |   |  |   |

831432


Hall Cabinet TAIGA



- 2 Doors
- 4 Removable Glass Shelves
- 2 Fixed Wooden Shelves
- Metal Foot and Handle always in LF Finish
- Niche LEDs (optional)

**W:40 1/8" H:49" D:17 1/2"**

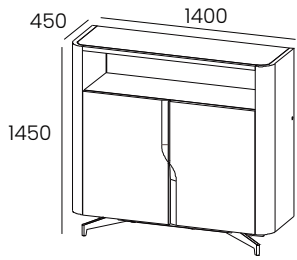
| kg  | m3    | vol | eco         |
|-----|-------|-----|-------------|
| 110 | 0,697 | 2   | 01017010300 |

| INFO SHEET |        |   |  |   |
|------------|--------|---|--|---|
| Case       | Fronts |   | <br>Niche<br>831910 |   |
| LM         | BX/LM  | 0 |  | 0 |
|            | LB     | 0 |  |   |

## Hall Cabinet

711501

Hall Cabinet WIND




**W:55 1/8" H:57" D:17 3/4"**

- 2 Doors and 1 Niche
- 4 Removable Glass Shelves
- 1 Fixed Wooden Shelf
- Foot and Handles always in LF Finish, except LF-018
- you must Choose the Finish of the Cabinet Top, BX, LM, LF or CM
- Niche LEDs (optional)

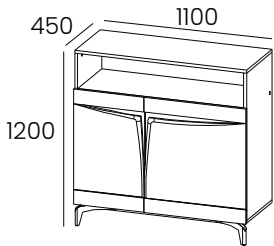
|     |       |     |             |
|-----|-------|-----|-------------|
| kg  | m3    | vol | eco         |
| 131 | 1,037 | 3   | 01017010300 |

| INFO SHEET           |        |  |
|----------------------|--------|--|
| Case                 | Fronts |  |
| BX + BX              | 0      |  |
| LM + LM              | 0      |  |
| LB + LB              | 0      |  |
| LBM + LBM            | 0      |  |
| Cabinet Top - 711210 |        |  |
| BX                   | 0      |  |
| LM                   | 0      |  |
| LF                   | 0      |  |
| CM - S01             | 0      |  |
| CM - S03             | 0      |  |

  
 Niche  
 711910  
  
 0

621432

Hall Cabinet IRIS




**W:43 3/8" H:47 1/4" D:17 3/4"**

- 2 Doors and 1 Niche
- 1 Removable Glass Shelf
- Metal Foot and Motif always in LF Finish
- Niche and Back LEDs (optional)

|    |       |     |             |
|----|-------|-----|-------------|
| kg | m3    | vol | eco         |
| 53 | 0,725 | 3   | 01017010280 |

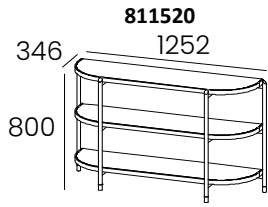
| INFO SHEET |        |   |
|------------|--------|---|
| Case       | Fronts |   |
| BX/LM      | LM     | 0 |
|            | LB     | 0 |

  
 Niche  
 621909  
 0  
 Back  
 621910  
 0

# CONSOLES

# NEWPORT/NEWTOWN•FIDJI•SANTANA

## Console



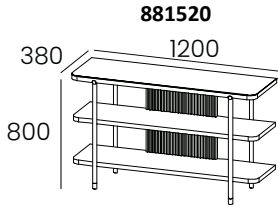
Console NEWPORT

- 3 Shelves in BX, BX-280 or CM
- Foot in Metal always in LF and Brass Finish

**W:49 1/4" H:31 1/2" D:13 5/8"**

|       |       |   |                |
|-------|-------|---|----------------|
| BX 77 | 0.724 | 1 | BX 01017010290 |
| CM 84 |       |   | CM 01017010290 |

| INFO SHEET |      |
|------------|------|
| Shelves    | Foot |
|            | LF   |
| BX/BX-280  | 0    |
| CM-S01     | 0    |
| CM-S03     |      |
| CM-S04     | 0    |



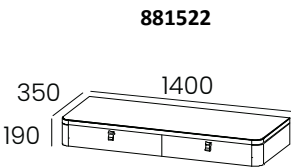
Console x01

- 2 Fixed Shelves in BX or LM Finish
- Slatted in BX or LM Finish
- Top in Ceramic (optional)
- Foot in Metal always in LF and Brass Finish.

**W:47 1/4" H:31 1/2" D:15"**

|    |       |     |             |
|----|-------|-----|-------------|
| kg | m3    | vol | eco         |
| 51 | 0,457 | 1   | 01017010280 |

| INFO SHEET   |         |         |   |
|--------------|---------|---------|---|
| Foot         | Shelves | Slatted |   |
| LF           | BX/LM   | BX/LM   | 0 |
|              |         | BX-280  | 0 |
|              | BX-280  | LM      | 0 |
|              |         | BX-280  | 0 |
| Top - 881807 |         |         |   |
| CM - S01     |         |         | 0 |
| CM - S03     |         |         |   |



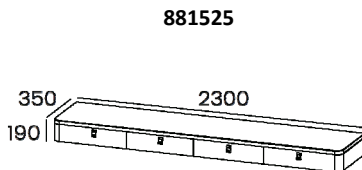
Console x02

- 2 Drawers
- Wall Mounted Cabinet
- Handle Noir PX-001 or Brown PX-002.
- Top in Ceramic Finish (optional).

**W:55 1/8" H:7 1/2" D:13 3/4"**

|    |       |     |             |
|----|-------|-----|-------------|
| kg | m3    | vol | eco         |
| 51 | 0,457 | 1   | 01017010280 |

| INFO SHEET   |        |   |
|--------------|--------|---|
| Case         | Front  |   |
| BX/LM        | BX/LM  | 0 |
|              | BX-280 | 0 |
| BX-280       | LM     | 0 |
|              | BX-280 | 0 |
| Top - 881815 |        |   |
| CM - S01     |        | 0 |
| CM - S03     |        |   |



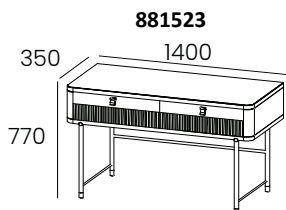
Console x02.1

- 2 Drawers
- Wall Mounted Cabinet
- Handle Noir PX-001 or Brown PX-002.
- Top in Ceramic Finish (optional).

**W:90 1/2" H:7 1/2" D:13 3/4"**

|    |       |     |             |
|----|-------|-----|-------------|
| kg | m3    | vol | eco         |
| 51 | 0,457 | 1   | 01017010280 |

| INFO SHEET   |        |   |
|--------------|--------|---|
| Case         | Front  |   |
| BX/LM        | BX/LM  | 0 |
|              | BX-280 | 0 |
| BX-280       | LM     | 0 |
|              | BX-280 | 0 |
| Top - 881815 |        |   |
| CM - S01     |        | 0 |
| CM - S03     |        |   |
| CM - S05     |        | 0 |



Console x03

- 2 Drawers
- Handle Noir PX-001 or Brown PX-002.
- Metal Foot always in LF and Brass Finish
- Top in Ceramic Finish (optional).

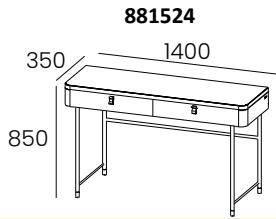
**W:55 1/8" H:30 3/8" D:13 3/4"**

|    |       |     |             |
|----|-------|-----|-------------|
| kg | m3    | vol | eco         |
| 34 | 0,551 | 1   | 01017010270 |

| INFO SHEET   |         |   |
|--------------|---------|---|
| Case         | Slatted |   |
| BX/LM        | BX/LM   | 0 |
|              | BX-280  | 0 |
| BX-280       | LM      | 0 |
|              | BX-280  | 0 |
| Top - 881815 |         |   |
| CM - S01     |         | 0 |
| CM - S03     |         |   |

# NEWPORT/NEWTOWN•FIDJI•SANTANA

## Console



881524

Console x04

- 2 Drawers
- Noir PX-001 or Brown PX-002 Handle
- Metal Foot always in LF and Brass Finish

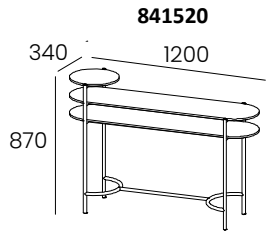
**W:55 1/8" H:30 3/8" D:13 3/4"**

| kg | m3    | vol | eco         |
|----|-------|-----|-------------|
| 31 | 0,522 | 1   | 01017010270 |

| INFO SHEET   |          |   |
|--------------|----------|---|
| Case         | Slatted  |   |
| BX/LM        | BX/LM    | 0 |
|              | BX-280   | 0 |
| BX-280       | LM       | 0 |
|              | BX - 280 | 0 |
| Top - 881815 |          |   |
| CM - S01     |          | 0 |
| CM - S03     |          |   |

# SANTANA•TAIGA•WEMBLEY

## Console



841520

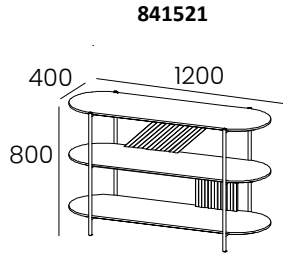
Console x01 SANTANA

- 3 Fixed Shelves in BX or LM Finish
- Metal Foot always in LF Finish

**W:47 1/4" H:34 1/4" D:13 3/8"**

|    |       |     |             |
|----|-------|-----|-------------|
| kg | m3    | vol | eco         |
| 16 | 0,449 | 1   | 01017010250 |

| INFO SHEET |         |   |
|------------|---------|---|
| Foot       | Shelves |   |
| LF         | BX/LM   | 0 |



841521

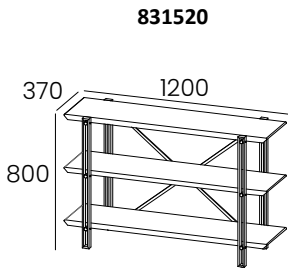
Console x02 SANTANA

- 3 Fixed Shelves in BX or LM Finish
- Metal Foot always in LF Finish

**W:47 1/4" H:31 1/2" D:15 3/4"**

|    |       |     |             |
|----|-------|-----|-------------|
| kg | m3    | vol | eco         |
| 32 | 0,478 | 1   | 01017010270 |

| INFO SHEET |         |   |
|------------|---------|---|
| Foot       | Shelves |   |
| LF         | BX/LM   | 0 |



831520

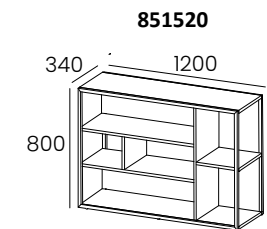
Console TAIGA

- 3 Fixed Shelves in BX or LM Finish
- Metal Foot always in LF Finish

**W:47 1/4" H:14 1/2" D:15 3/4"**

|    |       |     |             |
|----|-------|-----|-------------|
| kg | m3    | vol | eco         |
| 26 | 0,446 | 1   | 01017010260 |

| INFO SHEET |         |   |
|------------|---------|---|
| Foot       | Shelves |   |
| LF         | BX/LM   | 0 |



851520

Console x01 WEMBLEY

- 4 Fixed Lacquered Shelves
- rear in BX or LM Finish
- LF Finish Metal Structure

**W:47 1/4" H:13 3/8" D:15 3/4"**

|    |       |     |             |
|----|-------|-----|-------------|
| kg | m3    | vol | eco         |
| 22 | 0,414 | 1   | 01017010260 |

| INFO SHEET  |                      |   |
|-------------|----------------------|---|
| Top         | Back Panel + Shelves |   |
| BX/LM or LF | BX/LM                | 0 |
|             | LM/LM                | 0 |

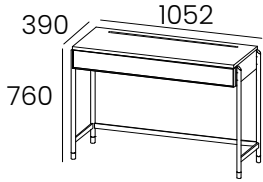
# DESKS

# NEWPORT•FIDJI•SANTANA•TAIGA

## Desk

811525

Desk NEWPORT



- 1 Drawer
- with 1 USB connection, the possibility of charging a lapTop and a Tablor
- Front in CM Finish
- Case in BX, BX-280 or LM
- Frame Metal in LF Finish
- Foot in Metal always in LF and Brass Finish

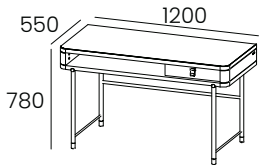
**W:41 1/2" H:30" D:15 3/8"**

|    |       |     |             |
|----|-------|-----|-------------|
| kg | m3    | vol | eco         |
| 60 | 0,608 | 1   | 01017010290 |

| INFO SHEET |        |   |               |
|------------|--------|---|---------------|
| Case       | Front  |   |               |
| BX/LM      | CM-S01 | 0 | USB<br>811906 |
|            | CM-S03 |   |               |
|            | CM-S04 | 0 | 0             |

881521

Desk FIDJI



- 1 Drawer and 1 Niche
- Handles Noir PX-001 or Brown PX-002
- Foot in Metal always in LF and Brass Finish
- Top in Ceramic (optional).

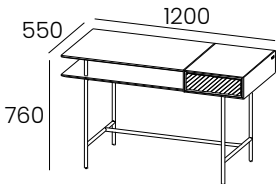
**W:47 1/4" H:30 3/4" D:21 5/8"**

|    |       |     |             |
|----|-------|-----|-------------|
| kg | m3    | vol | eco         |
| 41 | 0,623 | 1   | 01017010280 |

| INFO SHEET   |          |   |
|--------------|----------|---|
| Case         | Front    |   |
| BX/LM        | BX/LM    | 0 |
|              | BX-280   | 0 |
| BX-280       | LM       | 0 |
|              | BX - 280 | 0 |
| Top - 881808 |          |   |
|              | CM - S01 | 0 |
|              | CM - S03 |   |

841525

Desk SANTANA



- 1 Niche and 1 Drawer
- Metal Foot always in LF Finish

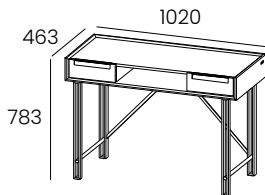
**W:47 1/4" H:30" D:21 5/8"**

|    |       |     |             |
|----|-------|-----|-------------|
| kg | m3    | vol | eco         |
| 31 | 0,608 | 1   | 01017010270 |

| INFO SHEET    |   |
|---------------|---|
| Case + Front  |   |
| BX/LM + BX/LM | 0 |

831521

Desk TAIGA



- 2 Drawers
- Top in BX or LM Finish
- Metal Foot and Handle always in LF Finish

**W:40 1/8" H:30 7/8" D:18 1/4"**

|    |       |     |             |
|----|-------|-----|-------------|
| kg | m3    | vol | eco         |
| 34 | 0,459 | 1   | 01017010270 |

| INFO SHEET |       |   |
|------------|-------|---|
| Case       | Front |   |
| LM         | BX/LM | 0 |



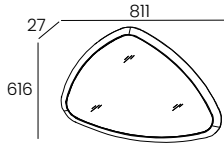
# MIRRORS

# NEWPORT

## Frame & Mirror

811541

Mirror x01 NEWPORT



- Mirror to be Fixed to the wall
- Frame in BX or BX-280 Finish

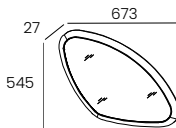
**W:32" H:24 1/4" D:1"**

| kg | m3    | vol | eco         |
|----|-------|-----|-------------|
| 26 | 0,159 | 1   | 01019010260 |

| INFO SHEET |   |
|------------|---|
| Frame      |   |
| BX/BX-280  | 0 |

811542

Mirror x02 NEWPORT



- Mirror to be Fixed to the wall
- Frame in BX or BX-280 Finish

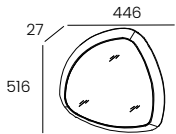
**W:26 1/2" H:21 1/2" D:1"**

| kg | m3    | vol | eco         |
|----|-------|-----|-------------|
| 20 | 0,121 | 1   | 01019010250 |

| INFO SHEET |   |
|------------|---|
| Frame      |   |
| BX/BX-280  | 0 |

811543

Mirror x03 NEWPORT



- Mirror to be Fixed to the wall
- Frame in BX or BX-280 Finish

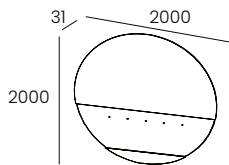
**W:17 1/2" H:20 3/8" D:1"**

| kg | m3    | vol | eco         |
|----|-------|-----|-------------|
| 14 | 0,081 | 1   | 01019010250 |

| INFO SHEET |   |
|------------|---|
| Frame      |   |
| BX/BX-280  | 0 |

811544

Mirror x04 NEWPORT

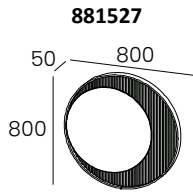


- Mirror to be Fixed to the wall
- Mirror in BX, BX-280 or LM Finish

**W:78 3/4" H:78 3/4" D:1 1/4"**

| INFO SHEET   |   |
|--------------|---|
| Frame        |   |
| BX/BX-280/LM | 0 |


Frame & Mirror

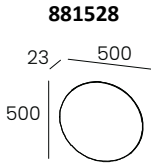


**W:31 1/2" H:31 1/2" D:2"**

**Mirror x01**

- Mirror to be Fixed to the wall
- Slatted in Finish BX, LM or BX-280
- Back led Mirror


| INFO SHEET     |   |   |
|----------------|---|---|
| <b>Slatted</b> |   | <br>881915<br>Back |
| BX/LM          | 0 |   |
| BX-280         | 0 | 0   |

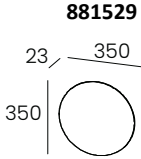


**W:19 5/8" H:19 5/8" D:2"**

**Mirror x02**

- Mirror to be Fixed to the wall
- Back led Mirror


| INFO SHEET |  |  |
|------------|--|--|
| 0          |  | <br>881916<br>Back<br><br>0 |

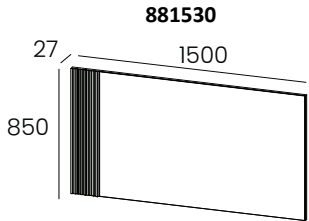


**W:13 3/4" H:13 3/4" D:2"**

**Mirror x03**

- Mirror to be Fixed to the wall
- Back led Mirror


| INFO SHEET |  |  |
|------------|--|--|
| 0          |  | <br>881917<br>Back<br><br>0 |



**W:59" H:33 1/2" D:1"**

**Mirror x04**

- Mirror to be Fixed to the wall
- Slatted in Finish BX, LM or BX-280
- Back led Mirror (optional)

| INFO SHEET     |   |   |
|----------------|---|---|
| <b>Slatted</b> |   | <br>881918<br>Back |
| BX/LM          | 0 |   |
| BX-280         | 0 | 0   |

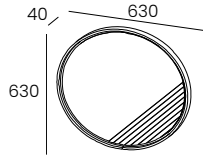
| kg | m3    | vol | eco         |
|----|-------|-----|-------------|
| 23 | 0,069 | 1   | 01017010260 |

# SANTANA•WEMBLEY

## Frame & Mirror

841522

Mirror x01 SANTANA



- Mirror
- Application in BX or LM Finish
- Mirror Frame in LF Finish

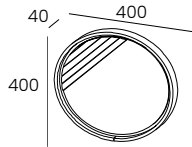
**W:24 7/8" H:24 7/8" D:1 5/8"**

| kg | m3    | vol | eco         |
|----|-------|-----|-------------|
| 8  | 0,039 | 1   | 01017010240 |

| INFO SHEET |   |
|------------|---|
| Accent     |   |
| BX/LM      | 0 |

841523

15 3/4" Mirror x02 SANTANA



- Mirror
- Application in BX or LM Finish
- Mirror Frame in LF Finish

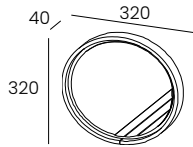
**W:15 3/4" H:15 3/4" D:1 5/8"**

| kg | m3    | vol | eco         |
|----|-------|-----|-------------|
| 3  | 0,017 | 1   | 01017010230 |

| INFO SHEET |   |
|------------|---|
| Accent     |   |
| BX/LM      | 0 |

841524

12 5/8" Mirror x03 SANTANA



- Mirror
- Accent in BX or LM Finish
- Mirror Frame in LF Finish

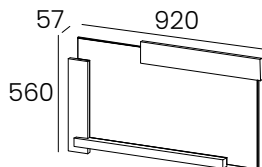
**W:12 5/8" H:12 5/8" D:1 5/8"**

| kg | m3    | vol | eco         |
|----|-------|-----|-------------|
| 2  | 0,011 | 1   | 01017010230 |

| INFO SHEET |   |
|------------|---|
| Accent     |   |
| BX/LM      | 0 |

851521

36 1/4" Mirror x01 WEMBLEY



- 1 Mirror
- Frame in BX and LM or LM Finish

**W:36 1/4" H:22" D:2 1/4"**

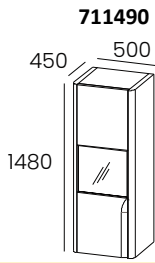
| kg | m3    | vol | eco         |
|----|-------|-----|-------------|
| 14 | 0,075 | 2   | 01017010250 |

| INFO SHEET |   |
|------------|---|
| Frame      |   |
| BX/LM      | 0 |
| LM         | 0 |

# HIGH MODULES

# WIND•CARAT

## Wall MODULES




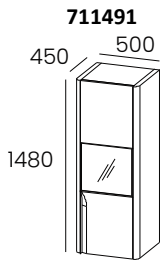
**Left Module xF02 WIND**

- 1 Glass and solid Door
- 1 Fixed Glass Shelf
- Left opening
- Handle always in LF Finish, except LF-018
- Furniture to be Fixed to the wall
- Interior LEDs (optional)

**W:19 5/8" H:58 1/4" D:17 3/4"**

| kg | m3    | vol | eco         |
|----|-------|-----|-------------|
| 60 | 0,350 | 1   | 01017010290 |

| INFO SHEET    |   |  |
|---------------|---|--|
| Case + Fronts |   | <br>Interior<br>711904<br><br>0 |
| BX + BX       | 0 |  |
| LM + LM       | 0 |  |
| LB + LB       | 0 |  |
| LBM + LBM     | 0 |  |




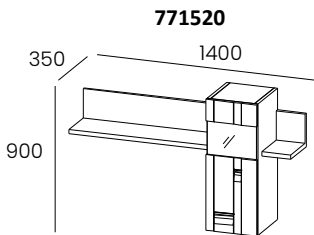
**Right Module xF02 WIND**

- 1 Glass and solid Door
- 1 Fixed Glass Shelf
- Right opening
- Handle always in LF Finish, except LF-018
- Furniture to be Fixed to the wall
- Interior LEDs (optional)

**W:19 5/8" H:58 1/4" D:17 3/4"**

| kg | m3    | vol | eco         |
|----|-------|-----|-------------|
| 60 | 0,350 | 1   | 01017010290 |

| INFO SHEET    |   |  |
|---------------|---|--|
| Case + Fronts |   | <br>Interior<br>711904<br><br>0 |
| BX + BX       | 0 |  |
| LM + LM       | 0 |  |
| LB + LB       | 0 |  |
| LBM + LBM     | 0 |  |




**Wall Mounted Cabinet xF04 CARAT**

- 1 Door with Glass
- Shelf in BX or LM Finish
- Handles always in LF Finish, except LF-018
- Front always in Lacquered Finish, LM or LB
- wall mounted Cabinet
- LEDs in the Front and Shelf (optional)

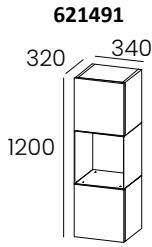
**W:55 1/8" H:35 1/2" D:13 3/4"**

| kg | m3   | vol | eco         |
|----|------|-----|-------------|
| 52 | 0,23 | 3   | 01017010280 |

| INFO SHEET    |   |  |
|---------------|---|--|
| Case + Fronts |   | <br>Interior<br>771935<br><br>0 |
| BX + LM       | 0 |  |
| BX + LB       | 0 |  |
| LM + LM       | 0 |  |
| LM + LB       | 0 | Shelf<br>771936<br><br>0   |

# IRIS

## Wall MODULES




**621491**

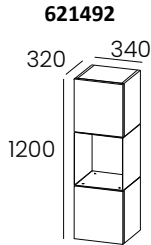
**Left Module xF02 IRIS**

- 2 Doors and 1 Metal Niche
- Furniture to be Fixed to the wall
- Left opening
- Niche LEDs (optional)

**W:13 3/8" H:47 1/4" D:12 5/8"**

| kg | m3    | vol | eco         |
|----|-------|-----|-------------|
| 35 | 0,200 | 2   | 01017010270 |

| INFO SHEET |        |   |  |
|------------|--------|---|--|
| Case       | Fronts |   | <br>Niche<br>621931 |
| BX/LM      | LM     | 0 |  |
|            | LB     | 0 |  |




**621492**

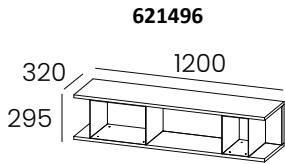
**Right Module xF02 IRIS**

- 2 Doors and 1 Metal Niche
- Furniture to be Fixed to the wall
- Right opening
- Niche LEDs (optional)

**W:13 3/8" H:47 1/4" D:12 5/8"**

| kg | m3    | vol | eco         |
|----|-------|-----|-------------|
| 35 | 0,200 | 2   | 01017010270 |

| INFO SHEET |        |   |  |
|------------|--------|---|--|
| Case       | Fronts |   | <br>Niche<br>621931 |
| BX/LM      | LM     | 0 |  |
|            | LB     | 0 |  |




**621496**

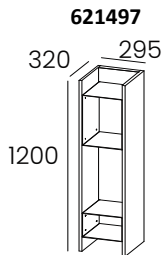
**Horizontal Module xF12 IRIS**

- 2 Metal Niches
- Furniture to be Fixed to the wall
- Niche LEDs (optional)

**W:47 1/4" H:11 5/8" D:12 5/8"**

| kg | m3    | vol | eco         |
|----|-------|-----|-------------|
| 34 | 0,178 | 2   | 01017010270 |

| INFO SHEET |        |   |   |
|------------|--------|---|---|
| Case       | Fronts |   | <br>Back<br>621935 |
| BX/LM      | LM     | 0 |   |
|            | LB     | 0 |   |




**621497**

**Vertical Module xF12 IRIS**

- 2 Metal Niches
- Furniture to be Fixed to the wall
- Niche LEDs (optional)

**W:11 5/8" H:47 1/4" D:12 5/8"**

| kg | m3    | vol | eco         |
|----|-------|-----|-------------|
| 34 | 0,178 | 2   | 01017010270 |

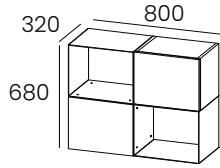
| INFO SHEET |        |   |   |
|------------|--------|---|---|
| Case       | Fronts |   | <br>Back<br>621935 |
| BX/LM      | LM     | 0 |   |
|            | LB     | 0 |   |

# IRIS

## Wall MODULES

621495


Module xF31



- 2 Doors and 2 Metal Niches
- Furniture to be Fixed to the wall
- Niche LEDs (optional)

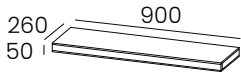
**W:31 1/2" H:26 3/4" D:12 5/8"**

| kg | m3    | vol | eco         |
|----|-------|-----|-------------|
| 49 | 0,250 | 2   | 01017010280 |

| INFO SHEET |        |   |  |
|------------|--------|---|--|
| Case       | Fronts |   | <br>Niche<br>621932 |
| BX/LM      | LM     | 0 |  |
|            | LB     | 0 |  |

621514

Shelf



- 1 Shelf of 35 1/2"
- Shelf to be Fixed to the wall

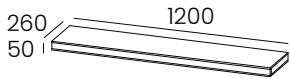
**W:35 1/2" H:2" D:10 1/4"**

| kg | m3    | vol | eco         |
|----|-------|-----|-------------|
| 5  | 0,042 | 2   | 01017010240 |

| INFO SHEET |   |
|------------|---|
| Shelf      |   |
| BX/LM      | 0 |

621515

Shelf



- 1 Shelf of 47 1/4"
- Shelf to be Fixed to the wall

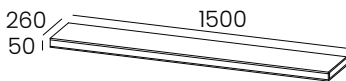
**W:47 1/4" H:2" D:10 1/4"**

| kg | m3    | vol | eco         |
|----|-------|-----|-------------|
| 7  | 0,053 | 2   | 01017010240 |

| INFO SHEET |   |
|------------|---|
| Shelf      |   |
| BX/LM      | 0 |

621516

Shelf



- 1 Shelf of 59"
- Shelf to be Fixed to the wall

**W:59" H:2" D:10 1/4"**

| kg | m3    | vol | eco         |
|----|-------|-----|-------------|
| 9  | 0,063 | 2   | 01017010240 |

| INFO SHEET |   |
|------------|---|
| Shelf      |   |
| BX/LM      | 0 |

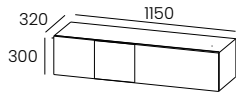


# BRISTOL

## Wall MODULES

801490

Module xF14



- 1 lifting Door
- Furniture to be Fixed to the wall
- TA Finish only on the Door vertical
- lighting Interior (optional)

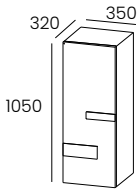
**W:45 1/4" H:11 7/8" D:12 5/8"**

|    |       |     |             |
|----|-------|-----|-------------|
| kg | m3    | vol | eco         |
| 19 | 0,174 | 2   | 01017010250 |

| INFO SHEET |        |   |                    |
|------------|--------|---|--------------------|
| Case       | Fronts |   | Interior<br>801920 |
| BX/LM      | BX/LM  | 0 |                    |
|            | LB     | 0 |                    |

801491

Left Module xF04



- 1 Door
- 2 Removable Glass Shelves
- Furniture to be Fixed to the wall
- Door opening on the Left
- lighting Interior (optional)

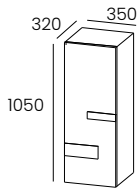
**W:13 3/4" H:41 3/8" D:12 5/8"**

|    |       |     |             |
|----|-------|-----|-------------|
| kg | m3    | vol | eco         |
| 18 | 0,181 | 2   | 01017010250 |

| INFO SHEET |        |                          |   |                    |
|------------|--------|--------------------------|---|--------------------|
| Case       | Fronts | Front Horizontal Accents |   | Interior<br>801921 |
| BX/LM      | BX/LM  | BX/LM                    | 0 |                    |
|            |        | LB                       | 0 |                    |
|            | LB     | BX/LM                    | 0 |                    |
|            |        | LB                       | 0 |                    |

801492

Right Module xF04



- 1 Door
- 2 Removable Glass Shelves
- Furniture to be Fixed to the wall
- Door opening on the Right
- lighting Interior (optional)

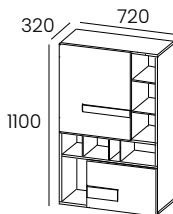
**W:13 3/4" H:41 3/8" D:12 5/8"**

|    |       |     |             |
|----|-------|-----|-------------|
| kg | m3    | vol | eco         |
| 18 | 0,181 | 2   | 01017010250 |

| INFO SHEET |        |                          |   |                    |
|------------|--------|--------------------------|---|--------------------|
| Case       | Fronts | Front Horizontal Accents |   | Interior<br>801921 |
| BX/LM      | BX/LM  | BX/LM                    | 0 |                    |
|            |        | LB                       | 0 |                    |
|            | LB     | BX/LM                    | 0 |                    |
|            |        | LB                       | 0 |                    |

801493

Module xF30



- 1 Door, 1 Drop Down Door or 8 Niches
- 3 Removable Glass Shelves
- Furniture to be Fixed to the wall
- lighting Interior and Niche (optional)

**W:28 3/8" H:43 3/8" D:12 5/8"**

|    |       |     |             |
|----|-------|-----|-------------|
| kg | m3    | vol | eco         |
| 42 | 0,352 | 2   | 01017010280 |

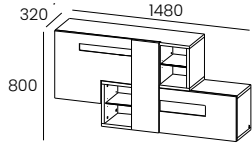
| INFO SHEET |        |                          |   |                    |
|------------|--------|--------------------------|---|--------------------|
| Case       | Fronts | Front Horizontal Accents |   | Interior<br>801922 |
| BX/LM      | BX/LM  | BX/LM                    | 0 |                    |
|            |        | LB                       | 0 |                    |
|            | LB     | BX/LM                    | 0 | Niche<br>801923    |
|            |        | LB                       | 0 |                    |

# BRISTOL

## Wall MODULES

801494

Module xF31



- 2 Doors, 1 Drop Down Door and 4 Niches
- 5 Removable Glass Shelves
- Furniture to be Fixed to the wall
- TA Finish only available on the Door vertical
- Plinth in LF Finish
- lighting Interior and Niche (optional)

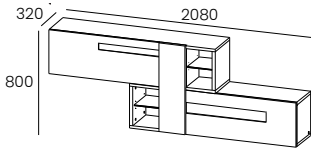
**W:58 1/4" H:31 1/2" D:12 5/8"**

| kg | m3    | vol | eco         |
|----|-------|-----|-------------|
| 71 | 0,512 | 2   | 01017010290 |

| INFO SHEET |        |                          |   |                    |
|------------|--------|--------------------------|---|--------------------|
| Case       | Fronts | Front Horizontal Accents |   | Interior<br>801924 |
| BX/LM      | BX/LM  | BX/LM                    | 0 |                    |
|            |        | LB                       | 0 |                    |
| LB         | LB     | BX/LM                    | 0 | Niche<br>801925    |
|            |        | LB                       | 0 | 0                  |

801495

Module xF32



- 1 lifting Door, 1 Door, 1 Drop Down Door and 4 Niches
- 4 Removable Glass Shelves
- Furniture to be Fixed to the wall
- TA Finish only available on the Door vertical
- Plinth in LF Finish
- lighting Interior and Niche (optional)

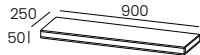
**W:81 7/8" H:31 1/2" D:12 5/8"**

| kg | m3    | vol | eco         |
|----|-------|-----|-------------|
| 71 | 0,708 | 2   | 01017010290 |

| INFO SHEET |        |                          |   |                    |
|------------|--------|--------------------------|---|--------------------|
| Case       | Fronts | Front Horizontal Accents |   | Interior<br>801926 |
| BX/LM      | BX/LM  | BX/LM                    | 0 |                    |
|            |        | LB                       | 0 |                    |
| LB         | LB     | BX/LM                    | 0 | Niche<br>801927    |
|            |        | LB                       | 0 | 0                  |

801514

Shelf



- 1 Shelf of 35 1/2"
- Shelf to be Fixed to the wall

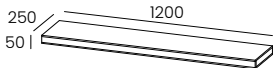
**W:35 1/2" H:2" D:9 7/8"**

| kg | m3    | vol | eco         |
|----|-------|-----|-------------|
| 9  | 0,042 | 2   | 01017010240 |

| INFO SHEET |   |
|------------|---|
| Shelf      |   |
| BX/LM      | 0 |

801515

Shelf



- 1 Shelf of 47 1/4"
- Shelf to be Fixed to the wall

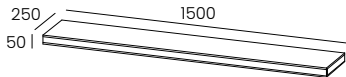
**W:47 1/4" H:2" D:9 7/8"**

| kg | m3    | vol | eco         |
|----|-------|-----|-------------|
| 11 | 0,053 | 2   | 01017010240 |

| INFO SHEET |   |
|------------|---|
| Shelf      |   |
| BX/LM      | 0 |

801516

Shelf



- 1 Shelf of 59"
- Shelf to be Fixed to the wall

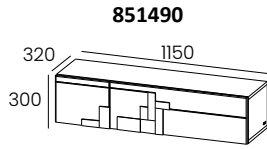
**W:59" H:2" D:9 7/8"**

| kg | m3    | vol | eco         |
|----|-------|-----|-------------|
| 19 | 0,063 | 2   | 01017010240 |

| INFO SHEET |   |
|------------|---|
| Shelf      |   |
| BX/LM      | 0 |

# WEMBLEY

## Wall MODULES




**851490**

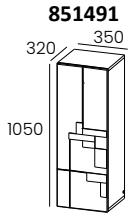
**Module xF14**

- 1 lift Door
- Furniture to be Fixed to the wall
- Applications always in BX or TA-278 Finish
- In Door LEDs (optional)

**W:45 1/4" H:11 7/8" D:12 5/8"**

|    |       |     |             |
|----|-------|-----|-------------|
| kg | m3    | vol | eco         |
| 22 | 0,160 | 2   | 01017010260 |

| INFO SHEET    |   |   |
|---------------|---|---|
| Case + Fronts |   | <br>Interior<br>851920 |
| BX/LM + LM    | 0 |   |
| BX/LM + LB    | 0 |   |




**851491**

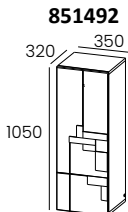
**Left Module xF04**

- 1 Door
- 2 Removable Glass Shelves
- Furniture to be Fixed to the wall
- Applications always in BX or TA-278 Finish
- Railway Door on the Left
- Interior LEDs (optional)

**W:13 3/4" H:41 3/8" D:12 5/8"**

|    |       |     |             |
|----|-------|-----|-------------|
| kg | m3    | vol | eco         |
| 24 | 0,167 | 2   | 01017010260 |

| INFO SHEET    |   |   |
|---------------|---|---|
| Case + Fronts |   | <br>Interior<br>851921 |
| BX/LM + LM    | 0 |   |
| BX/LM + LB    | 0 |   |




**851492**

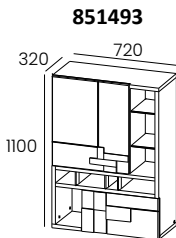
**Right Module xF04**

- 1 Door
- 2 Removable Glass Shelves
- Furniture to be Fixed to the wall
- Applications always in BX or TA-278 Finish
- Railway Door on the Right
- Interior LEDs (optional)

**W:13 3/4" H:41 3/8" D:12 5/8"**

|    |       |     |             |
|----|-------|-----|-------------|
| kg | m3    | vol | eco         |
| 24 | 0,167 | 2   | 01017010260 |

| INFO SHEET    |   |  |
|---------------|---|--|
| Case + Fronts |   | <br>Interior<br>851921 |
| BX/LM + LM    | 0 |  |
| BX/LM + LB    | 0 |  |




**851493**

**Module xF30**

- 1 Door, 1 Drop Down Door and 8 Niches
- 3 Removable Glass Shelves
- Furniture to be Fixed to the wall
- Applications always in BX or TA-278 Finish
- Interior LEDs and Niche (optional)

**W:28 3/8" H:43 3/8" D:12 5/8"**

|    |       |     |             |
|----|-------|-----|-------------|
| kg | m3    | vol | eco         |
| 52 | 0,332 | 2   | 01017010280 |

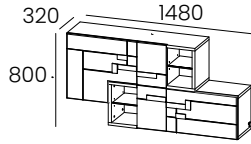
| INFO SHEET    |   |  |
|---------------|---|--|
| Case + Fronts |   | <br>Interior<br>851922<br>0 |
| BX/LM + LM    | 0 |  |
| BX/LM + LB    | 0 | Niche<br>851923<br>0   |

# WEMBLEY

## Wall MODULES

851494


Module xF31



- 2 Doors, 1 Drop Down Door and 4 Niches
- 5 Removable Glass Shelves
- Furniture to be Fixed to the wall
- Applications always in BX or TA-278 Finish
- Interior LEDs and Niche (optional)

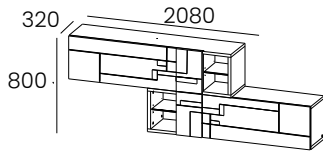
**W:58 1/4" H:31 1/8" D:12 5/8"**

| kg | m3    | vol | eco        |
|----|-------|-----|------------|
| 67 | 0,485 | 2   | 0107010290 |

| INFO SHEET    |   |  |
|---------------|---|--|
| Case + Fronts |   | <br>Interior<br>851924<br>0 |
| BX/LM + LM    | 0 |  |
| BX/LM + LB    | 0 | Niche<br>851925<br>0   |

851495


Module xF32



- 1 lift Door, 1 Door, 1 Drop Down Door and 4 Niches
- 4 Removable Glass Shelves
- Furniture to be Fixed to the wall
- Applications always in BX or TA-278 Finish
- Interior LEDs and Niche (optional)

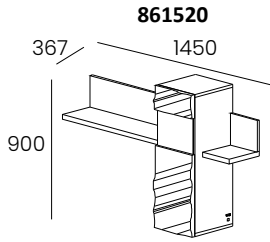
**W:81 7/8" H:31 1/8" D:12 5/8"**

| kg | m3    | vol | eco        |
|----|-------|-----|------------|
| 75 | 0,674 | 2   | 0107010290 |

| INFO SHEET    |   |  |
|---------------|---|--|
| Case + Fronts |   | <br>Interior<br>851926<br>0 |
| BX/LM + LM    | 0 |  |
| BX/LM + LB    | 0 | Niche<br>851927<br>0   |

# MIRAGE

## Wall MODULES




Module xF04

- 1 Solid Glass Door
- Shelf in BX or LM Finish
- Front always in Lacquer Finish, LM or LB
- Shelf LEDs (optional)

**W:57" H:35 1/2" D:14 1/2"**

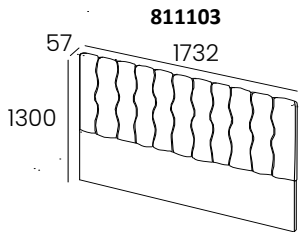
| kg | m3    | vol | eco         |
|----|-------|-----|-------------|
| 36 | 0,283 | 4   | 01017010270 |

| INFO SHEET         |   |  |
|--------------------|---|--|
| Shelf/Case + Front |   | <br>Interior<br>861936<br><br>0 |
| BX + LM            | 0 |  |
| BX + LB            | 0 |  |
| LM + LM            | 0 |  |
| LM + LB            | 0 |  |

# BEDROOMS

# NEWPORT/NEWTOWN

## Bedroom - Headboard



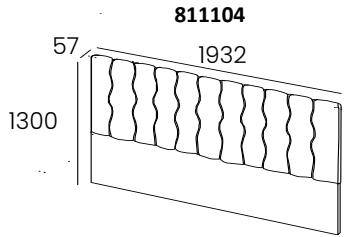
811103

### Headboard - Queen Size NEWPORT

- Bedside in BX, BX-280 or LM Finish and Upholstered
- For Mattress Queen Size
- 5% upcharge for Ascot Fabric

| INFO SHEET |   |
|------------|---|
| Fabric     |   |
| TC-S01     | 0 |

kg m3 vol eco  
95 0,578 1 01017010290



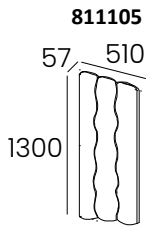
811104

### Headboard - King Size NEWPORT

- Bedside in BX, BX-280 or LM Finish and Upholstered
- For Mattress King Size
- 5% upcharge for Ascot Fabric

| INFO SHEET |   |
|------------|---|
| Fabric     |   |
| TC-S01     | 0 |

kg m3 vol eco  
103 0,641 1 01017010300



811105

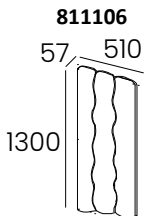
### Left Side Panel NEWPORT

- Completely Upholstered Headboard
- 5% upcharge for Ascot Fabric

| INFO SHEET |   |
|------------|---|
| Fabric     |   |
| TC-S01     | 0 |

W:20" H:51 1/4" D:2 1/4"

kg m3 vol eco  
32 0,190 1 01017010270



811106

### Right Side Panel NEWPORT

- Completely Upholstered Headboard
- 5% upcharge for Ascot Fabric

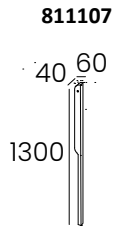
| INFO SHEET |   |
|------------|---|
| Fabric     |   |
| TC-S01     | 0 |

W:20" H:51 1/4" D:2 1/4"

kg m3 vol eco  
32 0,190 1 01017010270

# NEWPORT/NEWTOWN

## Bedroom - Headboard



811107

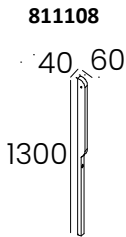
Left Wooden Side Trim NEWPORT

- Side Trim in BX or BX-280 Finish

**W:2 3/8" H:51 1/4" D:1 5/8"**

| kg | m3    | vol | eco         |
|----|-------|-----|-------------|
| 2  | 0,013 | 1   | 01017010230 |

| INFO SHEET     |   |
|----------------|---|
| Left Side Trim |   |
| BX             | 0 |
| BX-280         | 0 |



811108

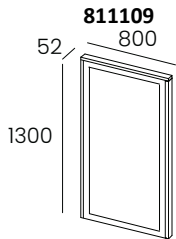
Right Wooden Side Trim NEWPORT

- Side in BX or BX-280 Finish

**W:2 3/8" H:51 1/4" D:1 5/8"**

| kg | m3    | vol | eco         |
|----|-------|-----|-------------|
| 2  | 0,013 | 1   | 01017010230 |

| INFO SHEET      |   |
|-----------------|---|
| Right Side Trim |   |
| BX              | 0 |
| BX-280          | 0 |



811109

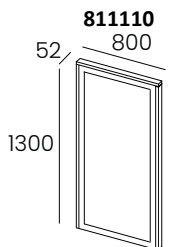
Left Side Panel 01

- Side in RATTAN Finish
- Frame in BX, LM or BX-280

**W:31 1/2" H:51 1/4" D:2"**

| kg | m3    | vol | eco         |
|----|-------|-----|-------------|
| 2  | 0,013 | 1   | 01017010230 |

| INFO SHEET           |   |
|----------------------|---|
| Left Headboard Panel |   |
| BX                   | 0 |
| BX-280               | 0 |



811110

Right Side Panel 01

- Side in RATTAN Finish
- Frame in BX, LM or BX-280

**W:31 1/2" H:51 1/4" D:2"**

| kg | m3    | vol | eco         |
|----|-------|-----|-------------|
| 2  | 0,013 | 1   | 01017010230 |

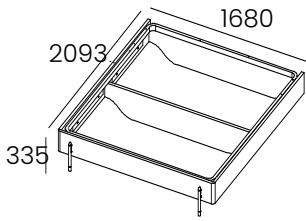
| INFO SHEET            |   |
|-----------------------|---|
| Right Headboard Panel |   |
| BX                    | 0 |
| BX-280                | 0 |



# NEWPORT/NEWTOWN

## Bedroom - Bedrame

811114



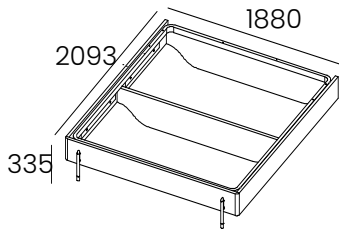
kg 54 m3 0,193 vol 4 eco 03018010290

### Bedframe 01 - Queen Size NEWPORT

- Bedframe in BX, BX-280 or LM Finish
- For Mattress Queen Size
- Metal Foot always in LF and Brass Finish Slats Required

| INFO SHEET  |   |
|-------------|---|
| Bedframe    |   |
| BX/LM       | 0 |
| QUEEN SLATS | 0 |

811115



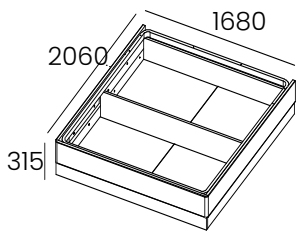
kg 57 m3 0,202 vol 4 eco 03018010290

### Bedframe 01 - King Size NEWPORT

- Bedframe in BX or LM Finish
- For Mattress King Size
- Metal Foot always in LF and Brass Finish Slats Required

| INFO SHEET   |   |
|--------------|---|
| Bedframe     |   |
| BX/BX-280/LM | 0 |
| KING SLATS   | 0 |

811117



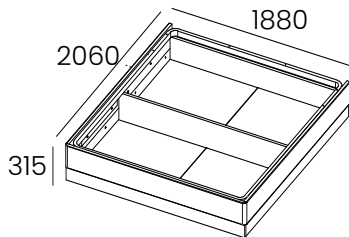
kg 95 m3 0,317 vol 5 eco 03018010290

### Bedframe 02 - Queen Size NEWPORT

- Bedframe in BX, BX-280 or LM Finish
- For Mattress Queen Size Slats Required

| INFO SHEET   |   |
|--------------|---|
| Bedframe     |   |
| BX/BX-280/LM | 0 |
| QUEEN SLATS  | 0 |

811118



kg 104 m3 0,338 vol 5 eco 03018010290

### Bedframe 02 - King Size NEWPORT

- Bedframe in BX, BX-280 or LM Finish
- For Mattress King Size
- Slats Required

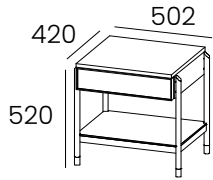
| INFO SHEET   |   |
|--------------|---|
| Bedframe     |   |
| BX/BX-280/LM | 0 |
| KING SLATS   | 0 |

# NEWPORT/NEWTOWN

## Bedroom - Case Pieces

811120

Nightstand x01 NEWPORT



- 1 Drawer and 1 Glass Shelf (Transparent, Gray or Bronze)
- Metal Frame in LF Finish
- Fronts in BX, BX-280, LM, CM or RATTAN Finish
- Case in BX, BX-280 or LM Finish
- Metal Foot always in LF and Brass Finish

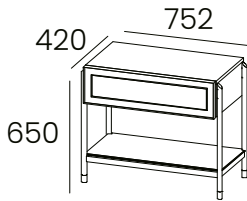
**W:19 3/4" H:20 1/2" D:16 1/2"**

| kg | m3    | vol | eco        |
|----|-------|-----|------------|
| 35 | 0.206 | 1   | 1017010270 |

| INFO SHEET |        |   |
|------------|--------|---|
| Case       | Fronts |   |
| BX/LM      | BX/LM  | 0 |
|            | CM-S01 | 0 |
|            | CM-S03 |   |
|            | CM-S04 | 0 |
|            | RATTAN | 0 |

811122

Nightstand x01 NEWPORT



- 1 Drawer and 1 Glass Shelf (Transparent, Gray or Bronze)
- Metal Frame in LF Finish
- Fronts in BX, BX-280, LM, CM or RATTAN Finish
- Case in BX, BX-280 or LM Finish
- Metal Foot always in LF and Brass Finish

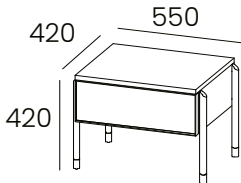
**W:29 5/8" H:25 5/8" D:16 1/2"**

| kg | m3    | vol | eco        |
|----|-------|-----|------------|
| 35 | 0.206 | 1   | 1017010270 |

| INFO SHEET |        |   |
|------------|--------|---|
| Case       | Fronts |   |
| BX/LM      | BX/LM  | 0 |
|            | CM-S01 | 0 |
|            | CM-S03 |   |
|            | CM-S04 | 0 |
|            | RATTAN | 0 |

811121

Nightstand x02 NEWPORT



- 1 Drawer
- Metal Frame in LF Finish
- Fronts in BX, BX-280, LM or CM Finish
- Case in BX, BX-280 or LM Finish
- Metal Foot always in LF and Brass Finish

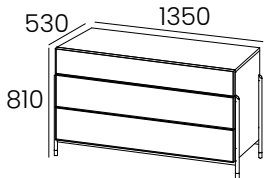
**W:21 5/8" H:16 1/2" D:16 1/2"**

| kg | m3    | vol | eco        |
|----|-------|-----|------------|
| 33 | 0.192 | 1   | 1017010270 |

| INFO SHEET |        |   |
|------------|--------|---|
| Case       | Fronts |   |
| BX/LM      | BX/LM  | 0 |
|            | CM-S01 | 0 |
|            | CM-S03 |   |
|            | CM-S04 | 0 |
|            | RATTAN | 0 |

811130

Dresser NEWPORT



- 3 Drawers
- Metal Frame in LF Finish
- Fronts in BX, BX-280, LM and/or CM Finish
- Case in BX, BX-280 or LM Finish
- Metal Foot always in LF and Brass Finish

**W:53 1/8" H:31 7/8" D:20 7/8"**

| kg  | m3    | vol | eco        |
|-----|-------|-----|------------|
| 164 | 0.817 | 1   | 1017010310 |

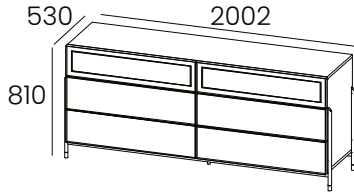
| INFO SHEET |              |   |
|------------|--------------|---|
| Case       | Fronts       |   |
| BX/LM      | BX/LM        | 0 |
|            | BX/LM+CM-S01 | 0 |
|            | BX/LM+CM-S03 |   |
|            | BX/LM+CM-S04 | 0 |
|            | RATTAN       | 0 |

# NEWPORT/NEWTOWN

## Bedroom - Case Pieces

811131

Dresser NEWPORT



- 6 Drawers
- Metal Frame in LF Finish
- Fronts in BX, BX-280, LM and/or CM Finish (RATTAN only on Top 2 Drawers)
- Case in BX, BX-280 or LM Finish
- Metal Foot always in LF and Brass Finish

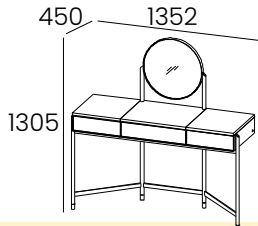
**W:78 7/8" H:31 7/8" D:20 7/8"**

| kg  | m3    | vol | eco        |
|-----|-------|-----|------------|
| 164 | 0.817 | 1   | 1017010310 |

| INFO SHEET |              |   |
|------------|--------------|---|
| Case       | Fronts       |   |
| BX/LM      | BX/LM        | 0 |
|            | BX/LM+CM-S01 | 0 |
|            | BX/LM+CM-S03 |   |
|            | BX/LM+CM-S04 | 0 |
|            | RATTAN       | 0 |

811515

Dressing Table NEWPORT



- 1 Mirror
- 1 Drawer and 2 lifting Doors
- Metal Frame in LF Finish
- Fronts in CM Finish
- Case in BX, BX-280 or LM Finish
- Metal Foot always in LF and Brass Finish

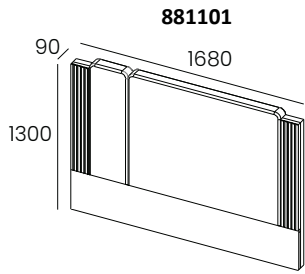
**W:53 1/4" H:51 3/8" D:17 3/4"**

| kg  | m3    | vol | eco        |
|-----|-------|-----|------------|
| 105 | 1.077 | 1   | 1017010300 |

| INFO SHEET |        |   |
|------------|--------|---|
| Case       | Fronts |   |
| BX/LM      | BX/LM  | 0 |
|            | CM-S01 | 0 |
|            | CM-S03 |   |
|            | CM-S04 | 0 |

# FIDJI

## Bedroom - Headboard

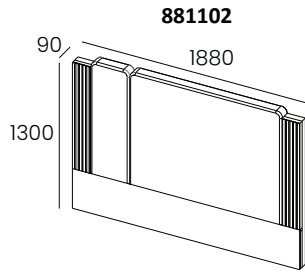


**881101**

### Headboard x01 - Queen Size

- Headboard in BX or LM Finish and Upholstered
- For Mattress Queen Size
- the Headboard uses 1,90 cm of Fabric
- 5% upcharge for Ascot Fabric

| INFO SHEET |                |             |
|------------|----------------|-------------|
| Structure  | without Fabric | with Fabric |
| BX/LM      | 0              | 0           |
| BX-280     | 0              | 0           |

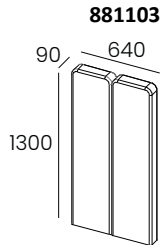


**881102**

### Headboard x01 - King Size

- Headboard in BX or LM Finish and Upholstered
- For Mattress King Size
- the Headboard uses 1,90 cm of Fabric
- 5% upcharge for Ascot Fabric

| INFO SHEET |                |             |
|------------|----------------|-------------|
| Structure  | without Fabric | with Fabric |
| BX/LM      | 0              | 0           |
| BX-280     | 0              | 0           |



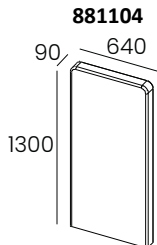
**881103**

### Left Side Panel x01

- Fully Upholstered Headboard
- the Headboard uses 1,50 cm of Fabric
- 5% upcharge for Ascot Fabric

| INFO SHEET           |   |
|----------------------|---|
| Left Headboard Panel |   |
| without Fabric       | 0 |
| with Fabric          | 0 |

W:25 1/4" H:51 1/4" D:3 1/2"



**881104**

### Right Side Panel x01

- Fully Upholstered Headboard
- the Headboard uses 1,50 cm of Fabric
- 5% upcharge for Ascot Fabric

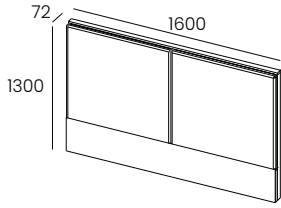
| INFO SHEET            |   |
|-----------------------|---|
| Right Headboard Panel |   |
| without Fabric        | 0 |
| with Fabric           | 0 |

W:25 1/4" H:51 1/4" D:3 1/2"

**Bedroom - Headboard**

**881156**

**Headboard 02 - Queen Size**



- Headboard in BX or LM Finish and Upholstered
- For Mattress Queen Size
- the Headboard uses 2,20 cm of Fabric
- 5% upcharge for Ascot Fabric

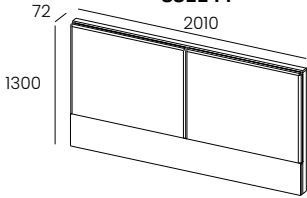
**W:63" H:51 1/4" D:2 7/8"**

| kg | m3    | vol | eco         |
|----|-------|-----|-------------|
| 48 | 0,285 | 1   | 01017010280 |

| INFO SHEET |                |             |
|------------|----------------|-------------|
| Structure  | without Fabric | with Fabric |
| BX/LM      | 0              | 0           |
| BX-280     | 0              | 0           |

**881144**

**Headboard 02 - King Size**



- Headboard in BX or LM Finish and Upholstered
- For Mattress King Size
- the Headboard uses 2,20 cm of Fabric
- 5% upcharge for Ascot Fabric

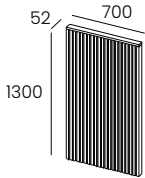
**W:79 1/8" H:51 1/4" D:2 7/8"**

| kg | m3    | vol | eco         |
|----|-------|-----|-------------|
| 58 | 0,339 | 1   | 01017010280 |

| INFO SHEET |                |             |
|------------|----------------|-------------|
| Structure  | without Fabric | with Fabric |
| BX/LM      | 0              | 0           |
| BX-280     | 0              | 0           |

**881107**

**Left Side Slatted Panel x02**



- Headboard in BX or LM Finish

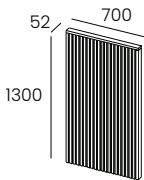
**W:27 1/2" H:51 1/4" D:2"**

| kg | m3    | vol | eco         |
|----|-------|-----|-------------|
| 15 | 0,096 | 1   | 01017010250 |

| INFO SHEET           |   |
|----------------------|---|
| Left Headboard Panel |   |
| BX/LM                | 0 |
| BX-280               | 0 |

**881108**

**Right Side Slatted Panel x02**



- Headboard in BX or LM Finish

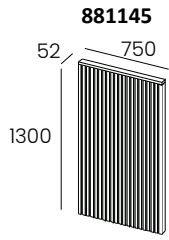
**W:27 1/2" H:51 1/4" D:2"**

| kg | m3    | vol | eco         |
|----|-------|-----|-------------|
| 15 | 0,096 | 1   | 01017010250 |

| INFO SHEET            |   |
|-----------------------|---|
| Right Headboard Panel |   |
| BX/LM                 | 0 |
| BX-280                | 0 |

# FIDJI

## Bedroom



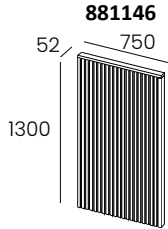
**Left Side Slatted Panel x02**

- Panel in BX or LM Finish

**W:29 1/2" H:51 1/4" D:2"**

| kg | m3    | vol | eco         |
|----|-------|-----|-------------|
| 18 | 0,110 | 1   | 01017010250 |

| INFO SHEET           |   |
|----------------------|---|
| Left Headboard Panel |   |
| BX/LM                | 0 |
| BX-280               | 0 |



**Right Side Slatted Panel x02**

- Panel in BX or LM Finish

**W:29 1/2" H:51 1/4" D:2"**

| kg | m3    | vol | eco         |
|----|-------|-----|-------------|
| 18 | 0,110 | 1   | 01017010250 |

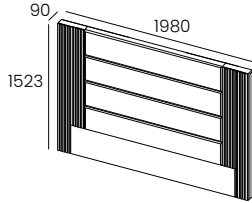
| INFO SHEET            |   |
|-----------------------|---|
| Right Headboard Panel |   |
| BX/LM                 | 0 |
| BX-280                | 0 |

# FIDJI

## Bedroom - Headboard

881109

Headboard 03 - Queen Size

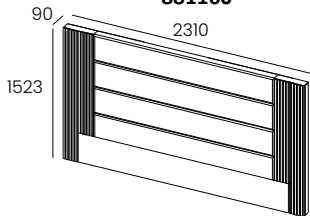


- Headboard in BX or LM Finish and Upholstered
- For Mattress Queen Size
- the Headboard uses 3,40 cm of Fabric
- 5% upcharge for Ascot Fabric

| INFO SHEET |                |             |
|------------|----------------|-------------|
| Structure  | without Fabric | with Fabric |
| BX/LM      | 0              | 0           |
| BX-280     | 0              | 0           |

881160

Headboard 03 - King Size



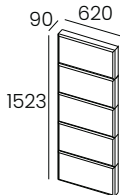
- Headboard in BX or LM Finish and Upholstered
- For Mattress King Size
- the Headboard uses 3,50 cm of Fabric
- 5% upcharge for Ascot Fabric

| INFO SHEET |                |             |
|------------|----------------|-------------|
| Structure  | without Fabric | with Fabric |
| BX/LM      | 0              | 0           |
| BX-280     | 0              | 0           |

W:91" H:60" D:3 1/2"

881111

Left Side Panel x03



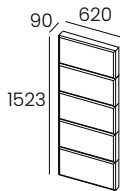
- Fully Upholstered Panel
- the Panel uses 1,80 cm of Fabric
- 5% upcharge for Ascot Fabric

| INFO SHEET           |   |
|----------------------|---|
| Left Headboard Panel |   |
| without Fabric       | 0 |
| with Fabric          | 0 |

W:24 1/2" H:60" D:3 1/2"

881112

Right Side Panel x03



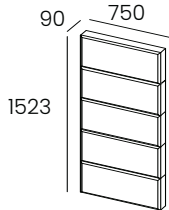
- Fully Upholstered Panel
- the Panel uses 1,80 cm of Fabric
- 5% upcharge for Ascot Fabric

| INFO SHEET            |   |
|-----------------------|---|
| Right Headboard Panel |   |
| without Fabric        | 0 |
| with Fabric           | 0 |

W:24 1/2" H:60" D:3 1/2"

881161

Left Side Panel x03



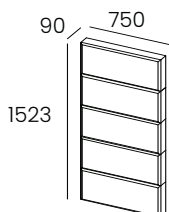
- Fully Upholstered Panel
- the Panel uses 1,90 cm of Fabric
- 5% upcharge for Ascot Fabric

| INFO SHEET           |   |
|----------------------|---|
| Left Headboard Panel |   |
| without Fabric       | 0 |
| with Fabric          | 0 |

W:29 1/2" H:60" D:3 1/2"

881162

Right Side Panel x03

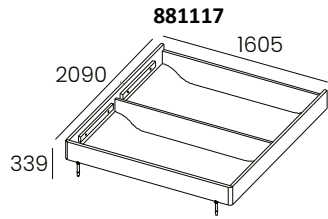


- Fully Upholstered Panel
- the Panel uses 1,90 cm of Fabric
- 5% upcharge for Ascot Fabric

| INFO SHEET            |   |
|-----------------------|---|
| Right Headboard Panel |   |
| without Fabric        | 0 |
| with Fabric           | 0 |

W:29 1/2" H:60" D:3 1/2"

**Bedroom - Bedframe**



**881117**

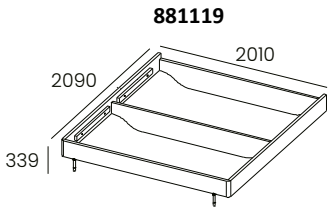
**Bedframe 01 - Queen Size**

- Bedrame in BX or LM Finish
- For Mattress Queen Size
- Metal Foot always in LF and Brass Finish
- Slats Required

**W:63 1/4" H:13 3/8" D:82 1/4"**

|    |       |     |             |
|----|-------|-----|-------------|
| kg | m3    | vol | eco         |
| 54 | 0,193 | 4   | 03018010290 |

| INFO SHEET  |   |
|-------------|---|
| Bedframe    |   |
| BX/LM       | 0 |
| BX-280      | 0 |
| QUEEN SLATS | 0 |



**881119**

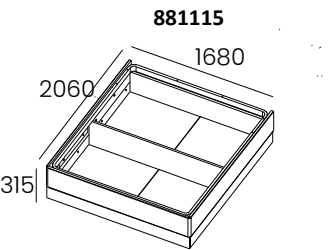
**Bedrame 01 - King Size**

- Bedrame in BX or LM Finish
- For Mattress King Size
- Metal Foot always in LF and Brass Finish
- Slats Required

**W:79 1/8" H:13 3/8" D:82 1/4"**

|    |       |     |             |
|----|-------|-----|-------------|
| kg | m3    | vol | eco         |
| 57 | 0,202 | 4   | 03018010290 |

| INFO SHEET |   |
|------------|---|
| Bedframe   |   |
| BX/LM      | 0 |
| BX-280     | 0 |
| KING SLATS | 0 |



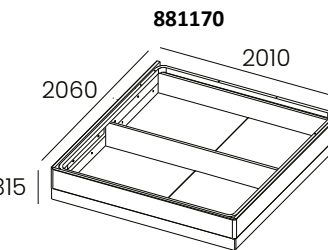
**881115**

**Bedrame 02 - Queen Size**

- Bedrame in BX or LM Finish
- For Mattress Queen Size
- Slats Required

|    |       |     |             |
|----|-------|-----|-------------|
| kg | m3    | vol | eco         |
| 95 | 0,317 | 5   | 03018010290 |

| INFO SHEET  |   |
|-------------|---|
| Bedframe    |   |
| BX/LM       | 0 |
| BX-280      | 0 |
| QUEEN SLATS | 0 |



**881170**

**Bedrame 02 - King Size**

- Bedrame in BX or LM Finish
- For Mattress King Size
- Slats Required

|     |       |     |             |
|-----|-------|-----|-------------|
| kg  | m3    | vol | eco         |
| 104 | 0,338 | 5   | 03018010290 |

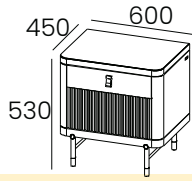
| INFO SHEET |   |
|------------|---|
| Bedframe   |   |
| BX/LM      | 0 |
| BX-280     | 0 |
| KING SLATS | 0 |



Bedroom - Case Pieces

**881120**

**Nightstand x01**



- 1 Drawer and 1 Interior Drawer
- Metal Foot always in LF and Brass Finish
- Noir PX-001 or Brown PX-002 Handle.

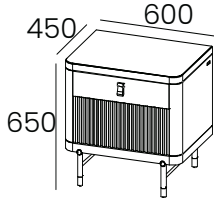
**W:23 5/8" H:20 7/8" D:17 3/4"**

|    |       |     |             |
|----|-------|-----|-------------|
| kg | m3    | vol | eco         |
| 29 | 0,165 | 2   | 01017010260 |

| INFO SHEET       |         |   |
|------------------|---------|---|
| Case             | Slatted |   |
| BX/LM            | BX/LM   | 0 |
|                  | BX-280  | 0 |
| BX-280           | LM      | 0 |
|                  | BX-280  | 0 |
| Top              |         |   |
| CM-S01 or CM-S03 |         | 0 |

**881138**

**Nightstand x01.1**



- 1 Drawer and 1 Interior Drawer
- Metal Foot always in LF and Brass Finish
- Noir PX-001 or Brown PX-002 Handle.

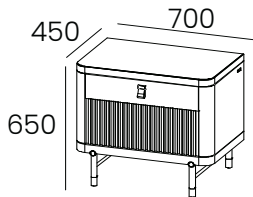
**W:23 5/8" H:25 5/8" D:17 3/4"**

|    |       |     |             |
|----|-------|-----|-------------|
| kg | m3    | vol | eco         |
| 29 | 0,165 | 2   | 01017010260 |

| INFO SHEET       |         |   |
|------------------|---------|---|
| Case             | Slatted |   |
| BX/LM            | BX/LM   | 0 |
|                  | BX-280  | 0 |
| BX-280           | LM      | 0 |
|                  | BX-280  | 0 |
| Top              |         |   |
| CM-S01 or CM-S03 |         | 0 |

**881139**

**Nightstand x01.2**



- 1 Drawer and 1 Interior Drawer
- Metal Foot always in LF and Brass Finish
- Noir PX-001 or Brown PX-002 Handle.

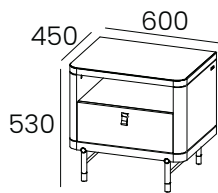
**W:27 1/2" H:25 5/8" D:17 3/4"**

|    |       |     |             |
|----|-------|-----|-------------|
| kg | m3    | vol | eco         |
| 33 | 0,231 | 2   | 01017010270 |

| INFO SHEET |         |   |
|------------|---------|---|
| Case       | Slatted |   |
| BX/LM      | BX/LM   | 0 |
|            | BX-280  | 0 |
| BX-280     | LM      | 0 |
|            | BX-280  | 0 |

**881121**


**Nightstand x02**



- 1 Drawer and 1 Niche
- Metal Foot always in LF and Brass Finish
- Noir PX-001 or Brown PX-002 Handle
- Niche LEDs (optional)

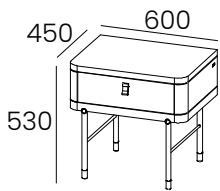
**W:23 5/8" H:20 7/8" D:17 3/4"**

|    |       |     |             |
|----|-------|-----|-------------|
| kg | m3    | vol | eco         |
| 27 | 0,165 | 2   | 01017010260 |

| INFO SHEET       |        |   |  |
|------------------|--------|---|--|
| Case             | Front  |   | <br>Niche<br>881914 |
| BX/LM            | BX/LM  | 0 |  |
|                  | BX-280 | 0 |  |
| BX-280           | LM     | 0 |  |
|                  | BX-280 | 0 |  |
| Top              |        |   |  |
| CM-S01 or CM-S03 |        | 0 |  |

**881122**

**Nightstand x03**



- 1 Drawer
- Metal Foot always in LF and Brass Finish
- Noir PX-001 or Brown PX-002 Handle

**W:23 5/8" H:20 7/8" D:17 3/4"**

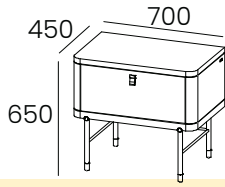
|    |       |     |             |
|----|-------|-----|-------------|
| kg | m3    | vol | eco         |
| 22 | 0,137 | 2   | 01017010260 |

| INFO SHEET       |          |   |
|------------------|----------|---|
| Case             | Front    |   |
| BX/LM            | BX/LM    | 0 |
|                  | BX-280   | 0 |
| BX-280           | LM       | 0 |
|                  | BX - 280 | 0 |
| Top              |          |   |
| CM-S01 or CM-S03 |          | 0 |

# FIDJI

## Bedroom - Case Pieces

**881140**



**W:27 1/2" H:25 5/8" D:17 3/4"**

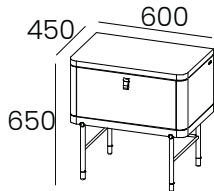
|    |       |     |             |
|----|-------|-----|-------------|
| kg | m3    | vol | eco         |
| 26 | 0,195 | 2   | 01017010260 |

**Nightstand x03.1**

- 1 Drawer
- Metal Foot always in LF and Brass Finish
- Noir PX-001 or Brown PX-002 Handle

| INFO SHEET |          |   |
|------------|----------|---|
| Case       | Front    |   |
| BX/LM      | BX/LM    | 0 |
|            | BX-280   | 0 |
| BX-280     | LM       | 0 |
|            | BX - 280 | 0 |

**881141**



**W:23 5/8" H:25 5/8" D:17 3/4"**

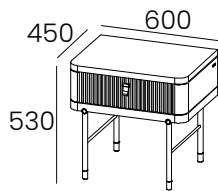
|    |       |     |             |
|----|-------|-----|-------------|
| kg | m3    | vol | eco         |
| 26 | 0,195 | 2   | 01017010260 |

**Nightstand x03.2**

- 1 Drawer
- Metal Foot always in LF and Brass Finish
- Noir PX-001 or Brown PX-002 Handle

| INFO SHEET       |        |   |
|------------------|--------|---|
| Case             | Front  |   |
| BX/LM            | BX/LM  | 0 |
|                  | BX-280 | 0 |
| BX-280           | LM     | 0 |
|                  | BX-280 | 0 |
| Top              |        |   |
| CM-S01 or CM-S03 |        | 0 |

**881123**



**W:23 5/8" H:20 7/8" D:17 3/4"**

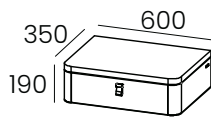
|    |       |     |             |
|----|-------|-----|-------------|
| kg | m3    | vol | eco         |
| 22 | 0,137 | 2   | 01017010260 |

**Nightstand x04**

- 1 Drawer and 1 Niche
- Metal Foot always in LF and Brass Finish
- Noir PX-001 or Brown PX-002 Handle

| INFO SHEET       |          |   |
|------------------|----------|---|
| Case             | Slatted  |   |
| BX/LM            | BX/LM    | 0 |
|                  | BX-280   | 0 |
| BX-280           | LM       | 0 |
|                  | BX - 280 | 0 |
| Top              |          |   |
| CM-S01 or CM-S03 |          | 0 |

**881124**



**W:23 5/8" H:7 1/2" D:13 3/4"**

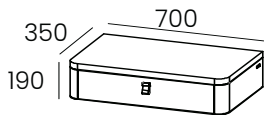
|    |       |     |             |
|----|-------|-----|-------------|
| kg | m3    | vol | eco         |
| 20 | 0,062 | 1   | 01017010260 |

**Nightstand x05**

- 1 Drawer
- Nightstand to be Fixed on the wall
- Noir PX-001 or Brown PX-002 Handle

| INFO SHEET |          |   |
|------------|----------|---|
| Case       | Front    |   |
| BX/LM      | BX/LM    | 0 |
|            | BX-280   | 0 |
| BX-280     | LM       | 0 |
|            | BX - 280 | 0 |

**881163**



**W:27 1/2" H:7 1/2" D:13 3/4"**

|    |       |     |             |
|----|-------|-----|-------------|
| kg | m3    | vol | eco         |
| 20 | 0,062 | 1   | 01017010260 |

**Nightstand x05.1**

- 1 Drawer
- Nightstand to be Fixed on the wall
- Noir PX-001 or Brown PX-002 Handle

| INFO SHEET |         |   |
|------------|---------|---|
| Case       | Slatted |   |
| BX/LM      | BX/LM   | 0 |
|            | BX-280  | 0 |
| BX-280     | LM      | 0 |
|            | BX-280  | 0 |

Bedroom - Case Pieces

**881125**

**W:53 1/8" H:31 1/8" D:21 1/4"**

|    |       |     |             |
|----|-------|-----|-------------|
| kg | m3    | vol | eco         |
| 93 | 0,596 | 2   | 01017010290 |

**Dresser x01**

- 3 Drawers
- Metal Foot always in LF and Brass Finish
- Slatted in BX or LM Finish
- Noir PX-001 or Brown PX-002 Handle

| INFO SHEET |         |   |
|------------|---------|---|
| Case       | Slatted |   |
| BX/LM      | BX/LM   | 0 |
|            | BX-280  | 0 |
| BX-280     | LM      | 0 |
|            | BX-280  | 0 |

**881132**

**W:67" H:33 1/2" D:21 1/4"**

|    |       |     |             |
|----|-------|-----|-------------|
| kg | m3    | vol | eco         |
| 93 | 0,596 | 2   | 01017010290 |

**Dresser x04**

- 6 Drawers
- Metal Foot always in LF and Brass Finish
- Slatted in BX or LM Finish
- Noir PX-001 or Brown PX-002

| INFO SHEET |         |   |
|------------|---------|---|
| Case       | Slatted |   |
| BX/LM      | BX/LM   | 0 |
|            | BX-280  | 0 |
| BX-280     | LM      | 0 |
|            | BX-280  | 0 |

**881131**

**W:78 3/4" H:31 1/8" D:21 1/4"**

|     |       |     |             |
|-----|-------|-----|-------------|
| kg  | m3    | vol | eco         |
| 125 | 0,857 | 2   | 01017010290 |

**Dresser x03**

- 6 Drawers
- Metal Foot always in LF and Brass Finish
- Slatted in BX or LM Finish
- Noir PX-001 or Brown PX-002 Handle

| INFO SHEET          |                  |   |
|---------------------|------------------|---|
| Case                | Slatted          |   |
| BX/LM               | BX/LM            | 0 |
|                     | BX-280           | 0 |
| BX-280              | LM               | 0 |
|                     | BX-280           | 0 |
| <b>Top - 881802</b> |                  |   |
|                     | CM-S01 or CM-S03 | 0 |
|                     | CM-S05           | 0 |

**881126**

**W:53 1/8" H:31 1/8" D:21 1/4"**

|    |       |     |             |
|----|-------|-----|-------------|
| kg | m3    | vol | eco         |
| 82 | 0,596 | 2   | 01017010290 |

**Dresser x02**

- 3 Drawers
- Metal Foot always in LF and Brass Finish
- Noir PX-001 or Brown PX-002 Handle

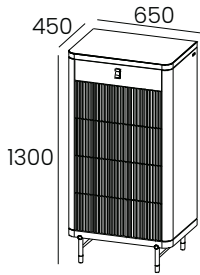
| INFO SHEET |        |   |
|------------|--------|---|
| Case       | Front  |   |
| BX/LM      | BX/LM  | 0 |
|            | BX-280 | 0 |
| BX-280     | LM     | 0 |
|            | BX-280 | 0 |

# FIDJI

## Bedroom - Case Pieces

881127

High Chest x01



- 5 Drawers
- Metal Foot always in LF and Brass Finish
- Slatted in BX or LM Finish
- Noir PX-001 or Brown PX-002 Handle

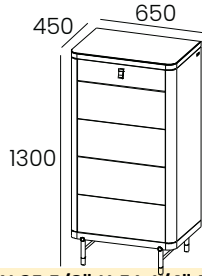
W:25 5/8" H:51 1/4" D:17 3/4"

| kg | m3    | vol | eco         |
|----|-------|-----|-------------|
| 78 | 0,445 | 2   | 01017010290 |

| INFO SHEET |         |   |
|------------|---------|---|
| Case       | Slatted |   |
| BX/LM      | BX/LM   | 0 |
|            | BX-280  | 0 |
| BX-280     | LM      | 0 |
|            | BX-280  | 0 |

881128

High Chest x02



- 5 Drawers
- Metal Foot always in LF and Brass Finish
- Noir PX-001 or Brown PX-002 Handle

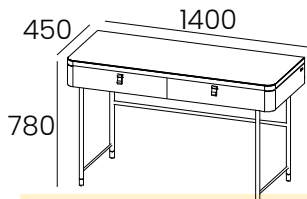
W:25 5/8" H:51 1/4" D:17 3/4"

| kg | m3    | vol | eco         |
|----|-------|-----|-------------|
| 71 | 0,445 | 2   | 01017010290 |

| INFO SHEET |        |   |
|------------|--------|---|
| Case       | Front  |   |
| BX/LM      | BX/LM  | 0 |
|            | BX-280 | 0 |
| BX-280     | LM     | 0 |
|            | BX-280 | 0 |

881129

Dressing Table x01



- 2 Drawers
- Metal Foot always in LF and Brass Finish
- Noir PX-001 or Brown PX-002 Handle

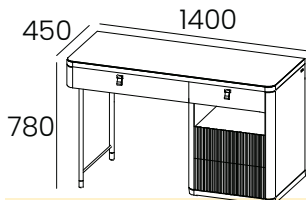
W:55 1/8" H:30 3/4" D:17 3/4"

| kg | m3    | vol | eco         |
|----|-------|-----|-------------|
| 36 | 0,602 | 1   | 01017010270 |

| INFO SHEET |        |   |
|------------|--------|---|
| Case       | Front  |   |
| BX/LM      | BX/LM  | 0 |
|            | BX-280 | 0 |
| BX-280     | LM     | 0 |
|            | BX-280 | 0 |

881130

Dressing Table x02



- 4 Drawers and 1 Niche
- Metal Foot always in LF and Brass Finish
- Slatted in BX or LM Finish
- Noir PX-001 or Brown PX-002 Handle

W:55 1/8" H:30 3/4" D:17 3/4"

| kg | m3    | vol | eco         |
|----|-------|-----|-------------|
| 81 | 0,602 | 1   | 01017010290 |

| INFO SHEET |         |   |
|------------|---------|---|
| Case       | Slatted |   |
| BX/LM      | BX/LM   | 0 |
|            | BX-280  | 0 |
| BX-280     | LM      | 0 |
|            | BX-280  | 0 |